

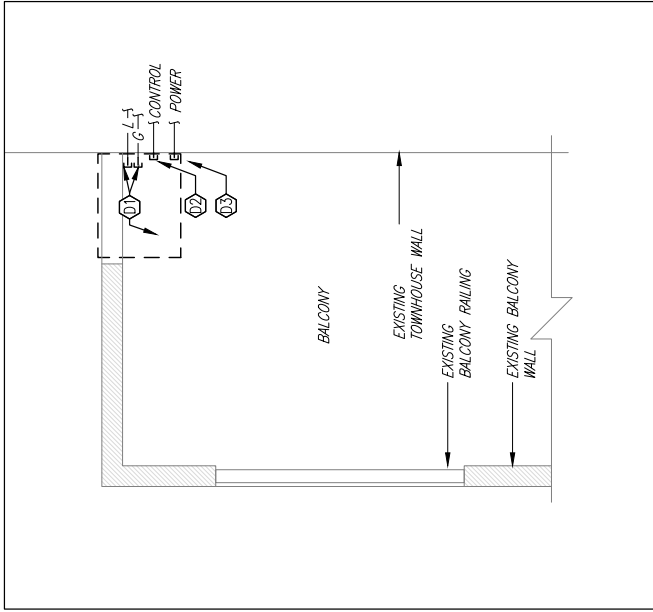
## 113 – 126 Grandview Way AC Unit Specifications Multi-Story Townhouses

---

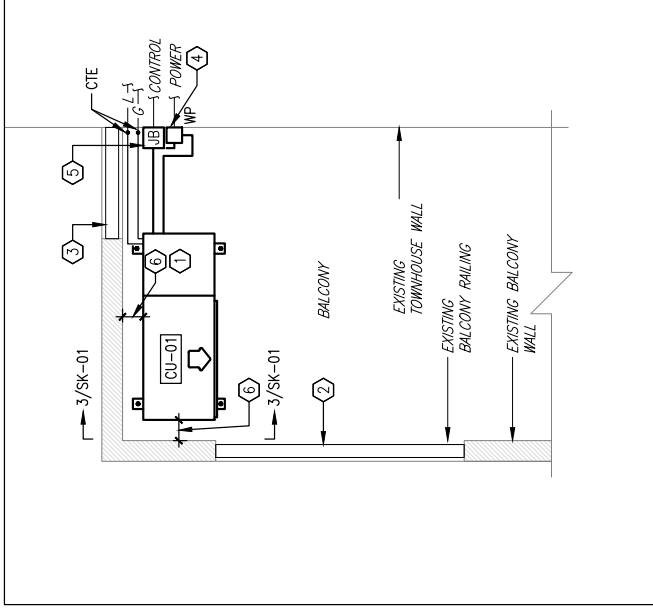
This cover page is only an illustrative summary of the specs—it does not replace them. Please see the following pages for details specs and for examples of units that meet the specs. Specs and examples of both the condensing unit and the air handler unit are included.

1. The condensing unit must be installed on the balcony.
2. It should be mounted on an angle bracket attached to the balcony balustrade.
3. RSR (Rubber-Steel-Rubber) pads must be inserted under the support legs.
4. To accommodate future waterproofing, the unit must not obstruct the balcony floor slab; specifically, the bracket bottom must be at least **6"** above the balcony floor.
5. The unit must be flush with the top of the balustrade.
6. The bracket must not extend beyond the face of the unit.
7. Ask the property management office regarding the installation/finishing of the railing.



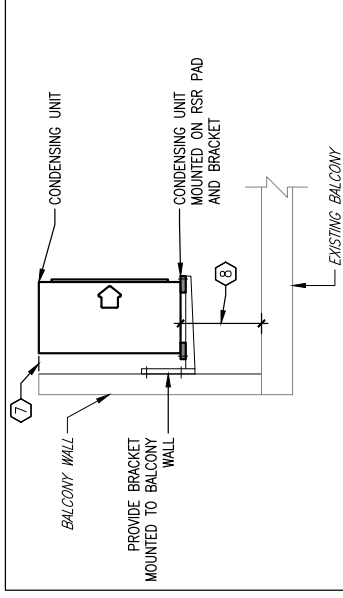


1 BALCONY PLAN-DEMOLITION  
SK-01 SCALE: 1/2"=1'-0"



2 BALCONY PLAN-CONSTRUCTION  
SK-01 SCALE: 1/2"=1'-0"

DRAWING NOTES	
SYMBOL	DESCRIPTION
(01)	REMOVE EXISTING CONDENSING UNIT C/W ASSOCIATED REFRIGERANT LINES, CONTROLS AND POWER. CUTBACK AND CAP REFRIGERANT LINE 6" PROUD OF WALL.
(02)	CUTBACK POWER SERVICE AND MAKE SAFE AND READY FOR FUTURE EXTENSION.
(03)	CUTBACK CONTROLS WIRING FOR FUTURE EXTENSION.
(1)	PROVIDE NEW CONDENSING UNIT CU-1 C/W ALL ASSOCIATED POWER, CONTROLS AND REFRIGERATION PIPING. PROVIDE RSR PAD AT SUPPORT LEGS. PROVIDE ANGLE BRACKET SUPPORTS FOR MOUNTING OF CU TO BALCONY WALL.
(2)	REFINISH EXISTING BALCONY RAILING PAINT TO MATCH NEW RAILING SECTION. COORDINATE COLOUR AND FINISH WITH CONDOMINIUM CORPORATION.
(3)	PROVIDE NEW BALCONY RAILING. CONSTRUCTION AND FINISH TO MATCH EXISTING.
(4)	PROVIDE MIN. 20A RATED WATERPROOF DISCONNECT SWITCH EXTEND WIRING TO NEW CONDENSING UNIT LOCATION IN 3/4" (20mm) PVC
(5)	PROVIDE OUTDOOR RATED JUNCTION BOX FOR CONTROL WIRING. EXTEND WIRING TO NEW CONDENSER LOCATION IN 3/4" (20mm) PVC.
(6)	MAINTAIN CLEARANCE TO MEET MANUFACTURES CLEARANCE REQUIREMENTS.
(7)	TOP OF UNIT TO BE FLUSH WITH TOP OF BALCONY WALL.
(8)	MAINTAIN MINIMUM 6" BETWEEN BALCONY FLOOR AND MOUNTING BRACKETS.



3 BALCONY SECTION-CONSTRUCTION  
SK-01 SCALE: 1/2"=1'-0"

CONDENSING UNIT SCHEDULE												
OPT	MANUF	MODEL	CAP. BTU/H	REF.	SEER	MCA	MOCF	ELEC V/PH/Hz	WEIGHT	DIM.	SOUND	NOTES
PREMIUM	DAIKIN	DX17VSS241AA	24,000 (2 TONS)	R410A	17	17.4A	20A	208/1/60	112 LBS	36-5/8"W 27-3/8"H 13-3/4"D	MIN SPEED: 55dBA INT SPEED: 58dBA MAX SPEED: 67dBA	C/W INVERTER DUTY MOTOR
STANDARD	CARRIER	244HA424A0030	24,000 (2 TONS)	R410A	14	14.1A	25A	208/1/60	148 LBS	36-15/16"W 31-1/8"H 17-3/16"D	66dBA	

**McGREGOR ALLSOP**  
CONSULTING ENGINEERS  
1 CORPORATE SUITE 500 TORONTO, ON M5C 1S6  
TEL: 416-593-9999 FAX: 416-593-1058

CLIENT  
**MTCC 113**  
**126 GRANDVIEW WAY**  
**M2N 6V5**

PROJECT NAME  
**COOLING SYSTEM RETROFIT**

DRAWING TITLE  
**TOWNHOUSE BALCONY PLAN (LEFT)**

DRAWN BY  
**TS**

CHECKED BY  
**LP**

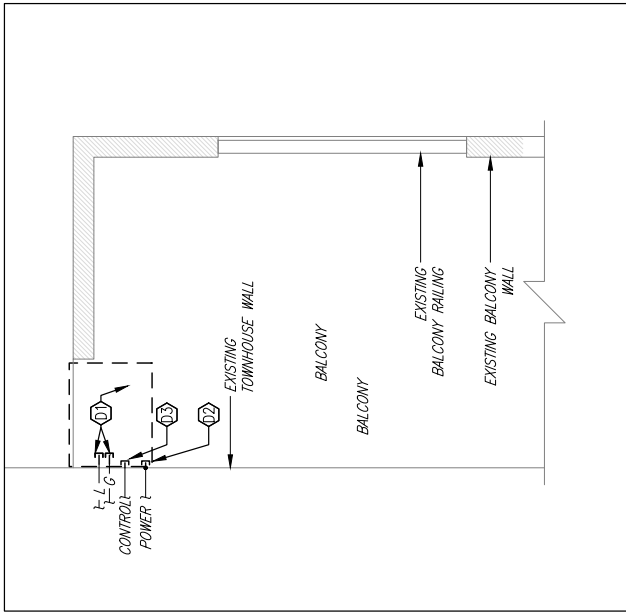
SCALE  
**AS NOTED**

DWG No.  
**SK-01**

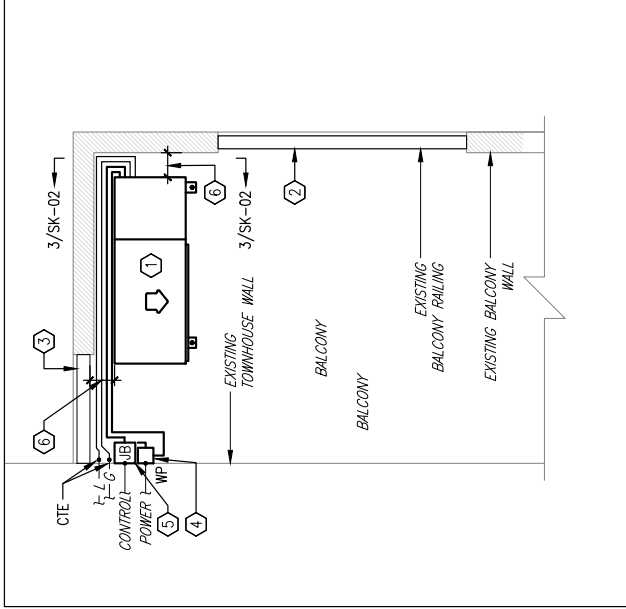
PROJECT No.  
**202138**

OWNER PROJECT No.  
**-**

No.	ISSUE	DATE	BY
4			
3			
2	ISSUED FOR FINAL REVIEW	2021/06/18	LP
1	ISSUED FOR CLIENT REVIEW	2021/06/01	LP



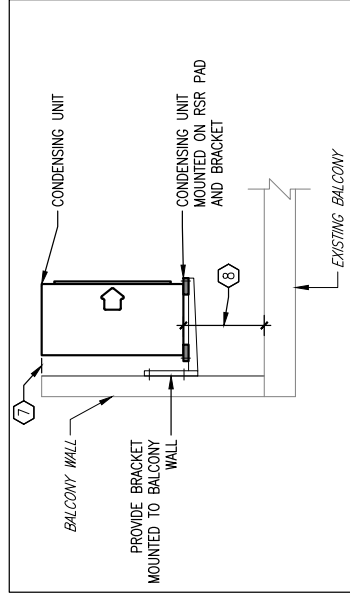
1 BALCONY PLAN-DEMOLITION  
SK-02 SCALE: 1/2"=1'-0"



2 BALCONY PLAN - CONSTRUCTION  
SK-02 SCALE: 1/2"=1'-0"

CONDENSING UNIT SCHEDULE												
OPT	MANUF	MODEL	CAP. BTU/H	REF.	SEER	MCA	MOCF	ELEC V/PH/Hz	WEIGHT	DIM.	SOUND	NOTES
PREMIUM	DAIKIN	DX17VSS241A4	24,000 (2 TONS)	R410A	17	17.4A	20A	208/1/60	112 LBS	36-5/8"W 27-3/8"H 13-3/4"D	MIN SPEED: 55dBA INT SPEED: 58dBA MAX SPEED: 67dBA	C/W INVERTER DUTY MOTOR
STANDARD	CARRIER	24AH424A0030	24,000 (2 TONS)	R410A	14	14.1A	25A	208/1/60	148 LBS	36-15/16"W 31-1/8"H 17-3/16"D	66dBA	

DRAWING NOTES	
SYMBOL	DESCRIPTION
01	REMOVE EXISTING CONDENSING UNIT C/W ASSOCIATED REFRIGERANT LINES, CONTROLS AND POWER. CUTBACK AND CAP REFRIGERANT LINE 6" PROUD OF WALL.
02	CUTBACK POWER SERVICE AND MAKE SAFE AND READY FOR FUTURE EXTENSION.
03	CUTBACK CONTROLS WIRING FOR FUTURE EXTENSION.
04	PROVIDE NEW CONDENSING UNIT CU-1 C/W ALL ASSOCIATED POWER, CONTROLS AND REFRIGERATION PIPING. PROVIDE RSR PAD AT SUPPORT LEGS. PROVIDE ANGLE BRACKET SUPPORTS FOR MOUNTING OF CU TO BALCONY WALL.
05	REFINISH EXISTING BALCONY RAILING PAINT TO MATCH NEW RAILING SECTION. COORDINATE COLOUR AND FINISH WITH CONDOMINIUM CORPORATION.
06	PROVIDE NEW BALCONY RAILING. CONSTRUCTION AND FINISH TO MATCH EXISTING.
07	PROVIDE MIN. 20A RATED WATERPROOF DISCONNECT SWITCH EXTEND WIRING TO NEW CONDENSING UNIT LOCATION IN 3/4" (20mm) PVC
08	PROVIDE OUTDOOR RATED JUNCTION BOX FOR CONTROL WIRING. EXTEND WIRING TO NEW CONDENSER LOCATION IN 3/4" (20mm) PVC.
09	MAINTAIN CLEARANCE TO MEET MANUFACTURES CLEARANCE REQUIREMENTS.
10	TOP OF UNIT TO BE FLUSH WITH TOP OF BALCONY WALL.
11	MAINTAIN MINIMUM 6" BETWEEN BALCONY FLOOR AND MOUNTING BRACKETS.



3 BALCONY SECTION-CONSTRUCTION  
SK-02 SCALE: 1/2"=1'-0"

**McGREGOR ALLSOP**  
CONSULTING ENGINEERS  
1 CONCORD DRIVE, SUITE 505, TORONTO, ON M4C 3N6  
TEL: 416-461-9999 FAX: 416-461-1058

CLIENT  
**MTCC 113**  
**126 GRANDVIEW WAY**  
**M2N 6V5**

PROJECT NAME  
**COOLING SYSTEM RETROFIT**

DRAWING TITLE  
**TOWNHOUSE BALCONY PLAN (RIGHT)**

DRAWN BY  
**TS**

CHECKED BY  
**LP**

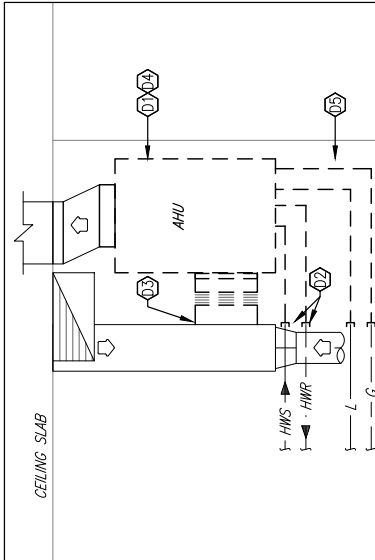
SCALE  
**AS NOTED**

DWG No.  
**SK-02**

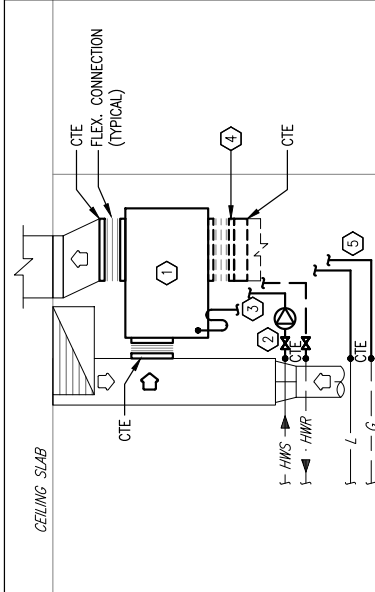
OWNER PROJECT No.  
**-**

PROJECT No.  
**202138**

No.	ISSUE	DATE	BY
4			
3			
2	ISSUED FOR FINAL REVIEW	2021/06/18	LP
1	ISSUED FOR CLIENT REVIEW	2021/06/01	LP



1 TOWNHOUSE AHU ELEVATION - DEMOLITION  
SK-05 SCALE: 1/2"=1'-0"



2 TOWNHOUSE AHU ELEVATION - CONSTRUCTION  
SK-05 SCALE: 1/2"=1'-0"

AHU SCHEDULE

MANUF. MODEL	AIR FLOW (MAX)	COOLING CAPACITY	REF.	HEATING CAPACITY (140F)	PUMP FLOW	EXT. SP.	FLA	MOCF	ELEC	WEIGHT	DIM.
ECW40	800 CFM	24,000 BTU/H	R410A	39,800 BTU/H	4 GPM	1" W.C.	6.3 A	15 A	120V/1PH/60Hz	60 LBS	25"Wx23"Dx16"H

DRAWING NOTES	
SYMBOL	DESCRIPTION
①	REMOVE EXISTING AHU C/W ASSOCIATED POWER CONTROLS AND CONNECTING DUCTWORK AS INDICATED.
②	VALVE AND CAP HEATING WATER LINES AS INDICATED FOR FUTURE EXTENSION.
③	REMOVE DUCT CONNECTION. PATCH AND SEAL OPENING.
④	CUTBACK POWER AND MAKE SAFE AND READY FOR FUTURE EXTENSION.
⑤	DISCONNECT REFRIGERANT LINES AT AHU DX COIL. REFER TO REFRIGERATION SPECIFICATION SECTION FOR PURGING AND FLUSHING REQUIREMENTS.
①	PROVIDE NEW AHU C/W ALL ASSOCIATED POWER, CONTROLS, HANGER RODS WITH VIBRATION SNIBBER, HWS & HWR, REFRIGERANT LINES, AND CONNECTING DUCTWORK. SUSPEND UNIT FROM STRUCTURE. EXTEND POWER AND CONTROLS CONNECTIONS TO NEW AHU.
②	INSTALL CIRCULATION PUMP P-01 PROVIDED BY AHU SUPPLIER C/W ASSOCIATED SERVICE VALVES, POWER AND CONTROLS WIRING. SUSPEND UNIT FROM STRUCTURE. PROVIDE 1/2" COPPER PIPING FOR NEW HOT WATER CONNECTIONS.
③	ROUTE NEW CONDENSATE DRAIN TO TERMINATE OPEN SIGHT OVER EXISTING FLOOR DRAIN. EXACT ROUTE TO BE COORDINATED ON SITE. DRAIN TO BE COMPLETE WITH MIN. 2" TRAP.
④	INDICATES ALTERNATE S.A. DUCT ROUTE AND CONNECTION TO EXISTING S.A. SYSTEM. FIELD MATCH OUTLET.
⑤	EXTEND REFRIGERANT LINES TO NEW AHU DX COIL.

**McGREGOR ALLSOP**  
CONSULTING ENGINEERS  
11 GERRARD ST. E. SUITE 606 TORONTO, ON M5C 1K6  
TEL: 416-462-9999 FAX: 416-462-1028

CLIENT  
**MTCC 113**  
**126 GRANDVIEW WAY**  
**M2N 6V5**

PROJECT NAME  
**COOLING SYSTEM RETROFIT**

DRAWING TITLE  
**TOWNHOUSE AHU DEMO AND CONSTRUCTION LAYOUT**

DRAWN BY  
**TS**

CHECKED BY  
**LP**

SCALE  
**AS NOTED**

DWG. No.  
**SK-05**

OWNER PROJECT No.  
**-**

PROJECT No.  
**2021138**

No.	ISSUE	DATE	BY
4			
3			
2	ISSUED FOR FINAL REVIEW	2021/06/18	LP
1	ISSUED FOR CLIENT REVIEW	2021/06/01	LP

**MECHANICAL SCOPE OF WORK**

1. PURGE AND DISCONNECT REFRIGERANT LINES BETWEEN EVAPORATOR AND CONDENSING UNIT.
2. REMOVE EXISTING CONDENSING UNIT.
3. FLUSH REFRIGERANT LINES OF EXISTING REFRIGERANT, OILS, DEBRIS, AND CONTAMINANTS. REFER TO REFRIGERANT PIPING SECTION FOR PROPER FLUSHING PROCEDURE.
4. DISCONNECT HYDRONIC PIPING TO AIR HANDLING UNIT.
5. REMOVE EXISTING AIR HANDLING UNIT.
6. PROVIDE NEW AIR HANDLING UNIT AND NEW CONDENSING UNIT IN LOCATIONS SHOWN.
7. PROVIDE HYDRONIC CONNECTIONS TO NEW AIR HANDLING UNIT HEATING COIL. INSTALL EXTERNALLY MOUNTED PUMP.
8. PROVIDE REFRIGERANT CONNECTIONS TO NEW COOLING COIL. PIPE CONDENSATE DRAIN TO NEAREST FLOOR DRAIN.
9. PROVIDE REFRIGERANT CONNECTIONS TO NEW CONDENSING UNIT.
10. EXTEND ELECTRICAL AND CONTROLS CONNECTIONS TO NEW AIR HANDLING UNIT AND NEW CONDENSING UNIT. PROVIDE NEW WATERPROOF DISCONNECT SWITCH ON WALL ADJACENT TO NEW CONDENSING UNIT.
11. EXTEND DUCT CONNECTIONS TO NEW AIR HANDLING UNIT. PROVIDE CUSTOM DUCT FITTINGS AS NEEDED TO MATCH EXISTING CONDITIONS.
12. PROVIDE STARTUP OF NEW EQUIPMENT.
13. ENGAGE ALL NECESSARY SUB-TRADES AND CO-ORDINATE BETWEEN SUB-TRADES.

**MECHANICAL GENERAL REQUIREMENTS**

14. GENERAL CONDITIONS
- 14.1. THE CLAUSES IN THE GENERAL CONDITIONS, LABOUR CONDITIONS, SUPPLEMENTARY CONDITIONS AND INSTRUCTIONS TO BIDDERS SHALL BE CONSIDERED AN INTEGRAL PART OF THESE SPECIFICATIONS AND SHALL GOVERN THE MECHANICAL WORK TO BE DONE. THE CONTRACTOR SHALL SUPPLY AND INSTALL ALL ITEMS, ARTICLES, MATERIALS, LABOUR, EQUIPMENT AND TOOLS NECESSARY TO COMPLETE ALL SYSTEMS AND EQUIPMENT AS SHOWN ON THE DRAWINGS AND AS DESCRIBED IN THIS SPECIFICATION, PROVIDING A COMPLETE AND FULLY OPERATIONAL INSTALLATION.
- 14.3. THE MECHANICAL DRAWINGS DO NOT SHOW ALL ARCHITECTURAL AND STRUCTURAL DETAILS. ANY INFORMATION INVOLVING ACCURATE MEASUREMENT OF THE BUILDING SHALL BE TAKEN FROM THE ARCHITECTURAL AND STRUCTURAL DRAWINGS OR SHALL BE MEASURED ON THE SITE. ANY CHANGES OR ADDITIONS TO ACCOMMODATE THE SITE CONDITIONS SHALL BE MADE WITHOUT CHARGE TO THE OWNER.
- 14.4. THIS CONTRACTOR SHALL BE RESPONSIBLE FOR THE INSTALLATION OF THE MECHANICAL WORK AND FOR THE COORDINATION OF THE MECHANICAL WORK WITH ALL OTHER TRADES BEFORE COMMENCING WORK, EXAMINE THE SITE AND THE WORK OF THE OTHER TRADES AND REPORT AT ONCE TO THE ENGINEER ANY DEFECT OR INTERFERENCE, CONFLICTING WITH THESE SPECIFICATIONS OR DRAWINGS, AFFECTING THE COMPLETION OF THE WORK, OR THE GUARANTEE OF THIS CONTRACTOR.
15. MEASUREMENTS/ DETAILS
- 15.1. THESE DRAWINGS ARE DIAGRAMMATIC ONLY. BEFORE ANY EQUIPMENT IS ROUGHED IN, DETERMINE THE EXACT LOCATION FROM THE DETAILS ON THE DRAWINGS, WHERE DETAILED INFORMATION IS NOT SHOWN ON THE DRAWINGS, VERIFY EXACT LOCATION ON SITE. CONCEAL ALL SERVICES IN WALLS, CEILING SPACE AND FLOOR SPACE UNLESS OTHERWISE SHOWN.
- 15.2. DETAILS ARE A GUIDE TO THE ORIENTATION OF EQUIPMENT AND ARE INTENDED TO BE FOR GENERAL ARRANGEMENT ONLY AND DO NOT SHOW ALL NECESSARY COMPONENTS.
16. CODES AND REGULATIONS
- 16.1. ALL WORK SHALL BE DONE IN ACCORDANCE WITH THE CURRENT EDITION OF THE ONTARIO BUILDING CODE (OBC) AND TO THE SATISFACTION OF AUTHORITIES HAVING JURISDICTION INCLUDING BUT NOT LIMITED TO THE FOLLOWING:
  - 16.1.1. PLUMBING SHALL CONFORM TO APPLICABLE LOCAL CODES.
  - 16.1.2. HVAC SHALL CONFORM TO THE ONTARIO BUILDING CODE (OBC) SECTION 6 AND A.S.H.R.A.E. STANDARDS.
  - 16.1.3. ALL EQUIPMENT ACCESSORIES AND CONTROLS SHALL CONFORM TO A.S.H.R.A.E.

- 16.1.4. WORK SHALL COMPLY WITH C.S.A., U.L.C., AND N.F.P.A. STANDARDS.

17. PERMITS/ APPROVALS
- 17.1. FILE ALL NECESSARY PLANS FOR PERMITS, ARRANGE FOR ALL INSPECTIONS, PAY ALL FEES, AND PROVIDE THE OWNER WITH A CERTIFICATE OF ALL SUCH INSPECTIONS PRIOR TO FINAL PAYMENT.
18. INTENT
- 18.1. IT IS THE INTENT OF THESE DRAWINGS AND SPECIFICATIONS THAT THE CONTRACTOR PROVIDE COMPLETE AND FULLY OPERATIONAL SYSTEMS. ALL MISCELLANEOUS ITEMS AND ANCILLARY COMPONENTS REQUIRED TO ACHIEVE THIS SHALL BE PROVIDED AND ALL COSTS SHALL BE INCLUDED IN THE TENDER PRICE.

19. DEFINITIONS
- 19.1. THE TERMS 'PROVIDE' OR 'SUPPLY AND INSTALL' SHALL BE UNDERSTOOD TO MEAN THAT THE CONTRACTOR SHALL SUPPLY AND INSTALL, INCLUSIVE OF ALL LABOUR, MATERIALS AND TESTING, FOR THE EQUIPMENT OR SYSTEM WHICH IS BEING REFERENCED.

20. SITE VISIT
- 20.1. THIS CONTRACTOR IS RESPONSIBLE TO STUDY THE MECHANICAL DRAWINGS AND THE DOCUMENTS OF ALL OTHER TRADES AND VISIT THE SITE DURING TENDER IN ORDER TO ESTABLISH THE FULL EXTENT OF THE WORK AND TO DETERMINE EXISTING JOB CONDITIONS. INCLUDE IN THE TENDER PRICE FOR THE TOTAL SCOPE OF WORK INCLUDING BUT NOT LIMITED TO REMOVING, REROUTING OF ALL EXISTING MECHANICAL EQUIPMENT TO SUCCESSFULLY EXECUTE ALL WORK DESCRIBED. INCLUDE IN BID FOR DISCREPANCIES, IF ANY, SHOWN ON THESE DRAWINGS RELATING TO EXISTING CONDITIONS.

21. OWNER'S REQUIREMENTS
- 21.1. ALL CONTRACTORS AND SUB-CONTRACTORS ARE RESPONSIBLE FOR ENSURING ALL PERSONNEL ARE FAMILIAR WITH THE OWNER'S WORK REQUIREMENTS INCLUDING BUT NOT LIMITED TO:
  - 21.1.1. CONTRACTOR MANUALS
  - 21.1.2. HOURS OF WORK
  - 21.1.3. SYSTEM SHUTDOWNS
  - 21.1.4. SITE PROCEDURES, ETC.
  - 21.1.5. PROVIDE SECURITY CLEARANCE FOR ALL SITE PERSONNEL.

22. INSURANCE
- 22.1. PROVIDE INSURANCE FOR THE DURATION OF THE PROJECT TO PROTECT THE BUILDING OWNER, TENANT AND ALL TRADES FROM ALL CLAIMS. SUBMIT AT THE TIME OF THE BID PROOF OF AN AMOUNT IN ACCORDANCE WITH THE BID FORM REQUIREMENTS OR ACCEPTABLE TO THE OWNER. OWNER TO NAME ADDITIONAL INSURED WHOSE NAMES SHOULD APPEAR ON THE INSURANCE CERTIFICATE.
  23. WORKERS COMPENSATION
  - 23.1. THIS CONTRACTOR SHALL PROVIDE THE OWNER WITH CURRENT CERTIFICATES OF CLEARANCE FROM THE WORKPLACE SAFETY AND INSURANCE BOARD (WSIB) VALID THROUGHOUT THE COURSE OF THE CONTRACT.

24. CONTRACT DOCUMENTS
- 24.1. THE DRAWINGS FOR THE WORK OF THIS DIVISION ARE DIAGRAMMATIC IN NATURE INTENDED TO CONVEY THE SCOPE OF WORK, GENERAL ARRANGEMENT AND SIZES OF EQUIPMENT AND APPROXIMATE LOCATION OF EQUIPMENT AND OTHER DEVICES.
  - 24.2. WHENEVER DIFFERENCES OCCUR BETWEEN FLOOR PLANS AND DETAILS/DIAGRAMS OR BETWEEN DRAWINGS AND SPECIFICATIONS THE MAXIMUM CONDITION SHALL GOVERN AND BE INCLUDED IN THE TENDER PRICE.

25. SITE MEASUREMENTS
- 25.1. ALL DIMENSIONS AND MEASUREMENTS SHALL BE DETERMINED ON THE SITE. DRAWINGS ARE DIAGRAMMATIC INTENDED TO SHOW GENERAL ARRANGEMENT AND SOME TECHNICAL DETAILS ONLY AND SHALL NOT BE SCALED FOR DIMENSIONS OR MEASUREMENTS.

26. DEMOLITION

- 26.1. THE COMPLETE EXTENT OF DEMOLITION IS NOT SHOWN ON THE DRAWINGS. MAKE ALLOWANCES FOR ANY NEW OR EXISTING SERVICES, DEVICES OR EQUIPMENT RELOCATIONS NECESSARY TO COMPLETE THE WORK. THIS CONTRACTOR IS RESPONSIBLE FOR ALL DEVICE AND FIXTURE COSTS AND SHALL SUPPLY SUFFICIENT QUANTITIES OF NEW DEVICES OR FIXTURES TO COMPLETE THE WORK AS SHOWN ON THE DRAWINGS. ALLOW FOR ALL COSTS IN THE TENDER PRICE.

27. DESIGNATED SUBSTANCES
- 27.1. IF AT ANY TIME DURING THE COURSE OF WORK, ANY DESIGNATED SUBSTANCE, INCLUDING BUT NOT LIMITED TO ASBESTOS CONTAINING MATERIALS, BLACK MOLD, LEAD PAINT, OR ANY OTHER SUCH DESIGNATED SUBSTANCE ARE ENCOUNTERED OR SUSPECTED IMMEDIATELY REPORT THE DISCOVERY TO THE CONSULTANT AND CEASE ALL WORK IN THE AREA IN QUESTION. RESUME WORK IN AFFECTED AREAS ONLY AFTER THE SITUATION HAS BEEN CORRECTED AND WRITTEN APPROVAL FROM THE OWNER HAS BEEN GIVEN.

28. INTERRUPTION TO BUILDING SERVICES
- 28.1. ALL WORK SHALL BE PERFORMED WITHOUT SHUTDOWN OF ANY OPERATING SYSTEMS WITHOUT THE EXPRESS WRITTEN APPROVAL OF THE OWNER. THE WORK SHALL BE SO ARRANGED TO KEEP THE REQUIRED NUMBER OF SHUTDOWNS TO A MINIMUM. ALL PROCURED POWER SHUTDOWNS SHALL BE PERFORMED ACCORDING TO THE OWNER'S PROCEDURES.
- 28.2. THIS CONTRACTOR SHALL WORK WITH THE OWNER AND ENGINEER TO ESTABLISH ALL APPROPRIATE MOP'S (METHODS OF PROCEDURE) UPON THE OWNER'S REQUEST.

29. CUTTING AND PATCHING
- 29.1. ALL CUTTING AND PATCHING FOR THE MECHANICAL WORK SHALL BE THE RESPONSIBILITY OF THE MECHANICAL CONTRACTOR. PATCH AND MAKE GOOD ALL AREAS AFFECTED BY THIS WORK. MAKE ALL CUTS AND OPENINGS IN A NEAT AND WORKMANLIKE MANNER TO MINIMIZE PATCHING AND REFINISHING REQUIRED.
- 29.2. ALL PATCHING SHALL BE PERFORMED USING THE SAME TYPE OF MATERIAL WHICH WAS CUT AWAY. ALL FINISHES SHALL MATCH EXISTING AND BE PROVIDED TO THE SATISFACTION OF THE BUILDING OWNER.
- 29.3. ALL HOLES THROUGH FIRE RATED WALLS, FLOORS, ETC. SHALL BE REPAIRED BY THE MECHANICAL CONTRACTOR WITH APPROVED FIRE RATED MATERIALS TO MAINTAIN THE FIRE RATING.
- 29.4. INCLUDE ALL COST FOR CUTTING, CORING OR ANY OPENINGS REQUIRED TO ACCOMMODATE MECHANICAL ITEMS IN THIS CONTRACT. WHERE NEW OPENINGS ARE REQUIRED IN EXISTING STRUCTURAL SLAB OR WALL, SUBMIT EXACT SIZE AND LOCATION TO THE OWNER FOR APPROVAL BEFORE ANY CUTTING IS CARRIED OUT. ALLOW FOR SCANNING/X-RAY AS REQUIRED BY OWNER POLICIES.

30. REMOVAL OF EXISTING EQUIPMENT
- 30.1. EQUIPMENT AND SERVICES WHICH ARE REQUIRED TO MAINTAIN SERVICES TO OTHER PARTS OF THE BUILDING SHALL BE TEMPORARILY SUPPORTED OR RELOCATED AS REQUIRED. UNLESS INDICATED OTHERWISE, EQUIPMENT, DEVICES AND MATERIALS THAT ARE STATED OR SHOWN AS "TO BE REMOVED" SHALL BECOME THE PROPERTY OF THE CONTRACTOR AND SHALL BE REMOVED FROM THE SITE. ANY EQUIPMENT THAT IS SHOWN TO BE RETAINED BY THE OWNER SHALL ALSO BE MOVED TO A DESIGNATED STORAGE SPACE ON SITE AT THE DISCRETION OF THE OWNER.
- 30.2. SCHEDULING AND DELIVERY
- 31.1. ALL WORK DURING CONSTRUCTION SHALL BE PROPERLY SCHEDULED AND COORDINATED WITH THE OTHER TRADES, THE OWNER AND IF APPLICABLE, THE TENANT. INCLUDE IN THE TENDER PRICE FOR ALL NECESSARY PREMIUM TIME TO SUIT THE OWNER'S OR GENERAL CONTRACTOR'S CONSTRUCTION SCHEDULE.
- 31.2. A DELIVERY SCHEDULE OF ALL MAJOR EQUIPMENT TO BE PROVIDED UNDER THIS CONTRACT SHALL BE SUBMITTED BY THIS CONTRACTOR TO THE OWNER AT THE BEGINNING OF THE PROJECT. FAILURE TO IDENTIFY DELIVERY PROBLEMS OR UNNECESSARY DELAY IN ORDERING EQUIPMENT MAY RESULT IN DELAY CLAIMS AGAINST THE CONTRACTOR.

 <p><b>McGREGOR ALLSOP</b> CONSULTING ENGINEERS 1 CONCORD AVE. SUITE 505, TORONTO, ON, M4C 3K6 TEL: 416-461-9999 FAX: 416-461-1058</p>	CLIENT <b>MTCC 113</b> <b>126 GRANDVIEW WAY</b> <b>M2N 6V5</b>	PROJECT NAME <b>COOLING SYSTEM RETROFIT</b>	DRAWING TITLE <b>SPECIFICATIONS</b> <b>1/4</b>	DRAWN BY <b>TS</b> CHECKED BY <b>LP</b>	SCALE <b>AS NOTED</b> DWG No. <b>SK-06</b>	OWNER PROJECT No. - PROJECT No. <b>2021138</b>	No. 4 3 2 1 No.	DATE 2021/06/18 LP 2021/06/01 LP ISSUE	BY
	1. CONCORD AVE. SUITE 505, TORONTO, ON, M4C 3K6 TEL: 416-461-9999 FAX: 416-461-1058								

32. QUALITY OF WORK  
 32.1. ALL WORK SHALL BE NEATLY DONE IN A WORKMANLIKE MANNER TO THE SATISFACTION OF THE ENGINEER AND THE OWNER. ALL SERVICES IN THE AREA OF WORK ARE TO REMAIN EXISTING UNLESS STATED OTHERWISE.  
 32.2. EQUIPMENT SHALL BE NEW, FREE FROM DEFECTS, INSTALLED ACCORDING TO INDUSTRY BEST PRACTICES, AND IN TRUE VERTICAL AND HORIZONTAL ALIGNMENT.  
 32.3. ENSURE THAT SUFFICIENT SPACE IS MAINTAINED FOR SERVICING NEW AND EXISTING EQUIPMENT.

33. CLEANING OF SITE  
 33.1. THIS CONTRACTOR SHALL BE RESPONSIBLE FOR CLEANING THE SITE AND REMOVING WASTE MATERIALS CAUSED BY THE PERFORMANCE OF THE WORK FOR THIS CONTRACT. CLEAN UP DAILY ALL DEBRIS RESULTING FROM WORK OF THE MECHANICAL DIVISION.

34. MANUALS  
 34.1. ONE (1) OPERATING AND MAINTENANCE MANUALS SHALL BE PROVIDED IN THREE RING BINDERS TO THE OWNER. THE MANUALS SHALL CONTAIN THE FOLLOWING:  
 34.1.1. SEQUENCE OF OPERATION AND OPERATING PRINCIPLES  
 34.1.2. COMPLETE PARTS LISTS AND NUMBERS  
 34.1.3. RECOMMENDED MAINTENANCE AND PRECAUTIONS  
 34.1.4. COMPLETE WIRING AND CONNECTION DIAGRAMS  
 34.1.5. COMPLETE CONTACT LIST  
 34.1.6. STATEMENT OF WARRANTY OF ONE YEAR FOR ALL MATERIALS AND LABOUR FROM DATE OF SUBSTANTIAL PERFORMANCE.  
 34.1.7. COMMISSIONING REPORTS  
 34.1.8. CD CONTAINING ALL ELECTRONIC FILES

35. WARRANTY  
 35.1. THE CONTRACTOR SHALL PROVIDE A ONE-YEAR "PARTS AND LABOUR" WARRANTY ON ALL FACILITIES, EQUIPMENT AND DEVICES, EFFECTIVE ON THE DATE OF SUBSTANTIAL PERFORMANCE OF THE WORK, EVEN IF THE DEVICES ARE INSTALLED AND CONNECTED BEFORE THIS DATE. THE WARRANTY SHALL COVER THE COMPLETE INSTALLATION.  
 35.2. THE CONTRACTOR SHALL REPAIR AND/OR REPLACE AT NO EXTRA COST ANY DEFECTS IN MATERIALS OR WORKMANSHIP THAT OCCUR DURING THE WARRANTY PERIOD. WORK TO BE DONE AT A TIME THAT IS SUITABLE TO THE LANDLORD OR TENANT.

36. FINAL INSPECTION  
 36.1. AT THE COMPLETION OF THE WORK THE CONTRACTOR SHALL CONTACT THE OWNER'S REPRESENTATIVE TO PERFORM A FINAL INSPECTION.  
 36.2. ALL EQUIPMENT MUST BE CLEANED, TESTED, AND LABELLED AND ALL FINAL REPORTS & CERTIFICATES SUBMITTED PRIOR TO FINAL ACCEPTANCE/INSPECTION.

37. CHANGES TO THE CONTRACT  
 37.1. WHERE EXTRA WORK OF ANY KIND IS REQUIRED OBTAIN WRITTEN INSTRUCTIONS FROM THE OWNER OR ARCHITECT/ENGINEER BEFORE PROCEEDING. THE CONTRACTOR WILL RECEIVE PAYMENT FOR AUTHORIZED CHANGES ONLY.  
 37.2. FOR EACH CHANGE SUBMIT A QUOTATION C/W BREAKDOWN OF MATERIAL, LABOUR, OVERHEAD AND PROFIT. MATERIAL PRICING SHALL BE BASED ON THE LATEST NATIONAL PRICE GUIDE SYSTEM WITH APPROPRIATE TRADE DISCOUNTS.  
 37.3. HOURLY LABOUR RATES SHALL BE INCLUSIVE OF ALL ANCILLARY CHARGES FOR SUPERVISION, INSPECTION, HAND TOOLS, AS-BUILTS, PARKING, CLEAN-UP, ELEVATOR DOWNTIME AND ADDITIONAL BONDING. NO OTHER ANCILLARY CHARGES WILL BE PERMITTED.

38. NOISE AND VIBRATION  
 38.1. ALL MECHANICAL EQUIPMENT SHALL OPERATE WITHOUT OBJECTIONABLE NOISE OR VIBRATION AND TO THE OWNER'S SATISFACTION.

39. LOCATION  
 39.1. OBTAIN ENGINEER'S APPROVAL OF LOCATION OF ALL EQUIPMENT AND THERMOSTATS, ETC. PRIOR TO INSTALLATION.

40. CO-ORDINATION  
 40.1. CO-ORDINATE ALL POWER, WIRING, STARTERS, DISCONNECTS, ETC. WITH ELECTRICAL

TRADES AS REQUIRED FOR A COMPLETE AND OPERATIONAL SYSTEM.

41. TESTING/ COMMISSIONING  
 41.1. THIS CONTRACTOR SHALL BE RESPONSIBLE FOR THE COMPLETE TESTING AND BALANCING OF ALL EQUIPMENT SYSTEMS AND CONTROLS UNDER THIS SCOPE OF WORK AS OUTLINED IN THIS SPECIFICATION. ALL DEFECTS DISCOVERED DURING TESTING SHALL BE CORRECTED IMMEDIATELY. RE-TESTING SHALL CONTINUE TO THE SATISFACTION OF THE CONSULTANT AND AT NO COST TO THE OWNER UNTIL NO FURTHER DEFECTS OCCUR.  
 41.2. AFTER ALL EQUIPMENT HAS BEEN INSTALLED, ADJUSTED, BALANCED, AND COMMISSIONED, SUBJECT THE EQUIPMENT TO A SERIES OF PERFORMANCE TESTS AS SOON AS CONDITIONS PERMIT. OPERATE THE EQUIPMENT UNDER VARYING LOAD CONDITIONS, DEMONSTRATE START-UP SEQUENCE, NORMAL SHUTDOWN, EMERGENCY SHUTDOWN, AND SAFETY CONTROLS. ADJUST THE COMPONENTS TO ACHIEVE A PROPER FUNCTIONAL RELATIONSHIP AMONG ALL COMPONENTS OF ALL SYSTEMS. EQUIPMENT AND COMPONENTS SHALL BE FREE OF NOISE AND EXCESSIVE VIBRATION. ACCEPTANCE TESTS SHALL BE DONE IN THE PRESENCE OF THE CONSULTANT AND ONLY AFTER THE SYSTEMS HAVE PERFORMED SATISFACTORILY DURING PERFORMANCE TESTS.

**BASIC MATERIALS AND METHODS (HVAC)**  
 42. WORKMANSHIP  
 42.1. ONLY FIRST CLASS WORKMANSHIP WILL BE ACCEPTED. NOT ONLY WITH REGARD TO SAFETY, EFFICIENCY, DURABILITY, ETC., BUT ALSO WITH REGARD TO NEATNESS AND CLEANLINESS OF APPEARANCE FOR PIPING, DUCTWORK, AND EQUIPMENT. OBTAIN THE GENERAL ARRANGEMENTS FROM THE DRAWINGS AND THE DIMENSIONS OF THE FINISHED WORK ON THE PREMISES, OR FROM DIMENSIONED DRAWINGS SHOWING THE ACTUAL LOCATION OF PIPES, DUCTWORK, ETC. DRAWINGS SHALL NOT BE SCALED FOR LOCATIONS OF PIPES, DUCTS OR EQUIPMENT IN AREAS WHERE ALLOCATION OF SPACE IS CRITICAL.  
 43. METHODS  
 43.1. PROVIDE ALL NEW MATERIAL AND EQUIPMENT  
 43.2. EQUIPMENT SHALL BE ACCURATELY SET, PLUMBED AND LEVELLED AND HANGER RODS SHALL BE SIMILARLY SET IN TRUE VERTICAL ALIGNMENT.  
 43.3. MANUFACTURER'S MINIMUM REQUIREMENTS FOR CLEARANCES SHALL BE MAINTAINED FOR ALL EQUIPMENT AND ACCESSORIES WHICH WILL REQUIRE SERVICE.  
 43.4. PROVIDE 100mm(4") CONCRETE HOUSEKEEPING PAD FOR ALL NEW FLOOR MOUNTED EQUIPMENT.

44. WHERE DUCTS COME IN CONTACT WITH PIPES, METAL WALL STUDS, ETC., THIS CONTRACTOR SHALL PROVIDE ISOLATOR PADS OF 25mm (1") THICK FIBREGLASS DUCT LINER DOUBLED TO FORM A 50mm (2") THICK ISOLATION PAD. THE PAD SHALL BE BANDED INTO PLACE.

45. STANDARDS/ DUCT CONSTRUCTION  
 45.1. NEW DUCTWORK IS TO BE FABRICATED TO ASHRAE OR SMACNA STANDARDS. ALL DUCT TRANSITIONS ARE TO BE PROPERLY CONSTRUCTED WITH A MAXIMUM 30 DEGREE ANGLE TO THE DUCT AXIS. ABRUPT EXPANSIONS OR CONTRACTIONS ARE NOT ACCEPTABLE  
 45.2. CONSTRUCT LOW PRESSURE (1" w.c. [0.25 kPa]) AND LESS AND UNDER 2000 FPM [10.2 M/s] VELOCITY) AND HIGH PRESSURE (UP TO 3" w.c. [0.75 kPa]) RECTANGULAR DUCTS PER SMACNA HVAC DUCT CONSTRUCTION STANDARDS - METAL AND FLEXIBLE.  
 45.3. WHERE POSSIBLE DUCT ELBOWS SHALL BE ROUND THROAT WITH A ONE DUCT RADIUS, WHERE NOT POSSIBLE DUE TO SPACE LIMITATIONS, SQUARE ELBOWS MAY BE USED WITH DURO-DYNE AIR FOIL TYPE TURNING VANES.  
 45.4. WHERE FLEXIBLE METAL DUCT SECTIONS ARE USED, THEY SHALL NOT EXCEED 5'-0" (1520mm) IN LENGTH. FLEXIBLE METAL DUCT SHALL NOT BE USED IN AREAS WITH INACCESSIBLE CEILINGS OR BULKHEADS. PLASTIC FLEXIBLE DUCT IS NOT ACCEPTABLE.  
 45.5. SEAL DUCTWORK USING DUCT SEALANT REINFORCED WITH EMBEDDED TAPE WHERE REQUIRED, IN ACCORDANCE WITH SEALANT MANUFACTURER'S INSTRUCTIONS AND REQUIREMENTS OF SMACNA "HVAC AIR DUCT LEAKAGE TEST MANUAL." SEAL ALL DUCTWORK SEAMS WITH APPROVED FLEXIBLE SEALANT, LISTED AND LABELLED IN ACCORDANCE WITH UL 181A OR UL 181B.  
 45.5.1. SEAL CLASS FOR DUCTWORK SHALL BE SMACNA CLASS 'C' UNLESS SPECIFIED

OTHERWISE.

45.6. CONTRACTOR TO REPORT ALL DUCT LEAKS IN EXISTING DUCTWORK IN WORK AREA TO THE CONSULTANT. ALL UNREPORTED LEAKS WILL BE CONSIDERED NEW AND WILL BE THIS CONTRACTOR'S RESPONSIBILITY TO REPAIR, AT NO ADDITIONAL COST TO THE OWNER.

46. DUCT INSULATION  
 46.1. ALL CONCEALED SUPPLY DUCTWORK INCLUDING FLEXIBLE DUCTWORK SHALL BE INSULATED WITH 25mm (1") FOIL FACED INSULATION FOR THE ENTIRE DUCT LENGTH TO COMPLY TO A.S.H.R.A.E. 90.1, TABLE 6.8.2 UNLESS ACOUSTIC DUCT LINER HAS BEEN APPLIED. FLEXIBLE FIBROUS GLASS INSULATION, "K" VALUE AT 24°C (75°F) 0.037 W/(m·C), WITH FACTORY APPLIED REINFORCED ALUMINUM FOIL VAPOUR BARRIER, EXPOSED DUCTWORK AND RETURN AIR DUCTWORK NEED NOT BE INSULATED.

46.2. ALL DUCTWORK CONNECTING TO THE OUTDOORS SHALL BE INSULATED WITH 25mm (1") THICK DUCT INSULATION WITH VAPOUR BARRIER FOR A MINIMUM OF 1800mm (6'-0") FROM THE EXTERIOR WALL OR THE ROOF. ENSURE THAT THE VAPOUR BARRIER JACKET IS TAPED TO THE DUCTWORK TO PROVIDE A VAPOUR TIGHT SEAL WHERE THE INSULATION TERMINATES.

46.3. ACOUSTIC DUCT LINER 1" (25mm) THICK SHALL BE APPLIED TO ALL SUPPLY AND RETURN DUCTS AT LOCATIONS SHOWN. PROVIDE METAL RETAINER STRIPS TO ALL LEADING EDGES. INCREASE THE DUCT SIZES WHERE ACOUSTICALLY INSULATED. DUCT SIZES SHOWN INDICATE CLEAR INSIDE DIMENSIONS.

47. ISOLATION  
 47.1. ALL LOW PRESSURE DUCTWORK SHALL BE ISOLATED FROM FANS OR WHERE SHOWN OR SPECIFIED WITH FLEXIBLE CONNECTIONS. CONNECTIONS SHALL BE FIREPROOF AND FABRICATED FROM DURO DYNE NEOPRENE COATED GLASS FABRIC, MINIMUM WEIGHT 0.8 KG/M.

47.2. PROVIDE VIBRATION ISOLATION FOR ALL MOTOR DRIVEN MECHANICAL EQUIPMENT UNLESS SPECIFICALLY NOTED OTHERWISE. VIBRATION ISOLATORS SHALL BE OF ONE MANUFACTURE DESIGNED FOR SIDE LOADING AND DEFLECTION OF THE EQUIPMENT THEY SERVE. ALL PIPING AND DUCTWORK SHALL BE ISOLATED FROM MOTOR DRIVE EQUIPMENT WITH FLEXIBLE CONNECTIONS.

**BASIC MATERIALS + METHODS (PLUMBING + HVAC PIPING)**

48. MATERIALS/ WORKMANSHIP  
 48.1. ONLY FIRST CLASS WORKMANSHIP WILL BE ACCEPTED, NOT ONLY WITH REGARD TO SAFETY, EFFICIENCY, DURABILITY, ETC., BUT ALSO WITH REGARD TO NEATNESS AND CLEANLINESS OF APPEARANCE, FOR PIPING, DUCTWORK AND EQUIPMENT. OBTAIN THE GENERAL ARRANGEMENTS FROM THE DRAWINGS AND THE DIMENSIONS OF THE FINISHED WORK ON THE PREMISES, OR FROM DIMENSIONED DRAWINGS SHOWING THE ACTUAL LOCATION OF PIPES, DUCTWORK, ETC. DRAWINGS SHALL NOT BE SCALED FOR LOCATION OF PIPES, DUCTS, OR EQUIPMENT IN AREAS WHERE ALLOCATION OF SPACING IS CRITICAL.  
 48.2. PROVIDE ALL NEW MATERIAL AND EQUIPMENT.  
 48.3. HEATING/COOLING WATER PIPING TO BE SCHEDULE 40 BLACK STEEL TO ASTM A53 WITH SCREWED OR WELDED JOINTS AND FITTINGS.  
 48.4. GYCOOL WATER PIPING TO BE SCHEDULE 40 BLACK STEEL TO ASTM A53 WITH SCREWED OR WELDED JOINTS AND FITTINGS.  
 48.5. STEAM PIPING TO BE SCHEDULE 40 BLACK STEEL TO ASTM A53 WITH SCREWED OR WELDED JOINTS AND FITTINGS.  
 48.6. WITH SCREWED RETURN PIPING TO BE SCHEDULE 80 BLACK STEEL TO ASTM A53 WITH SCREWED OR WELDED JOINTS AND FITTINGS.  
 48.7. ALL DOMESTIC WATER PIPING SHALL BE TYPE 'L' COPPER. ALL PIPING ROUGH-IN SHALL BE TERMINATED WITH SHUT-OFF VALVES BEFORE CONNECTING TO FIXTURES.  
 48.8. DRAIN AND VENT PIPES ABOVE GRADE SHALL BE CAST IRON WITH MECHANICAL JOINTS OR DRAIN WASTE VENT (DWV) COPPER. BELOW GRADE: PVC-DWV OR ABS IF PERMITTED BY LOCAL AUTHORITY.

 <b>McGREGOR ALLSOP</b> CONSULTING ENGINEERS <small>1 GONDWALD AVE. SUITE 508, TORONTO, ON, M5C 1S6          TEL: 416-593-9999 FAX: 416-593-1058</small>	CLIENT <b>MTCC 113</b> <b>126 GRANDVIEW WAY</b> <b>M2N 6V5</b>	PROJECT NAME <b>COOLING SYSTEM RETROFIT</b>	DRAWING TITLE <b>SPECIFICATIONS</b> <b>2/4</b>	DRAWN BY <b>TS</b> CHECKED BY <b>LP</b>	SCALE <b>AS NOTED</b> DWG No. <b>SK-07</b>	OWNER PROJECT No. - PROJECT No. <b>202138</b>	No. 4 3 2 1 No.	DATE 2021/06/18 LP 2021/06/01 LP	BY

**49. INSTALLATION**  
 EQUIPMENT SHALL BE ACCURATELY SET, PLUMBED AND LEVELLED AND HANGER RODS SHALL BE SIMILARLY SET IN TRUE VERTICAL ALIGNMENT.  
 49.1. INSTALL PIPING TO OBTAIN MAXIMUM HEADROOM, WHERE PIPING IS TO BE FURRED IN OR CONCEALED, CO-ORDINATE WORK TO MAINTAIN LINES AND LEVELS.  
 49.2. SURFACE MOUNTED PIPING IN FINISHED AREAS IS NOT ACCEPTABLE, WHERE EXISTING BUILDING CONSTRUCTION DOES NOT PERMIT CONCEALMENT OF PIPING, OBTAIN WRITTEN PERMISSION FROM THE ENGINEER PRIOR TO INSTALLATION.  
 49.3. MANUFACTURER'S MINIMUM REQUIREMENTS FOR CLEARANCES SHALL BE MAINTAINED FOR ALL EQUIPMENT AND ACCESSORIES WHICH WILL REQUIRE SERVICE.  
 49.4. MAKE ALL DRAIN CONNECTIONS REQUIRED.  
 49.5. SANITARY VENTS ARE TO BE INSTALLED NO CLOSER THAN 3000mm (10'-0") FROM AN AIR INTAKE FOR HEATING, VENTILATING AND AIR CONDITIONING EQUIPMENT.  
 49.6. PROVIDE 1/2" (12mm) DRAIN CONNECTION BETWEEN ISOLATION VALVES AND COILS.  
 49.7. NATURAL GAS PIPING  
 49.8. IDENTIFY ALL NATURAL GAS PIPING ACCORDING TO CSA B149.01-2010 'NATURAL GAS AND PROPANE INSTALLATION CODE'.  
 49.8.1. AND PRESSURE TEST ALL GAS PIPING PER CSA B149.1-2010 AND REPORT ANY DEFICIENCIES TO THE ENGINEER.  
 49.8.2. TESTING/BALANCING  
 50. HYDROSTATICALLY TEST MECHANICAL PIPING AT NOT LESS THAN 1.5 TIMES THE FINAL SYSTEM OPERATING PRESSURE BUT NOT LESS THAN 75 psi FOR A PERIOD OF NO LESS THAN 12 HRS. FLUSH PIPING AND SUBMIT TESTING REPORT TO THE ENGINEER FOR REVIEW. COMPLETE FLUSHING AND TESTING PRIOR TO INTERCONNECTION OF BASE BUILDING SYSTEMS. REMOVE OR RESTRAIN ALL ITEMS NOT CAPABLE OF WITHSTANDING TEST PRESSURES. TEST DRAINAGE PIPING FOR TIGHTNESS AND GRADE, PER THE ONTARIO PLUMBING REGULATION AND LOCAL AUTHORITIES HAVING JURISDICTION.  
 50.1. BALANCE HYDRONIC PIPING TO QUANTITIES SHOWN AND SUBMIT BALANCING REPORT TO THE ENGINEER  
 50.2. AFTER COMPLETION OF ALL TESTS, REPLACEMENTS AND REPAIRS, FLUSH ALL NEW DOMESTIC WATER AND FIRE WATER LINES WITH WATER, TO REMOVE SEDIMENT. DISINFECT ALL HOT AND COLD POTABLE WATER PIPING AND EQUIPMENT CONNECTED DOWNSTREAM OF THE MAIN SHUT-OFF VALVE. CARRY-OUT ALL DISINFECTION AND TESTING TO SATISFY THE DEPARTMENT OF HEALTH AND OTHER AUTHORITIES HAVING JURISDICTION.  
 50.3. PIPING INSULATION  
 51. PROVIDE INSULATION FOR ALL NEW AND MODIFIED EXISTING PIPING IN ACCORDANCE WITH THE FOLLOWING:  
 51.1. INSULATE ALL HOT WATER, CHILLED WATER, STEAM, DHW, DHW AND STORM CONDENSATE PIPING WITH FIBREGLASS INSULATION COMPLETE WITH FACTORY APPLIED GENERAL PURPOSE JACKET, MOUNTED TO CONFORM TO PIPING; K=0.005 W/m20/m at 24°C.  
 51.2. PROVIDE ALL INSULATION FINISHES, ADHESIVES AND WRAPPING WITH REGARD TO FLAME SPREAD AND SMOKE GENERATION CONFORMING TO LOCAL FIRE SAFETY REQUIREMENTS, 25 FOR FLAME SPREAD AND 50 FOR SMOKE DEVELOPED.  
 51.3. RECOVERY JACKETS: ULC LABELLED THERMO-CANVAS FLAMESPREAD LESS THAN 25. SMOKE DEVELOPED LESS THAN 50.  
 51.4. INSULATE PIPING, VALVES, AND FITTINGS WITH EQUIVALENT THICKNESS OF INSULATION MATERIAL COVER WITH OPEN MESH GLASS CLOTH SEALED WITH VAPOUR BARRIER SEALANT AND ADHESIVE. SEAL LAP JOINTS WITH 100% COVERAGE OF VAPOUR BARRIER SEALANT AND ADHESIVE. SEAL BUTT JOINTS WITH 4" (100mm) WIDE STRIPS OF VAPOUR BARRIER SEALED WITH VAPOUR BARRIER ADHESIVE. FOR EXPOSED FITTINGS AND VALVES, APPLY HYDRAULIC SETTING CEMENT PASTE OVER INSULATION MATERIAL BEFORE APPLYING RECOVERING. FINISH ALL INDOOR PIPING AND FITTINGS WITH WHITE PVC JACKETING, AN OUTDOOR PIPING WITH ALUMINUM JACKET.  
 51.5. FITTINGS ARE TO BE INSULATED WITH PRE-FORMED FIBREGLASS FITTING INSULATION. TAPED MITRED JOINTS FOR ELBOWS AND OTHER FITTINGS ARE NOT ACCEPTABLE. ALL JOINTS TO BE CUT AND TAPED TO THE MANUFACTURER'S REQUIREMENTS. LONGITUDINAL SEAMS OF JACKET TO BE SEALED WITH VAPOUR BARRIER ADHESIVE.  
 51.6. WHERE EXISTING INSULATION HAS BEEN REMOVED TO ACCOMMODATE THE EXTENSION/ CONNECTION OF NEW PIPING, PROVIDE INSULATION FOR EXISTING PIPING IN ACCORDANCE WITH THE SPECIFICATIONS.  
 51.7. ALL INSULATION THICKNESS SHALL CONFORM TO ASHRAE 90.1-2010 STANDARD TABLES 6.6.3A & 6.6.3B

**REFRIGERANT PIPING/ SYSTEM**  
 52. GENERAL  
 52.1. INSTALL ALL PIPING, EQUIPMENT AND COMPONENTS REQUIRED AND RECOMMENDED BY THE MANUFACTURER TO ENSURE PROPER OPERATION AND COMPLIANCE WITH WARRANTIES OF CONNECTED EQUIPMENT.  
 53. CODES  
 53.1. REFRIGERANT PIPING MUST CONFORM TO CSA B52-2005 "MECHANICAL REFRIGERATION CODE".  
 53.2. PROVIDE OVERPRESSURE RELIEF DEVICES AS REQUIRED BY CSA B52-2005.  
 54. INSTALLATION  
 54.1. REFRIGERANT PIPING SHOWN IS SCHEMATIC ONLY. REFRIGERANT PIPING SHALL BE SIZED, SUPPORTED, SLOPED, AND INSTALLED IN ACCORDANCE WITH MANUFACTURER'S INSTRUCTIONS.  
 54.2. REFRIGERANT PIPING SHALL BE INSULATED IN ACCORDANCE WITH MANUFACTURER'S INSTRUCTIONS.  
 54.3. PROVIDE ALL NECESSARY TRAPS IN VERTICAL LINES AS RECOMMENDED BY MANUFACTURER.  
 54.4. PROVIDE ALL HANGERS AND SUPPORTS REQUIRED TO SUFFICIENTLY ANCHOR PIPING TO THE BUILDING STRUCTURE.  
 54.5. COORDINATE PIPE SLEEVE INSTALLATION FOR PENETRATIONS IN WALLS.  
 54.6. INSTALL PIPING AS SHORT AS POSSIBLE WITH MINIMUM NUMBER OF JOINTS AND FITTINGS.  
 54.7. INSTALL PIPING PARALLEL WITH BUILDING LINES WITH APPROPRIATE PITCH.  
 54.8. INSTALL PIPING SO AS NOT TO INTERFERE WITH THE OPERATION OF ACCESS DOORS NOR TO ENDOURCH ON ASLES, PASSAGeways AND EQUIPMENT.  
 54.9. REFRIGERANT PIPING SHALL BE SLOPED TO THE COMPRESSOR WHEREVER POSSIBLE.  
 55. REFRIGERANT PIPING AND FITTINGS:  
 55.1. ALL REFRIGERANT PIPING SHALL BE SEAMLESS HARD DRAWN REFRIGERANT GRADE COPPER, TYPE ACR WITH SILVER SOLDERED JOINTS.  
 55.2. CONNECT PIPING WITH BRAZED JOINTS BY APPLYING INERT GAS DURING PROCESS.  
 55.3. COPPER TO COPPER JOINTS SHALL BE BRAZED WITH ALLOY WITH MIN. 15% SILVER.  
 55.4. COPPER TO BRASS AND COPPER TO SS JOINTS SHALL BE BRAZED WITH BRAZING ALLOY CONTAINING A MINIMUM OF 50% SILVER.  
 55.5. REMOVE ALL RESIDUAL FLUX.  
 56. TESTING  
 56.1. PRESSURE TEST LOW SIDE PIPING AT 185 PSIG AND HIGH SIDE AT 325 PSIG OR AT PRESSURES RECOMMENDED BY THE MANUFACTURER BY USING DRY NITROGEN. PRESSURE TEST MUST BE WITNESSED BY THE ENGINEER.  
 56.2. AFTER COMPLETION OF PRESSURE TEST EVACUATE AND DEHYDRATE THE SYSTEM WITH A VACUUM PUMP BY REACHING 500 MICRONS HG. ALLOW THE SYSTEM TO STAND IN VACUUM FOR 12 HOURS W/O PRESSURE RISE BEFORE CHARGING.  
 57. REFRIGERANT PIPING INSULATION:  
 57.1. INSULATE ALL LIQUID AND SUCTION LINES INCLUDING THE THERMAL BULB AND THERMAL EXPANSION VALVE.  
 57.2. REFRIGERANT PIPE INSULATION SHALL BE ARMAFLEX OR EQUAL, 13mm (1/2") THICK FOR HOT GAS LINES, 6mm (1/4") THICK FOR LIQUID LINES.  
 57.3. PROVIDE ALL HANGERS AND SUPPORTS REQUIRED.  
 57.4. INSULATION WHICH IS EXPOSED TO THE ATMOSPHERE SHALL BE COVERED WITH 0.78mm (22 GAUGE) ALUMINUM JACKET APPLIED WITH STAINLESS STEEL BANDS. THE METAL JACKET SHALL HAVE ALL JOINTS LAPPED AND SEALED WITH WEATHERPROOF SEALERS TO FORM A COMPLETE WEATHERPROOF SURFACE AROUND INSULATION.  
 58. CONDENSATE DRAINS  
 58.1. SLOPE CONDENSATE DRAIN PIPING TO NEAREST DRAIN AND TERMINATE WITH MIN. 1" AIR GAP.  
 58.2. PROVIDE ALLOWANCE FOR CONDENSATE PUMP IF DRAINING BY GRAVITY IS NOT POSSIBLE.

**EXISTING TUBING**  
 59. EXISTING TUBING BETWEEN DX COIL AND CONDENSING UNIT TO BE REUSED FOR NEW SYSTEM.  
 59.1. EXISTING TUBING AND EQUIPMENT TO BE PURGED OF REFRIGERANT (R22) PRIOR TO DISCONNECTION AND REMOVAL OF EQUIPMENT.  
 59.2. DISCONNECT SUCTION AND LIQUID LINES FROM THE EVAPORATOR.  
 60.1. DISCONNECT SUCTION AND LIQUID LINES FROM THE CONDENSING UNIT.  
 60.2. FLUSHING SHALL BE CONDUCTED FROM INDOORS TO THE OUTDOOR CONNECTION ON EACH LINE.  
 60.3. CRIMP LINES AT CONDENSER END TO INTRODUCE ADEQUATE RESISTANCE.  
 60.4. FLUSH EACH LINE USING R11 FLUSH SOLVENT SYSTEM, ADEQUATELY FLUSH SYSTEM TO ENSURE ALL RESIDUAL OIL, MOISTURE, ACIDS, AND PARTICULATES FROM THE LINES. FLUSH SYSTEM UNTIL THE EXITING SOLVENT IS CLEAR OF ANY CONTAMINANTS.  
 60.5. UPON COMPLETION OF R11 FLUSH, PURGE SYSTEM WITH NITROGEN TO EVACUATE R11 SOLVENT.  
 60.6. PLUG ENDS TO ENSURE CONTAMINANTS DO NOT ENTER THE PURGED LINES.  
 60.7. EXTENSION:  
 61.1. ONCE NEW COMPONENTS ARE INSTALLED IN THEIR FINAL LOCATION, PROVIDE ADDITIONAL TUBING TO CONNECT TO EXISTING SUCTION AND LIQUID LINES.  
 61.2. CHARGE SYSTEM WITH DRY NITROGEN TO SYSTEM DESIGN PRESSURE. MAINTAIN PRESSURE FOR MINIMUM 2 HOURS. WHERE LEAKS ARE FOUND, REPAIR JOINTS AND REPEAT LEAK TESTING.  
 61.3. UPON COMPLETION OF LEAK TEST, EVACUATE SYSTEM TO 350 MICRONS AND HOLD VACUUM FOR 10 MINUTES.  
 61.4. REPAIR LEAKS AS NEEDED AND REPEAT PRESSURE TEST AND EVACUATION OF REFRIGERANT LINES WHERE REQUIRED.  
 61.5. REFER TO CONDENSING UNIT AND EVAPORATOR SPECIFICATIONS AND MANUFACTURER'S INSTRUCTIONS FOR ADDITIONAL START-UP DETAILS.  
 62. EXECUTION  
 62.1. CONSIDER THE PIPING SHOWN ON THE DRAWINGS AS DIAGRAMMATIC. FOR CLEARNESS IN INDICATING THE GENERAL RUNS AND CONNECTIONS AND THAT THE PIPING MAY OR MAY NOT, IN ALL PARTS BE SHOWN IN THE TRUE POSITION. THIS DOES NOT RELIEVE YOU OF THE RESPONSIBILITY FOR THE PROPER REJECTION OF THE SYSTEMS OF PIPING IN EVERY RESPECT SUITABLE FOR THE WORK INTENDED.  
 62.2. INSTALL ALL PIPING IN THE BEST WORKMANLIKE MANNER AND IN ACCORDANCE WITH THE BEST PRACTICES OF THE TRADE. PIPING SHALL BE PITCHED 13MM (1/2 INCH) FOR EVERY 3000MM (10 FEET) OF LENGTH IN THE DIRECTION OF FLOW TO ENSURE ADEQUATE OIL DRAINAGE. OPEN ENDS OF REFRIGERANT LINES OR EQUIPMENT SHALL BE PROPERLY CAPPED OR PLUGGED DURING INSTALLATION TO KEEP MOISTURE, DIRT, OR OTHER FOREIGN MATERIAL OUT OF THE SYSTEM. PIPING SHALL REMAIN CAPPED UNTIL INSTALLATION.  
 62.3. EQUIPMENT PIPING SHALL BE IN ACCORDANCE WITH THE EQUIPMENT MANUFACTURER'S RECOMMENDATIONS AND THE CONTRACT DRAWINGS.  
 62.4. PIPE SUPPORTS SHALL BE A MAXIMUM OF SIX FEET APART. PIPE CLAMPS SHALL FASTEN AROUND THE PIPING.  
 62.5. INSTALLATION SHALL BE IN ACCORDANCE WITH CSA B52 AND ASME B31.5 MECHANICAL REFRIGERATION CODE GUIDELINES.  
 62.6. PIPING AS PER TSSA MANDATE AND SECTION 7 OF CSA B52 CODE. ALL PRESSURE RELIEF VALVES AND BRAZED JOINTS SHALL BE SUITABLY SIZED.  
 62.7. NITROGEN PURGING/SWEEPING SHALL BE USED WHEN BRAZING AND WELDING TO MINIMIZE OXIDIZATION.  
 62.8. PROVIDE ISOLATION VALVES ON EACH PIECE OF EQUIPMENT WHERE ISOLATION VALVES ARE NOT INTEGRAL TO THE EQUIPMENT.  
 62.9. PROVIDE REFRIGERANT CHARGING VALVES ON EACH SYSTEM WHERE SUCH A VALVE IS NOT INTEGRAL TO THE EQUIPMENT.  
 63. PROVIDE ADEQUATE REFRIGERANT CHARGE FOR EQUIPMENT AND LINE LENGTHS.

NO.	DESCRIPTION	SCALE	DRAWN BY	CHECKED BY	OWNER PROJECT No.	PROJECT No.	ISSUE	DATE	BY
59.	EXISTING TUBING	AS NOTED	TS	LP	202138				
59.1.	EXISTING TUBING BETWEEN DX COIL AND CONDENSING UNIT TO BE REUSED FOR NEW SYSTEM.								
59.2.	DISCONNECT SUCTION AND LIQUID LINES FROM THE EVAPORATOR.								
60.	DISCONNECT SUCTION AND LIQUID LINES FROM THE CONDENSING UNIT.								
60.1.	DISCONNECT SUCTION AND LIQUID LINES FROM THE CONDENSING UNIT.								
60.2.	FLUSHING SHALL BE CONDUCTED FROM INDOORS TO THE OUTDOOR CONNECTION ON EACH LINE.								
60.3.	CRIMP LINES AT CONDENSER END TO INTRODUCE ADEQUATE RESISTANCE.								
60.4.	FLUSH EACH LINE USING R11 FLUSH SOLVENT SYSTEM, ADEQUATELY FLUSH SYSTEM TO ENSURE ALL RESIDUAL OIL, MOISTURE, ACIDS, AND PARTICULATES FROM THE LINES. FLUSH SYSTEM UNTIL THE EXITING SOLVENT IS CLEAR OF ANY CONTAMINANTS.								
60.5.	UPON COMPLETION OF R11 FLUSH, PURGE SYSTEM WITH NITROGEN TO EVACUATE R11 SOLVENT.								
60.6.	PLUG ENDS TO ENSURE CONTAMINANTS DO NOT ENTER THE PURGED LINES.								
60.7.	EXTENSION:								
61.	ONCE NEW COMPONENTS ARE INSTALLED IN THEIR FINAL LOCATION, PROVIDE ADDITIONAL TUBING TO CONNECT TO EXISTING SUCTION AND LIQUID LINES.								
61.1.	CHARGE SYSTEM WITH DRY NITROGEN TO SYSTEM DESIGN PRESSURE. MAINTAIN PRESSURE FOR MINIMUM 2 HOURS. WHERE LEAKS ARE FOUND, REPAIR JOINTS AND REPEAT LEAK TESTING.								
61.2.	UPON COMPLETION OF LEAK TEST, EVACUATE SYSTEM TO 350 MICRONS AND HOLD VACUUM FOR 10 MINUTES.								
61.3.	REPAIR LEAKS AS NEEDED AND REPEAT PRESSURE TEST AND EVACUATION OF REFRIGERANT LINES WHERE REQUIRED.								
61.4.	REFER TO CONDENSING UNIT AND EVAPORATOR SPECIFICATIONS AND MANUFACTURER'S INSTRUCTIONS FOR ADDITIONAL START-UP DETAILS.								
61.5.	EXECUTION								
62.	CONSIDER THE PIPING SHOWN ON THE DRAWINGS AS DIAGRAMMATIC. FOR CLEARNESS IN INDICATING THE GENERAL RUNS AND CONNECTIONS AND THAT THE PIPING MAY OR MAY NOT, IN ALL PARTS BE SHOWN IN THE TRUE POSITION. THIS DOES NOT RELIEVE YOU OF THE RESPONSIBILITY FOR THE PROPER REJECTION OF THE SYSTEMS OF PIPING IN EVERY RESPECT SUITABLE FOR THE WORK INTENDED.								
62.1.	INSTALL ALL PIPING IN THE BEST WORKMANLIKE MANNER AND IN ACCORDANCE WITH THE BEST PRACTICES OF THE TRADE. PIPING SHALL BE PITCHED 13MM (1/2 INCH) FOR EVERY 3000MM (10 FEET) OF LENGTH IN THE DIRECTION OF FLOW TO ENSURE ADEQUATE OIL DRAINAGE. OPEN ENDS OF REFRIGERANT LINES OR EQUIPMENT SHALL BE PROPERLY CAPPED OR PLUGGED DURING INSTALLATION TO KEEP MOISTURE, DIRT, OR OTHER FOREIGN MATERIAL OUT OF THE SYSTEM. PIPING SHALL REMAIN CAPPED UNTIL INSTALLATION.								
62.2.	EQUIPMENT PIPING SHALL BE IN ACCORDANCE WITH THE EQUIPMENT MANUFACTURER'S RECOMMENDATIONS AND THE CONTRACT DRAWINGS.								
62.3.	PIPE SUPPORTS SHALL BE A MAXIMUM OF SIX FEET APART. PIPE CLAMPS SHALL FASTEN AROUND THE PIPING.								
62.4.	INSTALLATION SHALL BE IN ACCORDANCE WITH CSA B52 AND ASME B31.5 MECHANICAL REFRIGERATION CODE GUIDELINES.								
62.5.	PIPING AS PER TSSA MANDATE AND SECTION 7 OF CSA B52 CODE. ALL PRESSURE RELIEF VALVES AND BRAZED JOINTS SHALL BE SUITABLY SIZED.								
62.6.	NITROGEN PURGING/SWEEPING SHALL BE USED WHEN BRAZING AND WELDING TO MINIMIZE OXIDIZATION.								
62.7.	PROVIDE ISOLATION VALVES ON EACH PIECE OF EQUIPMENT WHERE ISOLATION VALVES ARE NOT INTEGRAL TO THE EQUIPMENT.								
62.8.	PROVIDE REFRIGERANT CHARGING VALVES ON EACH SYSTEM WHERE SUCH A VALVE IS NOT INTEGRAL TO THE EQUIPMENT.								
62.9.	PROVIDE ADEQUATE REFRIGERANT CHARGE FOR EQUIPMENT AND LINE LENGTHS.								
54.1.	REFRIGERANT PIPING SHALL BE SIZED, SUPPORTED, SLOPED, AND INSTALLED IN ACCORDANCE WITH MANUFACTURER'S INSTRUCTIONS.								
54.2.	REFRIGERANT PIPING SHALL BE INSULATED IN ACCORDANCE WITH MANUFACTURER'S INSTRUCTIONS.								
54.3.	PROVIDE ALL NECESSARY TRAPS IN VERTICAL LINES AS RECOMMENDED BY MANUFACTURER.								
54.4.	PROVIDE ALL HANGERS AND SUPPORTS REQUIRED TO SUFFICIENTLY ANCHOR PIPING TO THE BUILDING STRUCTURE.								
54.5.	COORDINATE PIPE SLEEVE INSTALLATION FOR PENETRATIONS IN WALLS.								
54.6.	INSTALL PIPING AS SHORT AS POSSIBLE WITH MINIMUM NUMBER OF JOINTS AND FITTINGS.								
54.7.	INSTALL PIPING PARALLEL WITH BUILDING LINES WITH APPROPRIATE PITCH.								
54.8.	INSTALL PIPING SO AS NOT TO INTERFERE WITH THE OPERATION OF ACCESS DOORS NOR TO ENDOURCH ON ASLES, PASSAGeways AND EQUIPMENT.								
54.9.	REFRIGERANT PIPING SHALL BE SLOPED TO THE COMPRESSOR WHEREVER POSSIBLE.								
55.	REFRIGERANT PIPING AND FITTINGS:								
55.1.	ALL REFRIGERANT PIPING SHALL BE SEAMLESS HARD DRAWN REFRIGERANT GRADE COPPER, TYPE ACR WITH SILVER SOLDERED JOINTS.								
55.2.	CONNECT PIPING WITH BRAZED JOINTS BY APPLYING INERT GAS DURING PROCESS.								
55.3.	COPPER TO COPPER JOINTS SHALL BE BRAZED WITH ALLOY WITH MIN. 15% SILVER.								
55.4.	COPPER TO BRASS AND COPPER TO SS JOINTS SHALL BE BRAZED WITH BRAZING ALLOY CONTAINING A MINIMUM OF 50% SILVER.								
55.5.	REMOVE ALL RESIDUAL FLUX.								
56.	TESTING								
56.1.	PRESSURE TEST LOW SIDE PIPING AT 185 PSIG AND HIGH SIDE AT 325 PSIG OR AT PRESSURES RECOMMENDED BY THE MANUFACTURER BY USING DRY NITROGEN. PRESSURE TEST MUST BE WITNESSED BY THE ENGINEER.								
56.2.	AFTER COMPLETION OF PRESSURE TEST EVACUATE AND DEHYDRATE THE SYSTEM WITH A VACUUM PUMP BY REACHING 500 MICRONS HG. ALLOW THE SYSTEM TO STAND IN VACUUM FOR 12 HOURS W/O PRESSURE RISE BEFORE CHARGING.								
57.	REFRIGERANT PIPING INSULATION:								
57.1.	INSULATE ALL LIQUID AND SUCTION LINES INCLUDING THE THERMAL BULB AND THERMAL EXPANSION VALVE.								
57.2.	REFRIGERANT PIPE INSULATION SHALL BE ARMAFLEX OR EQUAL, 13mm (1/2") THICK FOR HOT GAS LINES, 6mm (1/4") THICK FOR LIQUID LINES.								
57.3.	PROVIDE ALL HANGERS AND SUPPORTS REQUIRED.								
57.4.	INSULATION WHICH IS EXPOSED TO THE ATMOSPHERE SHALL BE COVERED WITH 0.78mm (22 GAUGE) ALUMINUM JACKET APPLIED WITH STAINLESS STEEL BANDS. THE METAL JACKET SHALL HAVE ALL JOINTS LAPPED AND SEALED WITH WEATHERPROOF SEALERS TO FORM A COMPLETE WEATHERPROOF SURFACE AROUND INSULATION.								
58.	CONDENSATE DRAINS								
58.1.	SLOPE CONDENSATE DRAIN PIPING TO NEAREST DRAIN AND TERMINATE WITH MIN. 1" AIR GAP.								
58.2.	PROVIDE ALLOWANCE FOR CONDENSATE PUMP IF DRAINING BY GRAVITY IS NOT POSSIBLE.								

 <p><b>McGREGOR ALLSOP</b> CONSULTING ENGINEERS 1 GONDWALD AVE, SUITE 508, TORONTO, ON, M5C 1S6 TEL: 416-467-9696 FAX: 416-467-1058</p>	<p>CLIENT <b>MTCC 113</b> <b>126 GRANDVIEW WAY</b> <b>M2N 6V5</b></p>	<p>PROJECT NAME <b>COOLING SYSTEM RETROFIT</b></p>	<p>DRAWING TITLE <b>SPECIFICATIONS</b> <b>3/4</b></p>	<p>DRAWN BY <b>TS</b></p> <p>CHECKED BY <b>LP</b></p>	<p>SCALE <b>AS NOTED</b></p> <p>DWG No. <b>SK-08</b></p>	<p>OWNER PROJECT No. -</p> <p>PROJECT No. <b>202138</b></p>	<p>4</p> <p>3</p> <p>2</p> <p>1</p> <p>No.</p>	<p>2021/06/18 LP</p> <p>2021/06/01 LP</p>	<p>DATE</p> <p>BY</p>
------------------------------------------------------------------------------------------------------------------------------------------------------------------------------------------------------------------------------------------	-----------------------------------------------------------------------------------	--------------------------------------------------------	---------------------------------------------------------------	---------------------------------------------------------------	------------------------------------------------------------------	---------------------------------------------------------------------	------------------------------------------------	-------------------------------------------	-----------------------

- 62.10. PIPING SUPPORTS AND GUIDES USING STEEL, REINFORCED POLYTETRAFLUOROETHYLENE (PTFE) OR GRAPHITE SLIDES SHALL BE PROVIDED WHERE REQUIRED TO ALLOW LONGITUDINAL PIPE MOVEMENT. LATERAL RESTRAINTS SHALL BE PROVIDED AS REQUIRED. SLIDE MATERIALS SHALL BE SUITABLE FOR THE SYSTEM OPERATING TEMPERATURES, ATMOSPHERIC CONDITIONS, AND BEARING LOADS ENCOUNTERED.
- 62.11. ANCHORS SHALL BE PROVIDED WHERE NECESSARY OR INDICATED TO LOCALIZE EXPANSION OR TO PREVENT UNDUKE STRAIN ON PIPING. ANCHORS SHALL CONSIST OF HEAVY STEEL COLLARS WITH LUGS AND BOLTS FOR CLAMPING AND ATTACHING ANCHOR BRACES, UNLESS OTHERWISE INDICATED. ANCHOR BRACES SHALL BE INSTALLED IN THE MOST EFFECTIVE MANNER TO SECURE THE DESIRED RESULTS USING TURNBUCKLES WHERE REQUIRED. SUPPORTS, ANCHORS, OR STAYS SHALL NOT BE ATTACHED WHERE THEY WILL INJURE THE STRUCTURE OR ADJACENT CONSTRUCTION DURING INSTALLATION OR BY THE WEIGHT OR EXPANSION OF THE PIPELINE. WHERE PIPE AND CONDUIT PENETRATIONS OF IMPROPER BARRIER SEALED SURFACES OCCUR, THESE ITEMS SHALL BE ANCHORED IMMEDIATELY ADJACENT TO EACH PENETRATED SURFACE, TO PROVIDE ESSENTIALLY ZERO MOVEMENT WITHIN PENETRATION SEAL.
- 62.12. THE CONTRACTOR SHALL, AT ALL TIMES DURING THE INSTALLATION AND TESTING OF THE REFRIGERATION SYSTEM, TAKE STEPS TO PREVENT THE RELEASE OF REFRIGERANTS INTO THE ATMOSPHERE.
- 62.13. PIPE SHALL BE CUT ACCURATELY TO MEASUREMENTS ESTABLISHED AT THE JOBSITE, AND WORKED INTO PLACE WITHOUT SPRINGING OR FORCING, COMPLETELY CLEARING ALL WINDOWS, DOORS, AND OTHER OPENINGS. PIPE OR TUBING SHALL BE CUT SQUARE SHALL HAVE BURRS REMOVED BY BEAMING, AND SHALL PERMIT FREE EXPANSION AND CONTRACTION WITHOUT CAUSING DAMAGE TO THE BUILDING STRUCTURE, PIPE, JOINTS, OR HANGERS.
- 62.14. LAYOUT AND INSTALL PIPING, VALVES, AND FITTINGS TO FACILITATE EASY MAINTENANCE. DO NOT LOCATE ANY VALVES, COUPLINGS, OR FLANGED/JUNCTION CONNECTIONS DIRECTLY ABOVE ELECTRICAL PANELS, MOTOR STARTERS OR MCC'S.
- 62.15. ENSURE THAT ALL PIPE BRAZING IS DONE BY TSSA CERTIFIED WORKERS.
- 62.16. A LIQUID LINE FILTER DRYER SHALL BE PROVIDED ON EACH REFRIGERANT CIRCUIT LOCATED SUCH THAT ALL LIQUID REFRIGERANT PASSES THROUGH A FILTER DRYER. DRYERS SHALL BE SIZED IN ACCORDANCE WITH THE MANUFACTURER'S RECOMMENDATIONS FOR THE SYSTEM IN WHICH IT IS INSTALLED.
- 62.17. A MOISTURE INDICATING SIGHT GLASS SHALL BE INSTALLED IN ALL REFRIGERANT CIRCUITS DOWN STREAM OF ALL FILTER DRYERS AND WHERE INDICATED. SITE GLASSES SHALL BE FULL LINE SIZE.
- 62.18. INSTALL UNIT FLAT AND LEVEL IN ACCORDANCE WITH MANUFACTURER'S INSTALLATION LITERATURE.
- 62.19. PIPE ALL DRAIN PAN CONNECTIONS TO THE NEAREST FLOOR DRAIN WITH APPROPRIATELY SIZED TRAP.

#### **PACKAGED COMPRESSOR AND CONDENSER UNITS**

63. EQUIPMENT
- 63.1. PER SCHEDULES OR APPROVED EQUAL.
64. PERFORMANCE REQUIREMENTS
- 64.1. MANUFACTURED UNITS
- 64.1.1. SELF-CONTAINED, PACKAGED, FACTORY ASSEMBLED AND PRE-WIRED UNITS SUITABLE FOR OUTDOOR USE CONSISTING OF CABINET, COMPRESSORS, CONDENSING COIL AND FANS, INTEGRAL SUB-COOLING COIL, CONTROLS, LIQUID RECEIVER, WIND DEFLECTOR, AND SCREENS.
- 64.1.2. PERFORMANCE RATING: SEASONAL ENERGY EFFICIENCY RATIO MINIMUM OF 17.
- 64.2. CASING
- 64.2.1. HEAVY-GAUGE GALVANIZED STEEL CABINET WITH GRILLE-STYLE SOUND CONTROL SIDE DESIGN
- 64.2.2. POWDER-PAINT FINISH, COLOUR TO BE COORDINATED WITH OWNER.
- 64.2.3. TOP AND SIDE MAINTENANCE ACCESS.
- 64.3. CONDENSER COIL
- 64.3.1. ALUMINUM FINS MECHANICALLY BONDED TO SEAMLESS COPPER TUBING. AIR TEST UNDER WATER TO 425 PSIG, AND VACUUM DEHYDRATE. SEAL WITH HOLDING CHARGE OF NITROGEN.
- 64.3.2. WIRE FAN DISCHARGE GRILLE.
- 64.4. FANS AND MOTORS
- 64.4.1. SIDE DISCHARGE DIRECT DRIVEN PROPELLER TYPE CONDENSER FAN WITH GUARD.

#### **64.4.2. WEATHERPROOF MOTORS SUITABLE FOR OUTDOOR USE.**

- 64.5. COMPRESSOR
- 64.5.1. VARIABLE-SPEED SWING COMPRESSORS.
- 64.5.2. HIGH-DENSITY FOAM COMPRESSOR SOUND BLANKET.
- 64.6. REFRIGERANT CIRCUIT
- 64.6.1. R410A SYSTEM.
- 64.6.2. FILTER DRYER REPLACEABLE CORE TYPE.
- 64.6.3. LIQUID LINE SIGHT GLASS AND MOISTURE INDICATOR.
- 64.6.4. THERMAL EXPANSION VALVE FOR MAXIMUM OPERATING PRESSURE.
- 64.6.5. INSULATED SUCTION LINE.
- 64.6.6. SUCTION AND LIQUID LINE SERVICE VALVES AND GAGE PORTS.
- 64.6.7. LIQUID LINE SOLENOID VALVE.
- 64.6.8. CHARGING VALVE.
- 64.6.9. DISCHARGE LINE CHECK VALVE.
- 64.6.10. COMPRESSOR DISCHARGE RELIEF VALVE.
- 64.6.11. CONDENSER PRESSURE RELIEF VALVE.
- 64.7. CONTROLS
- 64.7.1. ON UNIT, MOUNT WEATHERPROOF STEEL CONTROL PANEL, NEMA 250, CONTAINING POWER AND CONTROL WIRING; FACTORY WIRED WITH SINGLE POINT POWER CONNECTION.
- 64.7.2. PROVIDE WATERPROOF DISCONNECT SWITCH.
- 64.8. SOUND RATING
- 64.8.1. TOTAL UNIT SOUND RATING SHALL MEET THE FOLLOWING CONDITIONS AT THE DESIGNATED SPEEDS:
- 64.8.1.1. MINIMUM: 55 DBA
- 64.8.1.2. INTERMEDIATE: 58 DBA
- 64.8.1.3. MAXIMUM: 67 DBA

65. INSTALLATION
- 65.1. INSTALL IN ACCORDANCE WITH MANUFACTURER'S INSTALLATION INSTRUCTIONS.
- 65.2. COMPLETE REFRIGERANT, ELECTRICAL AND CONTROLS CONNECTIONS IN ACCORDANCE WITH MANUFACTURER'S INSTALLATION INSTRUCTIONS.
- 65.3. REFER TO REFRIGERANT PIPING SECTION FOR PURGING, FLUSHING, AND TESTING REQUIRED ON EXISTING SUCTION AND LIQUID LINES TO BE REUSED.
- 65.4. SYSTEM STARTUP
- 65.5. SUPPLY INITIAL CHARGE OF REFRIGERANT AND OIL FOR EACH REFRIGERATION SYSTEM.
- 65.6. PROVIDE COOLING SEASON STARTUP AND WINTER SEASON SHUTDOWN FOR FIRST YEAR OF OPERATION.

#### **INDOOR CENTRAL AIR HANDLING UNITS**

66. EQUIPMENT
- 66.1. ECOLOGIX ECW40 OR APPROVED EQUAL.
67. GENERAL
- 67.1. MANUFACTURED UNITS
- 67.1.1. FACTORY ASSEMBLED COMPONENTS TO FORM UNITS SUPPLYING AIR AT DESIGN CONDITIONS.
- 67.1.2. HORIZONTAL TYPE, HAVING AIR TIGHT COMPONENTS, CONSISTING OF CASING, FAN SECTION WITH MOTOR AND DRIVE, FILTER SECTION, HEATING COIL, COOLING COIL.
- 67.2. CASING
- 67.2.1. GALVANIZED SHEET METAL CABINET
- 67.2.2. DURABLE LOW MAINTENANCE POWDER COAT PAINTED FINISH. REVERSIBLE DESIGN WITH FRONT AND BACK ACCESS DOORS FOR ADAPTING TO INSTALLATION CONDITION.
- 67.3. HEATING COIL
- 67.3.1. PORTABLE WATER GRADE COPPER SUITABLE FOR USE IN PLUMBING SYSTEM. LEAD FREE SOLDER JOINTS.
- 67.3.2. CONFORM TO ASTM B88/ASTM B88.
- 67.3.3. HIGH DENSITY ALUMINUM FINS.
- 67.4. DX COIL
- 67.4.1. SLIDE OUT CONFIGURATION FOR COIL AND DRAIN PAN FOR REVERSING CONNECTIONS TO ADAPT TO INSTALLATION CONDITION.
- 67.4.2. STAINLESS STEEL DRAIN PAN COMPLETE WITH SEALED MAGNETIC REED FLOAT SWITCH FOR OVERFLOW PROTECTION. AUDIBLE AND VISUAL ALARMS FOR OVERFLOW CONDITION.

- 67.4.3. FACTORY FITTED TX VALVE KIT.
- 67.4.4. R410A REFRIGERANT.
- 67.5. FANS AND MOTORS
- 67.5.1. HIGH EFFICIENCY ECM MOTOR.
- 67.5.2. MULTI-DIRECTIONAL SLEEVE BEARING MOTORS FOR UNIT MOUNTING FLEXIBILITY. WIDE BODY, DYNAMICALLY BALANCED CENTRIFUGAL FAN.
- 67.5.3. 5-SPEED
- 67.6. CIRCULATING PUMP AND HYDRONIC CONNECTIONS
- 67.6.1. CIRCULATING PUMP TO BE SHIPPED LOOSE FOR FIELD MOUNTING AND CONNECTING.
- 67.6.2. CYCLE TIMER FOR EXERCISING PUMP ON A 24HR SCHEDULE.
- 67.6.3. INTEGRATED TEST BUTTON FOR VERIFICATION OF PUMP OPERATION AND TESTING.
- 67.6.4. SPRING LOADED CHECK VALVE ON PUMP OUTLET.
68. ELECTRICAL AND CONTROLS
- 68.0.1. 120VAC MAIN POWER CONNECTION.
- 68.0.2. 120VAC EXTERNAL PUMP POWER TERMINALS.
- 68.0.3. UNIT CONTROLS TO BE COMPATIBLE WITH STANDARD 24-VOLT HEAT/COOL THERMOSTATS.
- 68.0.4. 24VAC TERMINALS FOR CONDENSING UNIT CONNECTION.
69. INSTALLATION
- 69.1. INSTALL IN ACCORDANCE WITH MANUFACTURER'S INSTALLATION INSTRUCTIONS. COMPLETE REFRIGERANT, ELECTRICAL AND CONTROLS CONNECTIONS IN ACCORDANCE WITH MANUFACTURER'S INSTALLATION INSTRUCTIONS.
- 69.2. REFER TO REFRIGERANT PIPING SECTION FOR PURGING, FLUSHING, AND TESTING REQUIRED ON EXISTING SUCTION AND LIQUID LINES TO BE REUSED, AND ACCESSORIES REQUIRED.
- 69.3. MODIFY DOMESTIC HOT WATER PIPING AS NEEDED TO ACCOMMODATE NEW PUMP AND COIL CONNECTIONS.
- 69.4. PROVIDE FULL PORT BALL VALVE ISOLATION IN SUPPLY AND RETURN DOMESTIC HOT WATER CONNECTIONS.
70. SYSTEM STARTUP
- 70.1. SUPPLY INITIAL CHARGE OF REFRIGERANT AND OIL FOR EACH REFRIGERATION SYSTEM.
- 70.2. PROVIDE COOLING SEASON STARTUP AND WINTER SEASON SHUTDOWN FOR FIRST YEAR OF OPERATION FOR COOLING SYSTEM.



**McGREGOR ALLSOP**  
CONSULTING ENGINEERS  
1 CHONGDO AVE, SUITE 808, TORONTO, ON, M5C 1A6  
TEL: 416-593-9900 FAX: 416-593-1058

CLIENT  
**MTCC 113**  
**126 GRANDVIEW WAY**  
**M2N 6V5**

PROJECT NAME  
**COOLING SYSTEM RETROFIT**

DRAWING TITLE  
**SPECIFICATIONS**  
**4/4**

DRAWN BY  
**TS**

CHECKED BY  
**LP**

SCALE  
**AS NOTED**

DWG No.  
**SK-09**

OWNER PROJECT No.  
**-**

PROJECT No.  
**202138**

4		
3		
2	ISSUED FOR FINAL REVIEW	2021/06/18 LP
1	ISSUED FOR CLIENT REVIEW	2021/06/01 LP
No.	ISSUE	DATE
		BY




# FIT<sup>7</sup>

UP TO 18 SEER  
1½ TO 5 TONS

DAIKIN FIT  
HIGH-EFFICIENCY,  
COMMUNICATING,  
VARIABLE-SPEED, INVERTER DRIVE SIDE DISCHARGE  
SPLIT SYSTEM AIR CONDITIONER

### Contents

Nomenclature.....	2
Product Specifications.....	3
Expanded Cooling Data.....	4
Performance Data	
Standard Mode .....	46
Boost Mode .....	49
Sound Power Levels .....	51
AHRI Ratings (see note).....	52
Wiring Diagram .....	53
Dimensions .....	55
Accessories .....	55



### Standard Features

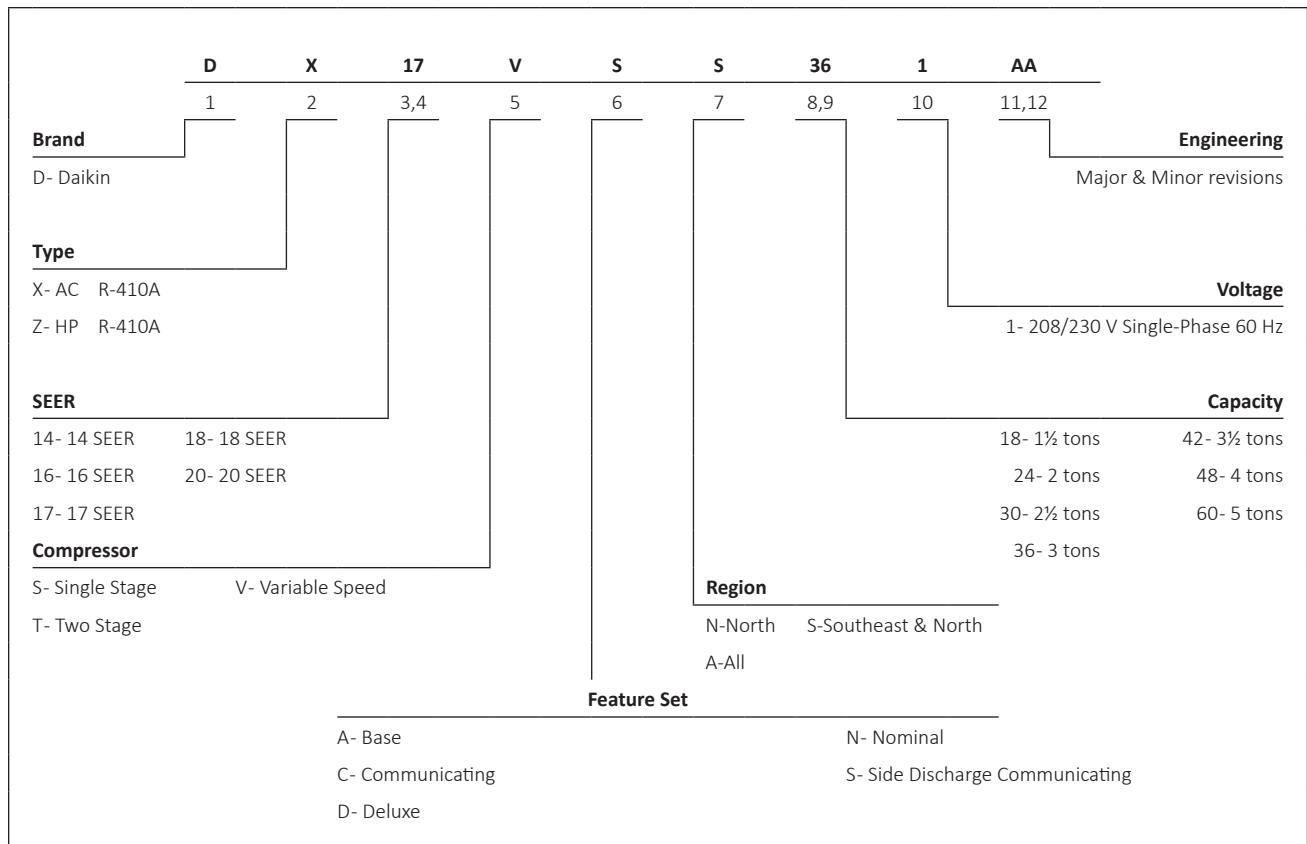
- Daikin variable-speed swing compressors
- High-density foam compressor sound blanket
- Compatible with Daikin *One+* smart thermostat and other Daikin communicating equipment
- Daikin control algorithmic logic
- In communicating mode, only two low-voltage wires to outdoor unit required
- Diagnostic indicator lights, seven-segment LED display, and fault code storage
- Daikin Inside intelligence for diagnostics
- Field-selectable boost mode increases compressor speed during unusually high loads
- Quiet DC outdoor fan motor
- Field-installed bi-flow filter drier
- Coil and ambient temperature sensors
- Suction pressure transducer
- Sweat connection service valves with easy access to gauge ports
- AHRI Certified; ETL Listed

### Cabinet Features

- Heavy-gauge galvanized steel cabinet with grille-style sound control side design
- Custom Ivory white powder-paint finish
- 500-hour salt-spray tested
- Wire fan discharge grille
- Top and side maintenance access
- When properly anchored, meets the 2017 Florida Building Code unit integrity requirements for hurricane-type winds (Anchor bracket kits available.)



\* Complete warranty details available from your local dealer or at [www.daikincomfort.com](http://www.daikincomfort.com). To receive the 12-Year Unit Replacement Limited Warranty and 12-Year Parts Limited Warranty, online registration must be completed within 60 days of installation. Additional requirements for annual maintenance are required for the Unit Replacement Limited Warranty. Online registration and some of the additional requirements are not required in California or Québec.



	DX17VSS 181AA	DX17VSS 241AA	DX17VSS 301AA	DX17VSS 361AA	DX17VSS 421AA	DX17VSS 481AA	DX17VSS 601AA
<b>COOLING CAPACITY</b>							
Max. Cooling (BTU/h)	17,100	22,800	28,400	34,200	40,000	45,500	54,000
<b>COMPRESSOR</b>							
Type	Swing	Swing	Swing	Swing	Swing	Swing	Swing
RLA	10.5	15.2	20.0	20.0	25.0	25.0	26.0
<b>CONDENSER FAN MOTOR</b>							
Horsepower (HP)	$\frac{3}{16}$	$\frac{3}{16}$	$\frac{3}{16}$	$\frac{3}{16}$	$\frac{1}{4}$	$\frac{1}{4}$	$\frac{1}{4}$
FLA	2.18	2.18	2.70	2.70	2.50	2.50	2.50
<b>REFRIGERATION SYSTEM</b>							
Refrigerant Line Size <sup>1</sup>							
Liquid Line Size ("O.D.)	$\frac{3}{8}$ "	$\frac{3}{8}$ "	$\frac{3}{8}$ "	$\frac{3}{8}$ "	$\frac{3}{8}$ "	$\frac{3}{8}$ "	$\frac{3}{8}$ "
Suction Line Size ("O.D.)	$\frac{3}{4}$ "	$\frac{3}{4}$ "	$\frac{7}{8}$ "	$\frac{7}{8}$ "	1 $\frac{1}{8}$ "	1 $\frac{1}{8}$ "	1 $\frac{1}{8}$ "
Refrigerant Connection Size							
Liquid Valve Size ("O.D.)	$\frac{3}{8}$ "	$\frac{3}{8}$ "	$\frac{3}{8}$ "	$\frac{3}{8}$ "	$\frac{3}{8}$ "	$\frac{3}{8}$ "	$\frac{3}{8}$ "
Suction Valve Size ("O.D.)	$\frac{3}{4}$ "	$\frac{3}{4}$ "	$\frac{7}{8}$ "	$\frac{7}{8}$ "	$\frac{7}{8}$ "	$\frac{7}{8}$ "	$\frac{7}{8}$ "
Valve Connection Type	Front-Seated	Front-Seated	Front-Seated	Front-Seated	Front-Seated	Front-Seated	Front-Seated
Refrigerant Charge (oz.)	76	76	79	85	116	116	139
Superheat at Service Valve	EEV	EEV	EEV	EEV	EEV	EEV	EEV
Subcooling at Service Valve	10±1°F	12±1°F	10±1°F	10±1°F	8±1°F	9±1°F	8±1°F
<b>ELECTRICAL DATA</b>							
Voltage-Phase (60 Hz)	208/230-1	208/230-1	208/230-1	208/230-1	208/230-1	208/230-1	208/230-1
Minimum Circuit Ampacity <sup>1</sup>	12.7	17.4	22.7	22.7	34.0	34.0	35.5
Max. Overcurrent Protection <sup>2</sup>	15	20	25	25	35	35	40
Min / Max Volts	197/253	197/253	197/253	197/253	197/253	197/253	197/253
Electrical Conduit Size	$\frac{1}{2}$ "	$\frac{1}{2}$ "	$\frac{1}{2}$ "	$\frac{1}{2}$ "	$\frac{1}{2}$ "	$\frac{1}{2}$ "	$\frac{1}{2}$ "
<b>EQUIPMENT WEIGHT (LBS)</b>	112	112	121	128	168	168	181
<b>SHIP WEIGHT (LBS)</b>	130	130	139	146	183	183	196

\*\* Inverter/Controller limited to less than 1 Amp

<sup>1</sup> Wire size should be determined in accordance with National Electrical Codes; extensive wire runs will require larger wire sizes

<sup>2</sup> Must use time-delay fuses or HACR-type circuit breakers of the same size as noted.

NOTES

- Always check the S&R plate for electrical data on the unit being installed.
- Unit is charged with refrigerant for 15' of  $\frac{3}{8}$ " liquid line. System charge must be adjusted per Installation Instructions Final Charge Procedure.

IDB		OUTDOOR AMBIENT TEMPERATURE												105°F												115°F																																																																																																																																																																																																																																																																																																																																																																																																																																																																																																																																																																																																																																																																																																																																																													
		65°F						75°F						85°F						95°F						105°F						115°F																																																																																																																																																																																																																																																																																																																																																																																																																																																																																																																																																																																																																																																																																																																																																							
		ENTERING INDOOR WET BULB TEMPERATURE												ENTERING INDOOR WET BULB TEMPERATURE												ENTERING INDOOR WET BULB TEMPERATURE												ENTERING INDOOR WET BULB TEMPERATURE																																																																																																																																																																																																																																																																																																																																																																																																																																																																																																																																																																																																																																																																																																																																																	
		59	63	67	71	59	63	67	71	59	63	67	71	59	63	67	71	59	63	67	71	59	63	67	71	59	63	67	71	59	63	67	71																																																																																																																																																																																																																																																																																																																																																																																																																																																																																																																																																																																																																																																																																																																																																						
<b>510</b>	MBh	17.4	17.6	18.1	-	17.2	17.4	18.0	-	16.7	17.0	17.5	-	16.0	16.2	16.7	-	15.0	15.3	15.8	-	14.1	14.4	14.9	-	15.0	15.3	15.8	-	14.1	14.4	14.9	-																																																																																																																																																																																																																																																																																																																																																																																																																																																																																																																																																																																																																																																																																																																																																						
	S/T	0.63	0.54	0.40	-	0.63	0.55	0.41	-	0.66	0.58	0.43	-	0.68	0.60	0.45	-	1.00	0.62	0.48	-	1.00	0.68	0.53	-	1.00	0.62	0.48	-	1.00	0.68	0.53	-																																																																																																																																																																																																																																																																																																																																																																																																																																																																																																																																																																																																																																																																																																																																																						
	ΔT	20	19	15	-	20	18	15	-	21	19	15	-	20	18	15	-	20	18	15	-	21	19	16	-	20	18	15	-	21	19	16	-																																																																																																																																																																																																																																																																																																																																																																																																																																																																																																																																																																																																																																																																																																																																																						
	kW	0.96	0.96	0.96	-	1.09	1.09	1.08	-	1.23	1.23	1.23	-	1.38	1.38	1.38	-	1.56	1.56	1.55	-	1.76	1.76	1.76	-	1.56	1.56	1.55	-	1.76	1.76	1.76	-																																																																																																																																																																																																																																																																																																																																																																																																																																																																																																																																																																																																																																																																																																																																																						
	Amps	3.7	3.7	3.7	-	4.2	4.2	4.2	-	4.9	4.9	4.9	-	5.5	5.5	5.5	-	6.3	6.3	6.3	-	7.2	7.2	7.2	-	6.3	6.3	6.3	-	7.2	7.2	7.2	-																																																																																																																																																																																																																																																																																																																																																																																																																																																																																																																																																																																																																																																																																																																																																						
<b>70</b>	Hi PR	250	251	252	-	289	290	292	-	330	331	333	-	375	376	378	-	423	424	426	-	474	475	477	-	423	424	426	-	474	475	477	-																																																																																																																																																																																																																																																																																																																																																																																																																																																																																																																																																																																																																																																																																																																																																						
	Lo PR	123	125	128	-	131	132	135	-	137	139	142	-	143	144	147	-	148	150	153	-	155	157	160	-	148	150	153	-	155	157	160	-																																																																																																																																																																																																																																																																																																																																																																																																																																																																																																																																																																																																																																																																																																																																																						
	MBh	17.6	17.9	18.4	-	17.5	17.7	18.2	-	17.0	17.3	17.8	-	16.2	16.5	17.0	-	15.3	15.5	16.0	-	14.4	14.7	15.2	-	15.3	15.5	16.0	-	14.4	14.7	15.2	-																																																																																																																																																																																																																																																																																																																																																																																																																																																																																																																																																																																																																																																																																																																																																						
	S/T	0.71	0.62	0.48	-	0.71	0.63	0.49	-	0.74	0.66	0.51	-	1.00	0.68	0.53	-	1.00	0.70	0.56	-	1.00	0.76	0.61	-	1.00	0.70	0.56	-	1.00	0.76	0.61	-																																																																																																																																																																																																																																																																																																																																																																																																																																																																																																																																																																																																																																																																																																																																																						
	ΔT	19	17	14	-	19	17	14	-	19	17	14	-	19	17	14	-	19	17	13	-	20	18	15	-	19	17	13	-	20	18	15	-																																																																																																																																																																																																																																																																																																																																																																																																																																																																																																																																																																																																																																																																																																																																																						
<b>600</b>	kW	0.97	0.97	0.96	-	1.10	1.09	1.09	-	1.24	1.24	1.24	-	1.39	1.39	1.39	-	1.57	1.56	1.56	-	1.77	1.77	1.76	-	1.57	1.56	1.56	-	1.77	1.77	1.76	-																																																																																																																																																																																																																																																																																																																																																																																																																																																																																																																																																																																																																																																																																																																																																						
	Amps	3.7	3.7	3.7	-	4.3	4.3	4.3	-	4.9	4.9	4.9	-	5.6	5.6	5.6	-	6.3	6.3	6.3	-	7.2	7.2	7.2	-	6.3	6.3	6.3	-	7.2	7.2	7.2	-																																																																																																																																																																																																																																																																																																																																																																																																																																																																																																																																																																																																																																																																																																																																																						
	Hi PR	252	253	255	-	292	293	294	-	333	334	336	-	377	378	380	-	425	426	428	-	477	478	479	-	425	426	428	-	477	478	479	-																																																																																																																																																																																																																																																																																																																																																																																																																																																																																																																																																																																																																																																																																																																																																						
	Lo PR	125	127	130	-	133	134	137	-	139	141	144	-	145	146	150	-	150	152	155	-	157	159	162	-	150	152	155	-	157	159	162	-																																																																																																																																																																																																																																																																																																																																																																																																																																																																																																																																																																																																																																																																																																																																																						
	MBh	18.0	18.2	18.7	-	17.8	18.1	18.6	-	17.4	17.6	18.1	-	16.6	16.8	17.3	-	15.6	15.9	16.4	-	14.7	15.0	15.5	-	15.6	15.9	16.4	-	14.7	15.0	15.5	-																																																																																																																																																																																																																																																																																																																																																																																																																																																																																																																																																																																																																																																																																																																																																						
<b>690</b>	S/T	0.75	0.66	0.52	-	0.75	0.67	0.53	-	0.78	0.70	0.55	-	1.00	0.72	0.57	-	1.00	0.74	0.60	-	1.00	0.80	0.65	-	1.00	0.74	0.60	-	1.00	0.80	0.65	-																																																																																																																																																																																																																																																																																																																																																																																																																																																																																																																																																																																																																																																																																																																																																						
	ΔT	18	16	13	-	18	16	12	-	18	16	13	-	18	16	12	-	18	16	12	-	19	17	13	-	18	16	12	-	19	17	13	-																																																																																																																																																																																																																																																																																																																																																																																																																																																																																																																																																																																																																																																																																																																																																						
	kW	0.97	0.97	0.97	-	1.10	1.10	1.10	-	1.24	1.24	1.24	-	1.40	1.40	1.40	-	1.57	1.57	1.57	-	1.77	1.77	1.77	-	1.57	1.57	1.57	-	1.77	1.77	1.77	-																																																																																																																																																																																																																																																																																																																																																																																																																																																																																																																																																																																																																																																																																																																																																						
	Amps	3.8	3.8	3.7	-	4.3	4.3	4.3	-	4.9	4.9	4.9	-	5.6	5.6	5.6	-	6.4	6.4	6.3	-	7.2	7.2	7.2	-	6.4	6.4	6.3	-	7.2	7.2	7.2	-																																																																																																																																																																																																																																																																																																																																																																																																																																																																																																																																																																																																																																																																																																																																																						
	Hi PR	255	256	257	-	294	295	297	-	335	336	338	-	380	381	383	-	428	429	431	-	479	480	482	-	428	429	431	-	479	480	482	-																																																																																																																																																																																																																																																																																																																																																																																																																																																																																																																																																																																																																																																																																																																																																						
<b>510</b>	Lo PR	123	125	128	133	132	135	141	143	147	149	152	157	160	161	164	166	168	170	173	175	178	181	186	190	192	195	199	202	206	209	213	217	220	224	228	232	236	240	244	248	252	256	260	264	268	272	276	280	284	288	292	296	300	304	308	312	316	320	324	328	332	336	340	344	348	352	356	360	364	368	372	376	380	384	388	392	396	400	404	408	412	416	420	424	428	432	436	440	444	448	452	456	460	464	468	472	476	480	484	488	492	496	500	504	508	512	516	520	524	528	532	536	540	544	548	552	556	560	564	568	572	576	580	584	588	592	596	600	604	608	612	616	620	624	628	632	636	640	644	648	652	656	660	664	668	672	676	680	684	688	692	696	700	704	708	712	716	720	724	728	732	736	740	744	748	752	756	760	764	768	772	776	780	784	788	792	796	800	804	808	812	816	820	824	828	832	836	840	844	848	852	856	860	864	868	872	876	880	884	888	892	896	900	904	908	912	916	920	924	928	932	936	940	944	948	952	956	960	964	968	972	976	980	984	988	992	996	1000	1004	1008	1012	1016	1020	1024	1028	1032	1036	1040	1044	1048	1052	1056	1060	1064	1068	1072	1076	1080	1084	1088	1092	1096	1100	1104	1108	1112	1116	1120	1124	1128	1132	1136	1140	1144	1148	1152	1156	1160	1164	1168	1172	1176	1180	1184	1188	1192	1196	1200	1204	1208	1212	1216	1220	1224	1228	1232	1236	1240	1244	1248	1252	1256	1260	1264	1268	1272	1276	1280	1284	1288	1292	1296	1300	1304	1308	1312	1316	1320	1324	1328	1332	1336	1340	1344	1348	1352	1356	1360	1364	1368	1372	1376	1380	1384	1388	1392	1396	1400	1404	1408	1412	1416	1420	1424	1428	1432	1436	1440	1444	1448	1452	1456	1460	1464	1468	1472	1476	1480	1484	1488	1492	1496	1500	1504	1508	1512	1516	1520	1524	1528	1532	1536	1540	1544	1548	1552	1556	1560	1564	1568	1572	1576	1580	1584	1588	1592	1596	1600	1604	1608	1612	1616	1620	1624	1628	1632	1636	1640	1644	1648	1652	1656	1660	1664	1668	1672	1676	1680	1684	1688	1692	1696	1700	1704	1708	1712	1716	1720	1724	1728	1732	1736	1740	1744	1748	1752	1756	1760	1764	1768	1772	1776	1780	1784	1788	1792	1796	1800	1804	1808	1812	1816	1820	1824	1828	1832	1836	1840	1844	1848	1852	1856	1860	1864	1868	1872	1876	1880	1884	1888	1892	1896	1900	1904	1908	1912	1916	1920	1924	1928	1932	1936	1940	1944	1948	1952	1956	1960	1964	1968	1972	1976	1980	1984	1988	1992	1996	2000	2004	2008	2012	2016	2020	2024	2028	2032	2036	2040	2044	2048	2052	2056	2060	2064	2068	2072	2076	2080	2084	2088	2092	2096	2100	2104	2108	2112	2116	2120	2124	2128	2132	2136	2140	2144	2148	2152	2156	2160	2164	2168	2172	2176	2180	2184	2188	2192	2196	2200	2204	2208	2212	2216	2220	2224	2228	2232	2236	2240	2244	2248	2252	2256	2260	2264	2268	2272	2276	2280	2284	2288	2292	2296	2300	2304	2308	2312	2316	2320	2324	2328	2332	2336	2340	2344	2348	2352	2356	2360	2364	2368	2372	2376	2380	2384	2388	2392	2396	2400	2404	2408	2412	2416	2420	2424	2428	2432	2436	2440	2444	2448	2452	2456	2460	2464	2468	2472	2476	2480	2484	2488	2492	2496	2500	2504	2508	2512	2516	2520	2524	2528	2532	2536	2540	2544	2548	2552	2556	2560	2564	2568	2572	2576	2580	2584	2588	2592	2596	2600	2604	2608	2612	2616	2620	2624	2628	2632	2636	2640	2644	2648	2652	2656	2660	2664	2668	2672	2676	2680	2684	2688	2692	2696	2700	2704	2708	2712	2716	2720	2724	2728	2732	2736	2740	2744	2748	2752	2756	2760	2764	2768	2772	2776	2780	2784	2788	2792	2796	2800	2804	2808	2812	2816	2820	2824	2828	2832	2836	2840	2844	2848	2852	2856	2860	2864	2868	2872	2876	2880	2884	2888	2892	2896	2900	2904	2908	2912	2916	2920	2924	2928	2932	2936	2940	2944	2948	2952	2956	2960	2964	2968	2972	2976	2980	2984	2988	2992	2996	3000	3004	3008	3012	3016	3020	3024	3028	3032	3036	3040	3044	3048	3052	3056	3060	3064	3068	3072	3076	3080	3084	3088	3092	3096	3100	3104	3108	3112	3116	3

IDB	AIRFLOW	OUTDOOR AMBIENT TEMPERATURE																							
		65°F				75°F				85°F				95°F				105°F				115°F			
		59	63	67	71	59	63	67	71	59	63	67	71	59	63	67	71	59	63	67	71	59	63	67	71
<b>510</b>	MBh	17.5	17.7	18.2	19.0	17.3	17.5	18.1	18.9	16.8	17.1	17.6	18.4	16.1	16.3	16.8	17.6	15.1	15.4	15.9	16.7	14.2	14.5	15.0	15.8
	S/T	1.00	0.81	0.67	0.52	1.00	0.82	0.68	0.53	1.00	0.85	0.70	0.55	1.00	0.87	0.72	0.57	1.00	1.00	0.75	0.60	1.00	1.00	0.80	0.65
	ΔT	29	27	23	20	29	27	23	20	29	27	23	20	29	27	23	20	28	26	23	19	29	28	24	20
	kW	0.96	0.96	0.96	0.97	1.09	1.09	1.08	1.09	1.23	1.23	1.23	1.24	1.38	1.38	1.38	1.39	1.56	1.56	1.55	1.56	1.76	1.76	1.76	1.77
	Amps	3.7	3.7	3.7	3.7	4.2	4.2	4.2	4.3	4.9	4.9	4.9	4.9	5.5	5.5	5.5	5.6	6.3	6.3	6.3	6.3	7.2	7.2	7.2	7.2
<b>80</b>	Hi PR	250	251	253	257	290	291	292	297	331	332	334	338	375	377	378	383	423	425	426	431	475	476	477	482
	Lo PR	124	125	128	134	131	133	136	141	138	139	142	148	143	145	148	153	149	150	153	159	156	157	160	166
	MBh	17.7	18.0	18.5	19.3	17.6	17.8	18.3	19.1	17.1	17.4	17.9	18.7	16.3	16.6	17.1	17.9	15.4	15.6	16.1	16.9	14.5	14.8	15.3	16.1
	S/T	1.00	0.89	0.75	0.60	1.00	0.90	0.76	0.61	1.00	0.93	0.78	0.63	1.00	1.00	0.80	0.65	1.00	1.00	0.83	0.68	1.00	1.00	0.88	0.73
	ΔT	27	25	22	18	27	25	22	18	27	26	22	18	27	25	22	18	27	25	22	18	28	26	23	19
<b>600</b>	kW	0.97	0.97	0.96	0.97	1.10	1.09	1.09	1.10	1.24	1.24	1.24	1.24	1.39	1.39	1.39	1.40	1.57	1.56	1.56	1.57	1.77	1.77	1.76	1.77
	Amps	3.7	3.7	3.7	3.8	4.3	4.3	4.3	4.3	4.9	4.9	4.9	4.9	5.6	5.6	5.6	5.6	6.3	6.3	6.3	6.4	7.2	7.2	7.2	7.2
	Hi PR	253	254	256	260	292	293	295	299	334	335	336	341	378	379	381	385	426	427	429	433	477	478	480	484
	Lo PR	126	127	130	136	133	135	138	143	140	141	145	150	145	147	150	155	151	152	156	161	158	159	162	168
	MBh	18.1	18.3	18.8	19.6	17.9	18.2	18.7	19.5	17.5	17.7	18.2	19.0	16.7	16.9	17.4	18.2	15.7	16.0	16.5	17.3	14.8	15.1	15.6	16.4
<b>690</b>	S/T	1.00	0.93	0.79	0.64	1.00	0.94	0.80	0.65	1.00	0.97	0.82	0.67	1.00	1.00	0.84	0.69	1.00	1.00	0.87	0.72	1.00	1.00	0.92	0.77
	ΔT	26	24	21	17	26	24	21	17	26	24	21	17	26	24	21	17	26	24	20	17	27	25	22	18
	kW	0.97	0.97	0.97	0.98	1.10	1.10	1.10	1.11	1.24	1.24	1.24	1.25	1.40	1.40	1.40	1.41	1.57	1.57	1.57	1.58	1.77	1.77	1.77	1.78
	Amps	3.8	3.8	3.7	3.8	4.3	4.3	4.3	4.3	4.9	4.9	4.9	5.0	5.6	5.6	5.6	5.6	6.4	6.4	6.3	6.4	7.2	7.2	7.2	7.3
	Hi PR	255	256	258	262	295	296	298	302	336	337	339	343	381	382	383	388	428	430	431	436	480	481	483	487
<b>85</b>	Lo PR	128	130	133	138	136	137	140	146	142	144	147	152	148	149	153	158	153	155	158	163	160	162	165	170
	MBh	17.7	18.0	18.5	19.3	17.6	17.8	18.4	19.2	17.1	17.4	17.9	18.7	16.4	16.6	17.1	17.9	15.4	15.6	16.2	17.0	14.5	14.8	15.3	16.1
	S/T	1.00	0.92	0.78	0.63	1.00	0.93	0.78	0.63	1.00	1.00	0.81	0.66	1.00	1.00	0.83	0.68	1.00	1.00	0.85	0.70	1.00	1.00	1.00	0.76
	ΔT	32	30	27	23	32	30	27	23	32	31	27	24	32	30	27	23	32	30	27	23	33	31	28	24
	kW	0.96	0.96	0.96	0.97	1.09	1.09	1.09	1.10	1.23	1.23	1.23	1.24	1.39	1.39	1.38	1.39	1.56	1.56	1.56	1.57	1.76	1.76	1.76	1.77
<b>600</b>	Amps	3.7	3.7	3.7	3.7	4.3	4.3	4.2	4.3	4.9	4.9	4.9	4.9	5.6	5.5	5.5	5.6	6.3	6.3	6.3	6.3	7.2	7.2	7.2	7.2
	Hi PR	251	252	254	259	291	292	294	298	332	333	335	339	377	378	379	384	425	426	427	432	476	477	479	483
	Lo PR	126	127	130	135	133	135	138	143	140	141	144	150	145	147	150	155	151	152	155	161	157	159	162	167
	MBh	18.0	18.3	18.8	19.6	17.9	18.1	18.6	19.4	17.4	17.7	18.2	19.0	16.6	16.9	17.4	18.2	15.7	15.9	16.4	17.2	14.8	15.0	15.6	16.4
	S/T	1.00	1.00	0.86	0.71	1.00	1.00	0.86	0.71	1.00	1.00	0.89	0.74	1.00	1.00	0.91	0.76	1.00	1.00	0.93	0.78	1.00	1.00	1.00	0.84
<b>690</b>	ΔT	31	29	26	22	31	29	25	22	31	29	26	22	31	29	25	22	31	29	25	22	32	30	26	23
	kW	0.97	0.97	0.97	0.98	1.10	1.10	1.09	1.10	1.24	1.24	1.24	1.25	1.40	1.39	1.39	1.40	1.57	1.57	1.56	1.57	1.77	1.77	1.77	1.78
	Amps	3.7	3.7	3.7	3.8	4.3	4.3	4.3	4.3	4.9	4.9	4.9	4.9	5.6	5.6	5.6	5.6	6.3	6.3	6.3	6.4	7.2	7.2	7.2	7.2
	Hi PR	254	255	257	261	293	294	296	301	335	336	338	342	379	380	382	386	427	428	430	434	478	479	481	486
	Lo PR	128	129	132	138	135	137	140	145	142	143	146	152	147	149	152	157	153	154	157	163	160	161	164	170
<b>690</b>	MBh	18.4	18.6	19.1	19.9	18.2	18.4	19.0	19.8	17.7	18.0	18.5	19.3	17.0	17.2	17.7	18.5	16.0	16.3	16.8	17.6	15.1	15.4	15.9	16.7
	S/T	1.00	1.00	0.90	0.75	1.00	1.00	0.90	0.75	1.00	1.00	0.93	0.78	1.00	1.00	0.95	0.80	1.00	1.00	1.00	0.82	1.00	1.00	1.00	0.88
	ΔT	30	28	24	21	30	28	24	21	30	28	25	21	30	28	24	21	29	28	24	20	31	29	25	22
	kW	0.98	0.98	0.97	0.98	1.10	1.10	1.10	1.11	1.25	1.25	1.24	1.25	1.40	1.40	1.40	1.41	1.57	1.57	1.57	1.58	1.78	1.78	1.77	1.78
	Amps	3.8	3.8	3.8	3.8	4.3	4.3	4.3	4.4	4.9	4.9	4.9	5.0	5.6	5.6	5.6	5.6	6.4	6.4	6.4	6.4	7.2	7.2	7.2	7.3
<b>690</b>	Hi PR	256	258	259	264	296	297	299	303	337	338	340	344	382	383	385	389	430	431	433	437	481	482	484	488
	Lo PR	130	132	135	140	138	139	142	148	144	146	149	154	150	151	154	160	155	157	160	165	162	164	167	172

IDB = Entering Indoor Dry Bulb Temperature  
 High and low pressures are measured at the liquid and suction service valves.  
 Shaded area is AHRl conditions  
 kW = Total system power  
 Amps = outdoor unit amps (comp. fan)

IDB	OUTDOOR AMBIENT TEMPERATURE																								
	65°F				75°F				85°F				95°F				105°F				115°F				
	AIRFLOW	59	63	67	71	59	63	67	71	59	63	67	71	59	63	67	71	59	63	67	71	59	63	67	71
<b>410</b>	MBh	12.5	12.7	13.0	-	12.4	12.5	12.9	-	12.0	12.2	12.6	-	11.5	11.7	12.0	-	10.8	11.0	11.3	-	10.2	10.3	10.7	-
	S/T	0.64	0.56	0.41	-	0.65	0.57	0.42	-	0.68	0.60	0.45	-	1.00	0.62	0.47	-	1.00	0.64	0.49	-	1.00	0.70	0.55	-
	ΔT	20	18	14	-	20	18	14	-	20	18	15	-	20	18	14	-	19	18	14	-	20	19	15	-
	kW	0.60	0.60	0.60	-	0.68	0.68	0.68	-	0.77	0.77	0.77	-	0.87	0.87	0.87	-	0.98	0.98	0.98	-	1.11	1.11	1.11	-
	Amps	2.3	2.3	2.3	-	2.7	2.7	2.7	-	3.1	3.1	3.1	-	3.5	3.5	3.5	-	4.0	4.0	4.0	-	4.5	4.5	4.5	-
	Hi/PR	239	240	241	-	276	277	279	-	316	317	319	-	358	359	361	-	404	405	407	-	453	454	456	-
Lo/PR	127	128	131	-	134	136	139	-	141	143	146	-	147	148	152	-	152	154	157	-	159	161	164	-	
<b>70 480</b>	MBh	12.7	12.8	13.2	-	12.6	12.7	13.1	-	12.2	12.4	12.8	-	11.7	11.8	12.2	-	11.0	11.2	11.5	-	10.4	10.5	10.9	-
	S/T	0.72	0.64	0.49	-	0.73	0.65	0.50	-	1.00	0.68	0.53	-	1.00	0.70	0.55	-	1.00	0.72	0.57	-	1.00	0.78	0.63	-
	ΔT	18	17	13	-	18	16	13	-	19	17	13	-	18	16	13	-	18	16	13	-	19	17	14	-
	kW	0.61	0.61	0.61	-	0.69	0.69	0.69	-	0.78	0.78	0.78	-	0.88	0.88	0.87	-	0.98	0.98	0.98	-	1.11	1.11	1.11	-
	Amps	2.3	2.3	2.3	-	2.7	2.7	2.7	-	3.1	3.1	3.1	-	3.5	3.5	3.5	-	4.0	4.0	4.0	-	4.5	4.5	4.5	-
	Hi/PR	241	242	244	-	279	280	281	-	318	319	321	-	361	362	363	-	407	408	409	-	456	457	458	-
Lo/PR	129	130	134	-	136	138	141	-	143	145	148	-	149	151	154	-	155	156	159	-	162	163	166	-	
<b>550</b>	MBh	12.9	13.1	13.5	-	12.8	13.0	13.3	-	12.5	12.6	13.0	-	11.9	12.1	12.5	-	11.2	11.4	11.8	-	10.6	10.8	11.1	-
	S/T	0.76	0.68	0.53	-	0.77	0.69	0.54	-	1.00	0.72	0.57	-	1.00	0.74	0.59	-	1.00	0.76	0.61	-	1.00	1.00	0.67	-
	ΔT	17	15	12	-	17	15	12	-	17	16	12	-	17	15	12	-	17	15	12	-	18	16	13	-
	kW	0.61	0.61	0.61	-	0.69	0.69	0.69	-	0.78	0.78	0.78	-	0.88	0.88	0.88	-	0.99	0.99	0.99	-	1.12	1.12	1.11	-
	Amps	2.4	2.4	2.4	-	2.7	2.7	2.7	-	3.1	3.1	3.1	-	3.5	3.5	3.5	-	4.0	4.0	4.0	-	4.6	4.5	4.5	-
	Hi/PR	243	244	246	-	281	282	284	-	321	322	323	-	363	364	366	-	409	410	412	-	458	459	461	-
Lo/PR	131	133	136	-	139	140	144	-	146	147	150	-	151	153	156	-	157	159	162	-	164	166	169	-	

<b>410</b>	MBh	12.5	12.7	13.0	13.6	12.4	12.6	12.9	13.5	12.1	12.2	12.6	13.2	11.5	11.7	12.0	12.6	10.8	11.0	11.4	11.9	10.2	10.4	10.7	11.3	
	S/T	0.79	0.70	0.56	0.40	1.00	0.71	0.56	0.41	1.00	0.74	0.59	0.43	1.00	0.76	0.61	0.45	1.00	0.78	0.63	0.48	1.00	1.00	0.69	0.53	
	ΔT	24	22	18	15	24	22	18	15	24	22	19	15	23	22	18	15	23	21	18	15	24	23	19	16	
	kW	0.60	0.60	0.60	0.61	0.68	0.68	0.68	0.69	0.69	0.77	0.77	0.78	0.78	0.87	0.87	0.87	0.87	0.98	0.98	0.98	0.98	1.11	1.11	1.10	1.11
	Amps	2.3	2.3	2.3	2.3	2.7	2.7	2.7	2.7	2.7	3.1	3.1	3.1	3.1	3.5	3.5	3.5	3.5	4.0	4.0	4.0	4.0	4.5	4.5	4.5	4.5
	Hi/PR	239	240	242	246	277	278	279	283	283	316	317	319	323	359	360	361	365	404	405	407	411	453	454	456	460
Lo/PR	127	128	131	137	134	136	139	145	145	141	143	146	151	147	148	152	157	152	154	157	163	159	161	164	170	
<b>75 480</b>	MBh	12.7	12.9	13.2	13.8	12.6	12.7	13.1	13.7	12.2	12.4	12.8	13.4	11.7	11.9	12.2	12.8	11.0	11.2	11.5	12.1	10.4	10.5	10.9	11.5	
	S/T	0.86	0.78	0.63	0.48	1.00	0.79	0.64	0.49	1.00	0.82	0.67	0.51	1.00	0.84	0.69	0.53	1.00	1.00	0.71	0.56	1.00	1.00	0.77	0.61	
	ΔT	22	20	17	14	22	20	17	14	22	21	17	14	22	20	17	14	22	20	17	13	23	21	18	14	
	kW	0.61	0.61	0.61	0.61	0.69	0.69	0.69	0.69	0.69	0.78	0.78	0.78	0.78	0.88	0.87	0.88	0.88	0.98	0.98	0.98	0.99	1.11	1.11	1.11	1.12
	Amps	2.3	2.3	2.3	2.4	2.7	2.7	2.7	2.7	2.7	3.1	3.1	3.1	3.1	3.5	3.5	3.5	3.5	4.0	4.0	4.0	4.0	4.5	4.5	4.5	4.6
	Hi/PR	241	242	244	248	279	280	282	286	286	318	319	321	325	361	362	364	368	407	408	410	414	456	457	458	463
Lo/PR	129	130	134	139	136	138	141	147	147	143	145	148	153	149	151	154	159	155	156	159	165	162	163	166	172	
<b>550</b>	MBh	12.9	13.1	13.5	14.0	12.8	13.0	13.4	13.9	12.5	12.7	13.0	13.6	11.9	12.1	12.5	13.0	11.2	11.4	11.8	12.3	10.6	10.8	11.2	11.7	
	S/T	0.91	0.82	0.67	0.52	1.00	0.83	0.68	0.53	1.00	0.86	0.71	0.55	1.00	0.88	0.73	0.57	1.00	1.00	0.75	0.60	1.00	1.00	0.81	0.65	
	ΔT	21	19	16	13	21	19	16	13	21	20	16	13	21	19	16	13	21	19	16	12	22	20	17	13	
	kW	0.61	0.61	0.61	0.62	0.69	0.69	0.69	0.70	0.78	0.78	0.78	0.79	0.88	0.88	0.88	0.88	0.99	0.99	0.99	0.99	1.12	1.12	1.11	1.12	
	Amps	2.4	2.4	2.4	2.4	2.7	2.7	2.7	2.7	2.7	3.1	3.1	3.1	3.1	3.5	3.5	3.5	3.5	4.0	4.0	4.0	4.0	4.5	4.5	4.5	4.6
	Hi/PR	244	245	246	250	281	282	284	288	288	321	322	323	328	363	364	366	370	409	410	412	416	458	459	461	465
Lo/PR	131	133	136	141	139	141	144	149	149	146	147	150	156	151	153	156	162	157	159	162	167	164	166	169	174	

IDB = Entering Indoor Dry Bulb Temperature  
 High and low pressures are measured at the liquid and suction service valves.  
 Shaded area is ACCA (TV) conditions  
 kW = Total system power  
 Amps = outdoor unit amps (comp.-fan)

IDB	AIRFLOW	OUTDOOR AMBIENT TEMPERATURE																							
		65°F				75°F				85°F				95°F				105°F				115°F			
		59	63	67	71	59	63	67	71	59	63	67	71	59	63	67	71	59	63	67	71	59	63	67	71
<b>410</b>	MBh	12.6	12.7	13.1	13.7	12.4	12.6	13.0	13.6	12.1	12.3	12.7	13.2	11.6	11.7	12.1	12.7	10.9	11.0	11.4	12.0	10.2	10.4	10.8	11.4
	S/T	1.00	0.84	0.69	0.54	1.00	0.85	0.70	0.54	1.00	0.87	0.73	0.57	1.00	1.00	0.75	0.59	1.00	1.00	0.77	0.62	1.00	1.00	0.83	0.67
	ΔT	28	26	22	19	27	26	22	19	28	26	23	19	27	26	22	19	27	25	22	19	28	27	23	20
	kW	0.60	0.60	0.60	0.61	0.68	0.68	0.68	0.69	0.77	0.77	0.77	0.78	0.87	0.87	0.87	0.88	0.98	0.98	0.98	0.98	1.11	1.11	1.11	1.11
	Amps	2.3	2.3	2.3	2.3	2.7	2.7	2.7	2.7	3.1	3.1	3.1	3.1	3.5	3.5	3.5	3.5	4.0	4.0	4.0	4.0	4.5	4.5	4.5	4.5
	Hi-PR	239	240	242	246	277	278	280	284	316	318	319	323	359	360	362	366	405	406	408	412	454	455	457	461
Lo-PR	127	129	132	137	135	136	140	145	142	143	146	152	147	149	152	158	153	155	158	163	160	162	165	170	
<b>80</b>	MBh	12.7	12.9	13.3	13.9	12.6	12.8	13.2	13.8	12.3	12.5	12.9	13.4	11.7	11.9	12.3	12.9	11.1	11.2	11.6	12.2	10.4	10.6	11.0	11.6
	S/T	1.00	0.92	0.77	0.62	1.00	0.93	0.78	0.62	1.00	1.00	0.80	0.65	1.00	1.00	0.83	0.67	1.00	1.00	0.85	0.69	1.00	1.00	0.91	0.75
	ΔT	26	24	21	18	26	24	21	18	26	25	21	18	26	24	21	18	26	24	21	17	27	25	22	18
	kW	0.61	0.61	0.61	0.61	0.69	0.69	0.69	0.69	0.78	0.78	0.78	0.78	0.88	0.88	0.87	0.88	0.98	0.98	0.98	0.99	1.11	1.11	1.11	1.12
	Amps	2.3	2.3	2.3	2.4	2.7	2.7	2.7	2.7	3.1	3.1	3.1	3.1	3.5	3.5	3.5	3.5	4.0	4.0	4.0	4.0	4.5	4.5	4.5	4.6
	Hi-PR	242	243	244	249	279	280	282	286	319	320	322	326	361	362	364	368	407	408	410	414	456	457	459	463
Lo-PR	129	131	134	140	137	139	142	147	144	145	149	154	150	151	154	160	155	157	160	165	162	164	167	172	
<b>550</b>	MBh	13.0	13.2	13.5	14.1	12.9	13.0	13.4	14.0	12.5	12.7	13.1	13.7	12.0	12.2	12.5	13.1	11.3	11.5	11.8	12.4	10.7	10.8	11.2	11.8
	S/T	1.00	0.96	0.81	0.66	1.00	0.97	0.82	0.66	1.00	1.00	0.85	0.69	1.00	1.00	0.87	0.71	1.00	1.00	0.89	0.74	1.00	1.00	1.00	0.79
	ΔT	25	23	20	17	25	23	20	17	25	24	20	17	25	23	20	17	25	23	20	16	26	24	21	17
	kW	0.61	0.61	0.61	0.62	0.69	0.69	0.69	0.70	0.78	0.78	0.78	0.79	0.88	0.88	0.88	0.88	0.99	0.99	0.99	0.99	1.12	1.12	1.11	1.12
	Amps	2.4	2.4	2.4	2.4	2.7	2.7	2.7	2.7	3.1	3.1	3.1	3.1	3.5	3.5	3.5	3.5	4.0	4.0	4.0	4.0	4.6	4.5	4.5	4.6
	Hi-PR	244	245	247	251	282	283	284	289	321	322	324	328	364	365	366	371	410	411	412	416	459	460	461	465
Lo-PR	132	133	137	142	139	141	144	150	146	148	151	156	152	154	157	162	158	159	162	168	165	166	169	175	

<b>410</b>	MBh	12.8	12.9	13.3	13.9	12.7	12.8	13.2	13.8	12.3	12.5	12.9	13.4	11.8	11.9	12.3	12.9	11.1	11.3	11.6	12.2	10.5	10.6	11.0	11.6
	S/T	1.00	0.95	0.80	0.65	1.00	1.00	0.81	0.65	1.00	1.00	0.84	0.68	1.00	1.00	0.86	0.70	1.00	1.00	0.90	0.73	1.00	1.00	1.00	0.78
	ΔT	31	29	26	22	31	29	26	22	31	29	26	23	31	29	26	22	31	29	26	22	32	30	27	23
	kW	0.61	0.60	0.60	0.61	0.69	0.68	0.68	0.69	0.78	0.77	0.77	0.78	0.87	0.87	0.87	0.88	0.98	0.98	0.98	0.99	1.11	1.11	1.11	1.11
	Amps	2.3	2.3	2.3	2.3	2.7	2.7	2.7	2.7	3.1	3.1	3.1	3.1	3.5	3.5	3.5	3.5	4.0	4.0	4.0	4.0	4.5	4.5	4.5	4.5
	Hi-PR	240	241	243	247	278	279	281	285	318	319	320	324	360	361	363	367	406	407	409	413	455	456	458	462
Lo-PR	129	131	134	139	137	138	142	147	144	145	148	154	149	151	154	159	155	156	160	165	162	163	167	172	
<b>85</b>	MBh	13.0	13.1	13.5	14.1	12.8	13.0	13.4	14.0	12.5	12.7	13.1	13.6	12.0	12.1	12.5	13.1	11.3	11.4	11.8	12.4	10.6	10.8	11.2	11.8
	S/T	1.00	1.00	0.88	0.73	1.00	1.00	0.89	0.73	1.00	1.00	0.91	0.76	1.00	1.00	0.94	0.78	1.00	1.00	0.90	0.80	1.00	1.00	1.00	0.86
	ΔT	30	28	25	21	30	28	25	21	30	28	25	21	30	28	25	21	29	28	24	21	31	29	25	22
	kW	0.61	0.61	0.61	0.61	0.69	0.69	0.69	0.69	0.78	0.78	0.78	0.78	0.88	0.88	0.88	0.88	0.99	0.99	0.98	0.99	1.11	1.11	1.11	1.12
	Amps	2.4	2.3	2.3	2.4	2.7	2.7	2.7	2.7	3.1	3.1	3.1	3.1	3.5	3.5	3.5	3.5	4.0	4.0	4.0	4.0	4.5	4.5	4.5	4.6
	Hi-PR	243	244	245	250	280	282	283	287	320	321	323	327	363	364	365	369	408	409	411	415	457	458	460	464
Lo-PR	131	133	136	141	139	141	144	149	146	147	151	156	151	153	156	162	157	159	162	167	164	166	169	174	
<b>550</b>	MBh	13.2	13.4	13.7	14.3	13.1	13.3	13.6	14.2	12.8	12.9	13.3	13.9	12.2	12.4	12.7	13.3	11.5	11.7	12.1	12.6	10.9	11.1	11.4	12.0
	S/T	1.00	1.00	0.92	0.77	1.00	1.00	0.93	0.77	1.00	1.00	0.96	0.80	1.00	1.00	1.00	0.82	1.00	1.00	1.00	0.85	1.00	1.00	1.00	0.90
	ΔT	29	27	24	20	29	27	24	20	29	27	24	20	29	27	24	20	28	27	23	20	30	28	24	21
	kW	0.61	0.61	0.61	0.62	0.69	0.69	0.69	0.70	0.78	0.78	0.78	0.79	0.88	0.88	0.88	0.89	0.99	0.99	0.99	0.99	1.12	1.12	1.12	1.12
	Amps	2.4	2.4	2.4	2.4	2.7	2.7	2.7	2.7	3.1	3.1	3.1	3.1	3.5	3.5	3.5	3.6	4.0	4.0	4.0	4.0	4.6	4.6	4.6	4.6
	Hi-PR	245	246	248	252	283	284	285	290	322	323	325	329	365	366	368	372	411	412	413	418	460	461	462	467
Lo-PR	134	135	138	144	141	143	146	152	148	150	153	158	154	155	159	164	159	161	164	170	167	168	171	177	

IDB = Entering Indoor Dry Bulb Temperature  
 High and low pressures are measured at the liquid and suction service valves.  
 Shaded area is AHRI conditions  
 kW = Total system power  
 Amps = outdoor unit amps (comp.+fan)

IDB	OUTDOOR AMBIENT TEMPERATURE												ENTERING INDOOR WET BULB TEMPERATURE												
	65°F				75°F				85°F				95°F				105°F				115°F				
	59	63	67	71	59	63	67	71	59	63	67	71	59	63	67	71	59	63	67	71	59	63	67	71	
<b>670</b>	MBh	23.1	23.5	24.2	-	22.9	23.3	24.0	-	22.3	22.7	23.3	-	21.3	21.6	22.3	-	20.0	20.3	21.0	-	18.8	19.2	19.9	-
	S/T	0.62	0.54	0.40	-	0.63	0.55	0.40	-	0.65	0.57	0.43	-	0.67	0.59	0.45	-	1.00	0.62	0.47	-	1.00	0.67	0.53	-
	ΔT	20	18	15	-	20	18	15	-	21	19	15	-	20	18	15	-	20	18	15	-	21	19	16	-
	kW	1.39	1.39	1.38	-	1.58	1.57	1.57	-	1.78	1.78	1.78	-	2.01	2.01	2.01	-	2.26	2.26	2.26	-	2.56	2.56	2.55	-
	Amps	5.3	5.2	5.2	-	6.1	6.1	6.0	-	7.0	7.0	7.0	-	8.0	7.9	7.9	-	9.1	9.0	9.0	-	10.3	10.3	10.3	-
	Hi/PR	267	268	270	-	310	311	313	-	354	355	357	-	401	403	405	-	453	454	456	-	508	509	511	-
Lo/PR	119	121	124	-	126	128	131	-	133	134	137	-	138	140	143	-	143	145	148	-	150	152	155	-	
<b>70 790</b>	MBh	23.5	23.8	24.5	-	23.3	23.6	24.3	-	22.7	23.0	23.7	-	21.6	22.0	22.7	-	20.4	20.7	21.4	-	19.2	19.5	20.2	-
	S/T	0.70	0.62	0.48	-	0.71	0.63	0.48	-	0.73	0.65	0.51	-	0.75	0.67	0.53	-	1.00	0.70	0.55	-	1.00	0.75	0.61	-
	ΔT	19	17	14	-	19	17	14	-	19	17	14	-	19	17	14	-	19	17	13	-	20	18	14	-
	kW	1.40	1.40	1.40	-	1.59	1.59	1.58	-	1.80	1.80	1.79	-	2.02	2.02	2.02	-	2.28	2.27	2.27	-	2.57	2.57	2.57	-
	Amps	5.3	5.3	5.3	-	6.1	6.1	6.1	-	7.0	7.0	7.0	-	8.0	8.0	8.0	-	9.1	9.1	9.1	-	10.4	10.4	10.4	-
	Hi/PR	270	271	273	-	312	314	315	-	357	358	360	-	404	405	407	-	456	457	459	-	511	512	514	-
Lo/PR	121	123	126	-	129	130	133	-	135	136	139	-	140	142	145	-	146	147	150	-	152	154	157	-	
<b>910</b>	MBh	24.0	24.3	25.0	-	23.7	24.1	24.8	-	23.1	23.5	24.2	-	22.1	22.4	23.1	-	20.8	21.2	21.8	-	19.7	20.0	20.7	-
	S/T	0.74	0.66	0.52	-	0.75	0.67	0.52	-	0.77	0.69	0.55	-	0.79	0.71	0.57	-	1.00	0.74	0.59	-	1.00	0.79	0.65	-
	ΔT	18	16	12	-	18	16	12	-	18	16	13	-	18	16	12	-	17	16	12	-	19	17	13	-
	kW	1.41	1.41	1.41	-	1.60	1.60	1.59	-	1.81	1.81	1.80	-	2.03	2.03	2.03	-	2.28	2.28	2.28	-	2.58	2.58	2.58	-
	Amps	5.3	5.3	5.3	-	6.2	6.2	6.1	-	7.1	7.1	7.0	-	8.1	8.0	8.0	-	9.1	9.1	9.1	-	10.4	10.4	10.4	-
	Hi/PR	273	274	276	-	315	316	318	-	359	360	362	-	407	408	410	-	458	460	461	-	513	514	516	-
Lo/PR	124	125	128	-	131	132	135	-	137	139	142	-	143	144	147	-	148	149	152	-	155	156	159	-	
<b>670</b>	MBh	23.2	23.5	24.2	25.2	22.9	23.3	24.0	25.0	22.7	23.0	23.7	24.4	21.3	21.6	22.3	23.4	20.0	20.3	21.0	22.1	18.9	19.2	19.9	20.9
	S/T	0.76	0.68	0.53	0.38	0.76	0.68	0.54	0.39	0.79	0.71	0.57	0.42	1.00	0.73	0.59	0.44	1.00	0.75	0.61	0.46	1.00	0.81	0.66	0.51
	ΔT	24	23	19	15	24	22	19	15	25	23	19	16	24	22	19	15	24	22	19	15	25	23	20	16
	kW	1.39	1.39	1.38	1.40	1.58	1.57	1.57	1.58	1.78	1.78	1.78	1.79	2.01	2.01	2.00	2.02	2.26	2.26	2.26	2.27	2.56	2.56	2.55	2.57
	Amps	5.2	5.2	5.2	5.3	6.1	6.1	6.0	6.1	7.0	7.0	6.9	7.0	7.9	7.9	7.9	8.0	9.0	9.0	9.0	9.1	10.3	10.3	10.3	10.4
	Hi/PR	268	269	271	275	310	311	313	318	354	355	357	362	402	403	405	409	453	454	456	461	508	509	511	516
Lo/PR	119	121	124	129	126	128	131	136	133	134	137	142	138	140	143	148	143	145	148	153	150	152	155	160	
<b>75 790</b>	MBh	23.5	23.8	24.5	25.6	23.3	23.6	24.3	25.4	22.7	23.0	23.7	24.8	21.7	<b>22.0</b>	22.7	23.7	20.4	20.7	21.4	22.5	19.2	19.6	20.2	21.3
	S/T	0.84	0.76	0.61	0.46	0.84	0.76	0.62	0.47	1.00	0.79	0.65	0.50	1.00	<b>0.81</b>	0.67	0.52	1.00	0.83	0.69	0.54	1.00	0.89	0.74	0.59
	ΔT	23	21	18	14	23	21	18	14	23	21	18	14	23	<b>21</b>	18	14	23	21	17	14	24	22	19	15
	kW	1.40	1.40	1.40	1.41	1.59	1.59	1.58	1.60	1.80	1.79	1.79	1.81	2.02	<b>2.02</b>	2.02	2.03	2.27	2.27	2.27	2.28	2.57	2.57	2.57	2.58
	Amps	5.3	5.3	5.3	5.3	6.1	6.1	6.1	6.2	7.0	7.0	7.0	7.1	8.0	<b>8.0</b>	8.0	8.0	9.1	9.1	9.1	9.1	10.4	10.4	10.4	10.4
	Hi/PR	270	271	273	278	313	314	316	320	357	358	360	365	405	<b>406</b>	408	412	456	457	459	464	511	512	514	518
Lo/PR	121	123	126	131	129	130	133	138	135	136	139	145	140	<b>142</b>	145	150	146	147	150	155	152	154	157	162	
<b>910</b>	MBh	24.0	24.3	25.0	26.0	23.8	24.1	24.8	25.8	23.2	23.5	24.2	25.2	22.1	22.4	23.1	24.2	20.8	21.2	21.9	22.9	19.7	20.0	20.7	21.8
	S/T	0.88	0.80	0.65	0.50	0.88	0.80	0.66	0.51	1.00	0.83	0.69	0.54	1.00	0.85	0.71	0.56	1.00	0.87	0.73	0.58	1.00	1.00	0.78	0.63
	ΔT	22	20	17	13	22	20	16	13	22	20	17	13	22	20	16	13	22	20	16	13	23	21	17	14
	kW	1.41	1.41	1.41	1.42	1.60	1.60	1.59	1.61	1.81	1.80	1.80	1.82	2.03	2.03	2.03	2.04	2.28	2.28	2.28	2.29	2.58	2.58	2.57	2.59
	Amps	5.3	5.3	5.3	5.4	6.2	6.1	6.1	6.2	7.1	7.1	7.0	7.1	8.0	8.0	8.0	8.1	9.1	9.1	9.1	9.1	10.4	10.4	10.4	10.5
	Hi/PR	273	274	276	281	315	316	318	323	360	361	363	367	407	408	410	415	459	460	462	466	513	515	517	521
Lo/PR	124	125	128	133	131	132	135	141	137	139	142	147	143	144	147	152	148	149	153	158	155	156	159	164	

Shaded area is ACCA (TVA) conditions  
 kW = Total system power  
 Amps = outdoor unit amps (comp.-fan)  
 IDB = Entering indoor Dry Bulb Temperature  
 High and low pressures are measured at the liquid and suction service valves.



IDB	AIRFLOW	OUTDOOR AMBIENT TEMPERATURE												ENTERING INDOOR WET BULB TEMPERATURE											
		65°F				75°F				85°F				95°F				105°F				115°F			
		59	63	67	71	59	63	67	71	59	63	67	71	59	63	67	71	59	63	67	71	59	63	67	71
<b>670</b>	MBh	23.3	23.6	24.3	25.4	23.1	23.4	24.1	25.1	22.5	22.8	23.5	24.5	21.4	21.7	22.4	23.5	20.1	20.5	21.2	22.2	19.0	19.3	20.0	21.1
	S/T	0.89	0.81	0.66	0.51	1.00	0.81	0.67	0.52	1.00	0.84	0.70	0.55	1.00	0.86	0.72	0.57	1.00	1.00	0.74	0.59	1.00	1.00	0.80	0.65
	ΔT	28	27	23	20	28	27	23	20	29	27	23	20	28	27	23	20	28	26	23	19	29	27	24	20
	kW	1.39	1.39	1.38	1.40	1.58	1.57	1.57	1.59	1.78	1.78	1.78	1.79	2.01	2.01	2.01	2.02	2.26	2.26	2.26	2.27	2.56	2.56	2.55	2.57
	Amps	5.3	5.2	5.2	5.3	6.1	6.1	6.0	6.1	7.0	7.0	7.0	7.0	8.0	7.9	7.9	8.0	9.1	9.0	9.0	9.1	10.3	10.3	10.3	10.4
	Hi/PR	268	269	271	276	310	311	313	318	355	356	358	362	402	403	405	410	454	455	457	461	508	510	512	516
Lo/PR	120	121	124	129	127	128	131	137	133	135	138	143	139	140	143	148	144	145	149	154	151	152	155	160	
<b>80</b>	MBh	23.6	24.0	24.7	25.7	23.4	23.8	24.4	25.5	22.8	23.1	23.8	24.9	21.8	22.1	22.8	23.9	20.5	20.8	21.5	22.6	19.3	19.7	20.4	21.4
	S/T	0.97	0.89	0.75	0.60	1.00	0.90	0.75	0.60	1.00	0.92	0.78	0.63	1.00	0.94	0.80	0.65	1.00	1.00	0.82	0.67	1.00	1.00	0.88	0.73
	ΔT	27	25	22	18	27	25	22	18	27	25	22	18	27	25	22	18	27	25	21	18	28	26	23	19
	kW	1.40	1.40	1.40	1.41	1.59	1.59	1.58	1.60	1.80	1.80	1.79	1.81	2.02	2.02	2.02	2.03	2.27	2.27	2.27	2.28	2.57	2.57	2.57	2.58
	Amps	5.3	5.3	5.3	5.3	6.1	6.1	6.1	6.2	7.0	7.0	7.0	7.1	8.0	8.0	8.0	8.0	9.1	9.1	9.1	9.1	10.4	10.4	10.4	10.4
	Hi/PR	271	272	274	279	313	314	316	321	357	359	360	365	405	406	408	413	456	458	459	464	511	512	514	519
Lo/PR	122	123	126	131	129	131	134	139	135	137	140	145	141	142	145	150	146	148	151	156	153	154	157	162	
<b>910</b>	MBh	24.1	24.4	25.1	26.2	23.9	24.2	24.9	26.0	23.3	23.6	24.3	25.4	22.2	22.6	23.3	24.3	21.0	21.3	22.0	23.0	19.8	20.1	20.8	21.9
	S/T	1.00	0.93	0.79	0.64	1.00	0.94	0.79	0.64	1.00	0.96	0.82	0.67	1.00	0.98	0.84	0.69	1.00	1.00	0.86	0.71	1.00	1.00	0.92	0.77
	ΔT	26	24	21	17	26	24	21	17	26	24	21	17	26	24	21	17	26	24	20	17	27	25	21	18
	kW	1.41	1.41	1.41	1.42	1.60	1.60	1.59	1.61	1.81	1.80	1.80	1.82	2.03	2.03	2.03	2.04	2.28	2.28	2.28	2.29	2.58	2.58	2.58	2.59
	Amps	5.3	5.3	5.3	5.4	6.2	6.2	6.1	6.2	7.1	7.1	7.0	7.1	8.0	8.0	8.0	8.1	9.1	9.1	9.1	9.2	10.4	10.4	10.4	10.5
	Hi/PR	273	275	277	281	316	317	319	323	360	361	363	368	408	409	411	415	459	460	462	467	514	515	517	522
Lo/PR	124	126	129	134	131	133	136	141	138	139	142	147	143	145	148	153	149	150	153	158	155	157	160	165	
<b>670</b>	MBh	23.7	24.0	24.7	25.7	23.5	23.8	24.5	25.5	22.8	23.2	23.9	24.9	21.8	22.1	22.8	23.9	20.5	20.9	21.6	22.6	19.4	19.7	20.4	21.4
	S/T	1.00	0.91	0.77	0.62	1.00	0.92	0.78	0.63	1.00	1.00	0.80	0.65	1.00	1.00	0.82	0.67	1.00	1.00	0.85	0.70	1.00	1.00	0.90	0.75
	ΔT	32	30	27	23	32	30	27	23	32	30	27	23	32	30	27	23	32	30	26	23	33	31	28	24
	kW	1.39	1.39	1.39	1.40	1.58	1.58	1.57	1.59	1.79	1.79	1.78	1.80	2.01	2.01	2.01	2.02	2.27	2.26	2.26	2.28	2.56	2.56	2.56	2.57
	Amps	5.3	5.3	5.2	5.3	6.1	6.1	6.1	6.1	7.0	7.0	7.0	7.0	8.0	8.0	7.9	8.0	9.1	9.1	9.0	9.1	10.4	10.3	10.3	10.4
	Hi/PR	269	270	272	277	312	313	315	319	356	357	359	364	403	405	407	411	455	456	458	463	510	511	513	517
Lo/PR	121	123	126	131	129	130	133	138	135	137	140	145	141	142	145	150	146	147	150	155	152	154	157	162	
<b>85</b>	MBh	24.0	24.4	25.0	26.1	23.8	24.1	24.8	25.9	23.2	23.5	24.2	25.3	22.2	22.5	23.2	24.2	20.9	21.2	21.9	23.0	19.7	20.1	20.8	21.8
	S/T	1.00	1.00	0.85	0.70	1.00	1.00	0.86	0.71	1.00	1.00	0.89	0.73	1.00	1.00	0.91	0.76	1.00	1.00	0.93	0.78	1.00	1.00	1.00	0.83
	ΔT	31	29	25	22	31	29	25	22	31	29	26	22	31	29	25	22	30	29	25	22	32	30	26	23
	kW	1.40	1.40	1.40	1.41	1.59	1.59	1.59	1.60	1.80	1.80	1.80	1.81	2.03	2.02	2.02	2.04	2.28	2.28	2.27	2.29	2.57	2.57	2.57	2.58
	Amps	5.3	5.3	5.3	5.4	6.1	6.1	6.1	6.2	7.0	7.0	7.0	7.1	8.0	8.0	8.0	8.1	9.1	9.1	9.1	9.2	10.4	10.4	10.4	10.4
	Hi/PR	272	273	275	280	314	315	317	322	359	360	362	366	406	407	409	414	458	459	461	465	513	514	516	520
Lo/PR	124	125	128	133	131	132	135	140	137	139	142	147	143	144	147	152	148	149	152	158	155	156	159	164	
<b>910</b>	MBh	24.5	24.8	25.5	26.6	24.3	24.6	25.3	26.4	23.7	24.0	24.7	25.7	22.6	23.0	23.6	24.7	21.4	21.7	22.4	23.4	20.2	20.5	21.2	22.3
	S/T	1.00	1.00	0.89	0.74	1.00	1.00	0.90	0.75	1.00	1.00	0.93	0.78	1.00	1.00	0.95	0.80	1.00	1.00	0.97	0.82	1.00	1.00	1.00	0.87
	ΔT	30	28	24	21	30	28	24	21	30	28	24	21	30	28	24	21	29	27	24	20	30	29	25	22
	kW	1.41	1.41	1.41	1.42	1.60	1.60	1.60	1.61	1.81	1.81	1.81	1.82	2.04	2.03	2.03	2.05	2.29	2.29	2.28	2.30	2.58	2.58	2.58	2.59
	Amps	5.4	5.4	5.3	5.4	6.2	6.2	6.2	6.2	7.1	7.1	7.1	7.1	8.1	8.1	8.0	8.1	9.2	9.2	9.1	9.2	10.4	10.4	10.4	10.5
	Hi/PR	275	276	278	282	317	318	320	325	361	362	364	369	409	410	412	417	460	462	463	468	515	516	518	523
Lo/PR	126	127	131	136	133	135	138	143	140	141	144	149	145	147	150	155	150	152	155	160	157	158	161	167	

IDB = Entering Indoor Dry Bulb Temperature  
 High and low pressures are measured at the liquid and suction service valves.  
 Shaded area is AHRI conditions  
 kW = Total system power  
 Amps = outdoor unit amps (comp.+fan)

IDB	AIRFLOW	OUTDOOR AMBIENT TEMPERATURE																							
		65°F				75°F				85°F				95°F				105°F				115°F			
		59	63	67	71	59	63	67	71	59	63	67	71	59	63	67	71	59	63	67	71	59	63	67	71
550	MBh	16.6	16.9	17.4	-	16.5	16.7	17.2	-	16.0	16.3	16.8	-	15.3	15.5	16.0	-	14.4	14.6	15.1	-	13.5	13.8	14.3	-
	S/T	0.64	0.55	0.41	-	0.64	0.56	0.41	-	0.67	0.59	0.44	-	0.69	0.61	0.46	-	1.00	0.63	0.49	-	1.00	0.69	0.54	-
	ΔT	20	18	14	-	20	18	14	-	20	18	15	-	20	18	14	-	19	18	14	-	20	19	15	-
	kW	0.87	0.87	0.87	-	0.99	0.99	0.99	-	1.12	1.12	1.12	-	1.26	1.26	1.26	-	1.42	1.42	1.42	-	1.61	1.61	1.61	-
	Amps	3.3	3.3	3.3	-	3.8	3.8	3.8	-	4.4	4.4	4.4	-	5.0	5.0	5.0	-	5.7	5.7	5.7	-	6.5	6.5	6.5	-
	Hi PR	255	257	258	-	296	297	299	-	338	339	341	-	384	385	387	-	433	434	436	-	485	486	488	-
Lo PR	122	124	127	-	130	131	135	-	136	138	141	-	142	144	147	-	147	149	152	-	154	156	159	-	
70	MBh	16.9	17.1	17.6	-	16.7	17.0	17.5	-	16.3	16.5	17.0	-	15.6	15.8	16.3	-	14.6	14.9	15.4	-	13.8	14.0	14.5	-
	S/T	0.72	0.64	0.49	-	0.73	0.64	0.50	-	0.75	0.67	0.52	-	1.00	0.69	0.55	-	1.00	0.72	0.57	-	1.00	0.77	0.63	-
	ΔT	18	16	13	-	18	16	13	-	18	17	13	-	18	16	13	-	18	16	13	-	19	17	14	-
	kW	0.88	0.88	0.88	-	1.00	1.00	1.00	-	1.13	1.13	1.13	-	1.27	1.27	1.27	-	1.43	1.43	1.43	-	1.62	1.62	1.61	-
	Amps	3.3	3.3	3.3	-	3.8	3.8	3.8	-	4.4	4.4	4.4	-	5.0	5.0	5.0	-	5.7	5.7	5.7	-	6.5	6.5	6.5	-
	Hi PR	258	259	261	-	299	300	302	-	341	342	344	-	386	388	389	-	436	437	439	-	488	489	491	-
Lo PR	125	126	129	-	132	134	137	-	139	140	143	-	144	146	149	-	150	151	154	-	156	158	161	-	
750	MBh	17.2	17.5	18.0	-	17.1	17.3	17.8	-	16.6	16.9	17.4	-	15.9	16.1	16.6	-	15.0	15.2	15.7	-	14.1	14.4	14.9	-
	S/T	0.76	0.68	0.53	-	0.77	0.69	0.54	-	0.80	0.71	0.57	-	1.00	0.73	0.59	-	1.00	0.76	0.61	-	1.00	0.81	0.67	-
	ΔT	17	15	12	-	17	15	12	-	17	16	12	-	17	15	12	-	17	15	12	-	18	16	13	-
	kW	0.89	0.89	0.88	-	1.01	1.00	1.00	-	1.14	1.14	1.13	-	1.28	1.28	1.28	-	1.44	1.44	1.43	-	1.62	1.62	1.62	-
	Amps	3.4	3.4	3.4	-	3.9	3.9	3.9	-	4.4	4.4	4.4	-	5.1	5.1	5.1	-	5.8	5.7	5.7	-	6.6	6.6	6.6	-
	Hi PR	261	262	264	-	301	302	304	-	344	345	346	-	389	390	392	-	438	439	441	-	491	492	494	-
Lo PR	127	129	132	-	135	136	139	-	141	143	146	-	147	148	151	-	152	154	157	-	159	160	164	-	

550	MBh	16.6	16.9	17.4	18.1	16.5	16.7	17.2	18.0	16.1	16.3	16.8	17.6	15.3	15.5	16.0	16.8	14.4	14.6	15.1	15.9	13.6	13.8	14.3	15.1
	S/T	0.77	0.69	0.55	0.39	0.78	0.70	0.55	0.40	1.00	0.73	0.58	0.43	1.00	0.75	0.60	0.45	1.00	0.77	0.62	0.47	1.00	0.81	0.68	0.53
	ΔT	24	22	18	15	23	22	18	15	24	22	19	15	23	22	18	15	23	21	18	15	24	23	19	16
	kW	0.87	0.87	0.87	0.88	0.99	0.99	0.99	1.00	1.12	1.12	1.12	1.13	1.26	1.26	1.26	1.27	1.42	1.42	1.42	1.43	1.61	1.61	1.61	1.61
	Amps	3.3	3.3	3.3	3.3	3.8	3.8	3.8	3.8	4.4	4.4	4.4	4.4	5.0	5.0	5.0	5.0	5.7	5.7	5.7	5.7	6.5	6.5	6.5	6.5
	Hi PR	256	257	259	263	296	297	299	303	338	340	341	346	384	385	387	391	433	434	436	441	486	487	489	493
Lo PR	122	124	127	132	130	131	135	140	136	138	141	146	142	144	147	152	147	149	152	157	154	156	159	164	
75	MBh	16.9	17.1	17.6	18.4	16.8	17.0	17.5	18.3	16.3	16.6	17.1	17.8	15.6	15.8	16.3	17.1	14.7	14.9	15.4	16.2	13.8	14.1	14.6	15.3
	S/T	0.86	0.78	0.63	0.48	0.87	0.78	0.64	0.48	1.00	0.81	0.66	0.51	1.00	0.83	0.69	0.53	1.00	0.86	0.71	0.55	1.00	1.00	0.76	0.61
	ΔT	22	20	17	14	22	20	17	14	22	21	17	14	22	20	17	14	22	20	17	13	23	21	18	14
	kW	0.88	0.88	0.88	0.89	1.00	1.00	1.00	1.00	1.13	1.13	1.13	1.14	1.27	1.27	1.27	1.28	1.43	1.43	1.43	1.44	1.62	1.62	1.61	1.62
	Amps	3.3	3.3	3.3	3.4	3.8	3.8	3.8	3.9	4.4	4.4	4.4	4.4	5.0	5.0	5.0	5.1	5.7	5.7	5.7	5.7	6.5	6.5	6.5	6.6
	Hi PR	258	260	261	266	299	300	302	306	341	342	344	349	387	388	390	394	436	437	439	443	488	489	491	496
Lo PR	125	126	129	135	132	134	137	142	139	140	143	149	144	146	149	154	150	151	154	160	156	158	161	166	
750	MBh	17.2	17.5	18.0	18.7	17.1	17.3	17.8	18.6	16.7	16.9	17.4	18.1	15.9	16.1	16.6	17.4	15.0	15.2	15.7	16.5	14.2	14.4	14.9	15.6
	S/T	0.90	0.82	0.67	0.52	1.00	0.83	0.68	0.52	1.00	0.85	0.71	0.55	1.00	0.87	0.73	0.57	1.00	0.90	0.75	0.60	1.00	1.00	0.81	0.65
	ΔT	21	19	16	12	21	19	16	12	21	19	16	13	21	19	16	12	21	19	16	12	22	20	17	13
	kW	0.89	0.89	0.88	0.89	1.00	1.00	1.00	1.01	1.14	1.13	1.13	1.14	1.28	1.28	1.27	1.28	1.44	1.44	1.43	1.44	1.62	1.62	1.62	1.63
	Amps	3.4	3.4	3.3	3.4	3.9	3.9	3.9	3.9	4.4	4.4	4.4	4.5	5.1	5.1	5.0	5.1	5.8	5.7	5.7	5.8	6.6	6.6	6.5	6.6
	Hi PR	261	262	264	268	301	303	304	309	344	345	347	351	389	390	392	397	438	440	441	446	491	492	494	498
Lo PR	127	129	132	137	135	136	139	145	141	143	146	151	147	148	151	157	152	154	157	162	159	160	164	169	

IDB = Entering Indoor Dry Bulb Temperature  
 High and low pressures are measured at the liquid and suction service valves.  
 Shaded area is ACCA (TVA) conditions  
 kW = Total system power  
 Amps = outdoor unit amps (comp.+fan)

IDB	AIRFLOW	Outdoor Ambient Temperature																							
		65°F				75°F				85°F				95°F				105°F				115°F			
		59	63	67	71	59	63	67	71	59	63	67	71	59	63	67	71	59	63	67	71	59	63	67	71
550	MBh	16.7	17.0	17.5	18.2	16.6	16.8	17.3	18.1	16.1	16.4	16.9	17.6	15.4	15.6	16.1	16.9	14.5	14.7	15.2	16.0	13.6	13.9	14.4	15.1
	S/T	1.00	0.83	0.68	0.53	1.00	0.83	0.69	0.53	1.00	0.86	0.72	0.56	1.00	0.88	0.74	0.58	1.00	1.00	0.76	0.61	1.00	1.00	0.82	0.66
	ΔT	27	26	27	19	27	26	22	19	28	26	23	19	27	26	22	19	27	25	22	19	28	27	23	20
	kW	0.87	0.87	0.87	0.88	0.99	0.99	0.99	1.00	1.12	1.12	1.12	1.13	1.26	1.26	1.26	1.27	1.42	1.42	1.42	1.43	1.61	1.61	1.61	1.62
	Amps	3.3	3.3	3.3	3.3	3.8	3.8	3.8	3.8	4.4	4.4	4.4	4.4	5.0	5.0	5.0	5.0	5.7	5.7	5.7	5.7	6.5	6.5	6.5	6.5
80	Hi-PR	256	257	259	264	297	298	300	304	339	340	342	346	384	386	387	392	434	435	437	441	486	487	489	493
	Lo-PR	123	125	128	133	130	132	135	140	137	139	142	147	143	144	147	152	148	150	153	158	155	156	159	165
	MBh	17.0	17.2	17.7	18.5	16.8	17.1	17.6	18.3	16.4	16.6	17.1	17.9	15.7	15.9	16.4	17.2	14.7	15.0	15.5	16.2	13.9	14.1	14.6	15.4
	S/T	1.00	0.91	0.77	0.61	1.00	0.92	0.77	0.62	1.00	0.95	0.80	0.65	1.00	1.00	0.82	0.67	1.00	1.00	0.84	0.69	1.00	1.00	0.90	0.75
	ΔT	26	24	21	18	26	24	21	17	26	25	21	18	26	24	21	17	26	24	21	17	27	25	22	18
750	kW	0.88	0.88	0.88	0.89	1.00	1.00	1.00	1.00	1.13	1.13	1.13	1.14	1.27	1.27	1.27	1.28	1.43	1.43	1.43	1.44	1.62	1.62	1.62	1.62
	Amps	3.3	3.3	3.3	3.4	3.8	3.8	3.8	3.9	4.4	4.4	4.4	4.4	5.0	5.0	5.0	5.1	5.7	5.7	5.7	5.8	6.5	6.5	6.5	6.6
	Hi-PR	259	260	262	266	299	300	302	307	342	343	345	349	387	388	390	395	436	437	439	444	489	490	492	496
	Lo-PR	125	127	130	135	133	134	137	143	139	141	144	149	145	146	149	155	150	152	155	160	157	159	162	167
	MBh	17.3	17.6	18.1	18.8	17.2	17.4	17.9	18.7	16.7	17.0	17.5	18.2	16.0	16.2	16.7	17.5	15.1	15.3	15.8	16.6	14.2	14.5	15.0	15.7

550	MBh	17.0	17.2	17.7	18.5	16.9	17.1	17.6	18.4	16.4	16.7	17.2	17.9	15.7	15.9	16.4	17.2	14.8	15.0	15.5	16.3	13.9	14.2	14.7	15.4
	S/T	1.00	0.94	0.79	0.64	1.00	0.94	0.80	0.64	1.00	1.00	0.82	0.67	1.00	1.00	0.85	0.69	1.00	1.00	0.87	0.72	1.00	1.00	1.00	0.77
	ΔT	31	29	26	22	31	29	26	22	31	29	26	23	31	29	26	22	31	29	26	22	32	30	27	23
	kW	0.88	0.87	0.87	0.88	0.99	0.99	0.99	1.00	1.12	1.12	1.12	1.13	1.27	1.27	1.26	1.27	1.43	1.42	1.42	1.43	1.61	1.61	1.61	1.62
	Amps	3.3	3.3	3.3	3.3	3.8	3.8	3.8	3.9	4.4	4.4	4.4	4.4	5.0	5.0	5.0	5.0	5.7	5.7	5.7	5.7	6.5	6.5	6.5	6.5
85	Hi-PR	257	259	260	265	298	299	301	305	340	341	343	347	386	387	389	393	435	436	438	442	487	488	490	495
	Lo-PR	125	126	130	135	132	134	137	142	139	140	144	149	144	146	149	154	150	151	154	160	157	158	161	167
	MBh	17.3	17.5	18.0	18.8	17.1	17.4	17.9	18.6	16.7	16.9	17.4	18.2	15.9	16.2	16.7	17.4	15.0	15.3	15.8	16.5	14.2	14.4	14.9	15.7
	S/T	1.00	1.00	0.88	0.72	1.00	1.00	0.88	0.73	1.00	1.00	0.91	0.75	1.00	1.00	0.93	0.78	1.00	1.00	0.95	0.80	1.00	1.00	1.00	0.86
	ΔT	30	28	25	21	30	28	24	21	30	28	25	21	30	28	24	21	29	28	24	21	30	29	25	22
750	kW	0.88	0.88	0.88	0.89	1.00	1.00	1.00	1.01	1.13	1.13	1.13	1.14	1.27	1.27	1.27	1.28	1.43	1.43	1.43	1.44	1.62	1.62	1.62	1.63
	Amps	3.3	3.3	3.3	3.4	3.9	3.9	3.9	3.9	4.4	4.4	4.4	4.5	5.0	5.0	5.0	5.1	5.7	5.7	5.7	5.8	6.5	6.5	6.5	6.6
	Hi-PR	260	261	263	267	300	302	303	308	343	344	346	350	388	390	391	396	438	439	440	445	490	491	493	497
	Lo-PR	127	129	132	137	135	136	139	144	141	143	146	151	147	148	151	157	152	154	157	162	159	160	164	169
	MBh	17.6	17.8	18.3	19.1	17.5	17.7	18.2	19.0	17.0	17.3	17.8	18.5	16.3	16.5	17.0	17.8	15.4	15.6	16.1	16.9	14.5	14.8	15.3	16.0

IDB = Entering Indoor Dry Bulb Temperature  
 High and low pressures are measured at the liquid and suction service valves.  
 Shaded area is AHRI conditions  
 kW = Total system power  
 Amps = outdoor unit amps (comp.+fan)

IDB	AIRFLOW	OUTDOOR AMBIENT TEMPERATURE												ENTERING INDOOR WET BULB TEMPERATURE											
		65°F				75°F				85°F				95°F				105°F				115°F			
		59	63	67	71	59	63	67	71	59	63	67	71	59	63	67	71	59	63	67	71	59	63	67	71
<b>860</b>	MBh	28.8	29.2	30.1	-	28.6	29.0	29.8	-	27.8	28.2	29.1	-	26.5	26.9	27.8	-	24.9	25.3	26.2	-	23.5	23.9	24.8	-
	S/T	0.63	0.55	0.40	-	0.64	0.56	0.41	-	0.66	0.58	0.44	-	0.68	0.60	0.46	-	0.71	0.63	0.48	-	1.00	0.68	0.54	-
	ΔT	20	18	15	-	20	18	15	-	20	18	15	-	20	18	15	-	20	18	15	-	21	19	16	-
	kW	1.86	1.86	1.85	-	2.10	2.09	2.09	-	2.36	2.36	2.35	-	2.65	2.64	2.64	-	2.96	2.96	2.96	-	3.34	3.34	3.33	-
	Amps	6.8	6.8	6.8	-	7.8	7.8	7.8	-	9.0	9.0	9.0	-	10.2	10.2	10.2	-	11.6	11.6	11.6	-	13.2	13.2	13.2	-
	Hi PR	279	280	282	-	323	325	326	-	370	371	373	-	419	421	422	-	473	474	476	-	530	531	533	-
Lo PR	119	120	123	-	126	127	130	-	132	134	137	-	138	139	142	-	143	144	147	-	149	151	154	-	
<b>70 1010</b>	MBh	29.3	29.7	30.5	-	29.0	29.4	30.3	-	28.3	28.7	29.5	-	27.0	27.4	28.2	-	25.4	25.8	26.6	-	23.9	24.3	25.2	-
	S/T	0.71	0.63	0.48	-	0.72	0.64	0.49	-	0.74	0.66	0.52	-	0.76	0.68	0.54	-	1.00	0.71	0.56	-	1.00	0.76	0.62	-
	ΔT	19	17	13	-	19	17	13	-	19	17	14	-	19	17	13	-	18	17	13	-	20	18	14	-
	kW	1.87	1.87	1.87	-	2.11	2.11	2.11	-	2.38	2.37	2.37	-	2.66	2.66	2.65	-	2.98	2.98	2.97	-	3.35	3.35	3.35	-
	Amps	6.9	6.9	6.9	-	7.9	7.9	7.9	-	9.1	9.0	9.0	-	10.3	10.3	10.3	-	11.7	11.7	11.7	-	13.3	13.3	13.3	-
	Hi PR	282	283	285	-	326	327	329	-	372	374	376	-	422	423	425	-	476	477	479	-	533	534	536	-
Lo PR	121	122	125	-	128	129	132	-	134	136	139	-	140	141	144	-	145	146	149	-	151	153	156	-	
<b>1160</b>	MBh	29.8	30.2	31.1	-	29.6	30.0	30.8	-	28.8	29.2	30.1	-	27.5	27.9	28.8	-	25.9	26.3	27.2	-	24.5	24.9	25.8	-
	S/T	0.75	0.67	0.52	-	0.76	0.68	0.53	-	0.78	0.70	0.56	-	0.80	0.72	0.58	-	1.00	0.75	0.60	-	1.00	0.80	0.66	-
	ΔT	18	16	12	-	18	16	12	-	18	16	13	-	18	16	12	-	17	15	12	-	18	17	13	-
	kW	1.89	1.89	1.88	-	2.12	2.12	2.12	-	2.39	2.39	2.38	-	2.67	2.67	2.67	-	2.99	2.99	2.99	-	3.37	3.36	3.36	-
	Amps	6.9	6.9	6.9	-	8.0	7.9	7.9	-	9.1	9.1	9.1	-	10.3	10.3	10.3	-	11.7	11.7	11.7	-	13.4	13.4	13.3	-
	Hi PR	285	286	288	-	329	330	332	-	375	376	378	-	425	426	428	-	479	480	482	-	536	537	539	-
Lo PR	123	124	127	-	130	132	135	-	137	138	141	-	142	143	146	-	147	149	152	-	154	155	158	-	
<b>860</b>	MBh	28.8	29.3	30.1	31.4	28.6	29.0	29.9	31.2	27.8	28.2	29.1	30.4	26.5	26.9	27.8	29.1	24.9	25.4	26.2	27.5	23.5	23.9	24.8	26.1
	S/T	0.77	0.69	0.54	0.39	0.77	0.69	0.55	0.40	0.80	0.72	0.58	0.42	1.00	0.74	0.60	0.44	1.00	0.76	0.62	0.47	1.00	0.82	0.67	0.52
	ΔT	24	22	19	15	24	22	19	15	24	22	19	16	24	22	19	15	24	22	19	15	25	23	20	16
	kW	1.86	1.86	1.85	1.87	2.09	2.09	2.09	2.11	2.36	2.36	2.35	2.37	2.64	2.64	2.64	2.66	2.96	2.96	2.96	2.98	3.34	3.34	3.33	3.35
	Amps	6.8	6.8	6.8	6.9	7.8	7.8	7.8	7.9	9.0	9.0	9.0	9.0	10.2	10.2	10.2	10.3	11.6	11.6	11.6	11.7	13.2	13.2	13.2	13.3
	Hi PR	279	281	283	287	324	325	327	332	370	371	373	378	420	421	423	428	473	474	476	481	530	532	534	539
Lo PR	119	120	123	128	126	127	130	135	132	134	137	142	138	139	142	147	143	144	147	152	149	151	154	159	
<b>75 1010</b>	MBh	29.3	29.7	30.6	31.9	29.0	29.4	30.3	31.6	28.3	28.7	29.5	30.9	27.0	27.4	28.3	29.6	25.4	25.8	26.7	28.0	23.9	24.4	25.2	26.5
	S/T	0.85	0.77	0.62	0.47	0.85	0.77	0.63	0.48	1.00	0.80	0.65	0.50	1.00	0.82	0.68	0.52	1.00	0.84	0.70	0.55	1.00	0.90	0.75	0.60
	ΔT	23	21	18	14	23	21	17	14	23	21	18	14	23	21	17	14	22	21	17	14	24	22	18	15
	kW	1.87	1.87	1.87	1.89	2.11	2.11	2.10	2.12	2.37	2.37	2.37	2.39	2.66	2.66	2.65	2.67	2.98	2.98	2.97	2.99	3.35	3.35	3.35	3.36
	Amps	6.9	6.9	6.8	6.9	7.9	7.9	7.9	8.0	9.0	9.0	9.0	9.1	10.3	10.3	10.3	10.3	11.7	11.7	11.6	11.7	13.3	13.3	13.3	13.4
	Hi PR	282	283	285	290	326	328	330	334	373	374	376	381	422	424	426	430	476	477	479	484	533	535	537	541
Lo PR	121	122	125	130	128	129	132	137	134	136	139	144	140	141	144	149	145	146	149	154	151	153	156	161	
<b>1160</b>	MBh	29.8	30.2	31.1	32.4	29.6	30.0	30.9	32.2	28.8	29.2	30.1	31.4	27.5	27.9	28.8	30.1	25.9	26.4	27.2	28.5	24.5	24.9	25.8	27.1
	S/T	0.89	0.81	0.66	0.51	0.89	0.81	0.67	0.52	1.00	0.84	0.70	0.54	1.00	0.86	0.72	0.56	1.00	0.88	0.74	0.59	1.00	1.00	0.79	0.64
	ΔT	22	20	16	13	22	20	16	13	22	20	17	13	22	20	16	13	21	20	16	13	23	21	17	14
	kW	1.89	1.88	1.88	1.90	2.12	2.12	2.12	2.13	2.39	2.38	2.38	2.40	2.67	2.67	2.67	2.68	2.99	2.99	2.98	3.00	3.36	3.36	3.36	3.38
	Amps	6.9	6.9	6.9	7.0	8.0	7.9	7.9	8.0	9.1	9.1	9.1	9.2	10.3	10.3	10.3	10.4	11.7	11.7	11.7	11.8	13.4	13.3	13.3	13.4
	Hi PR	285	286	288	293	329	330	332	337	375	377	379	383	425	426	428	433	479	480	482	487	536	537	539	544
Lo PR	123	124	128	133	130	132	135	140	137	138	141	146	142	143	146	152	147	149	152	157	154	155	158	163	

IDB = Entering Indoor Dry Bulb Temperature  
 High and low pressures are measured at the liquid and suction service valves.  
 Shaded area is ACCA (TVA) conditions  
 kW = Total system power  
 Amps = outdoor unit amps (comp.+fan)

IDB	OUTDOOR AMBIENT TEMPERATURE												ENTERING INDOOR WET BULB TEMPERATURE												
	65°F				75°F				85°F				95°F				105°F				115°F				
	59	63	67	71	59	63	67	71	59	63	67	71	59	63	67	71	59	63	67	71	59	63	67	71	
<b>860</b>	MBh	29.0	29.4	30.3	31.6	28.7	29.1	30.0	31.3	28.0	28.4	29.3	30.6	26.7	27.1	28.0	29.3	25.1	25.5	26.4	27.7	23.7	24.1	24.9	26.2
	S/T	0.90	0.82	0.68	0.52	1.00	0.83	0.68	0.53	1.00	0.85	0.71	0.56	1.00	0.87	0.73	0.58	1.00	0.90	0.75	0.60	1.00	1.00	0.81	0.66
	ΔT	28	26	23	19	28	26	23	19	28	27	23	20	28	26	23	19	28	26	23	19	29	27	24	20
	kW	1.86	1.86	1.85	1.87	2.10	2.09	2.09	2.11	2.36	2.36	2.35	2.37	2.65	2.64	2.64	2.66	2.96	2.96	2.96	2.98	3.34	3.34	3.33	3.35
	Amps	6.8	6.8	6.8	6.9	7.8	7.8	7.8	7.9	9.0	9.0	9.0	9.0	10.2	10.2	10.2	10.3	11.6	11.6	11.6	11.7	13.2	13.2	13.2	13.3
	Hi-PR	280	281	283	288	324	325	327	332	370	371	373	378	420	421	423	428	474	475	477	482	531	532	534	539
Lo-PR	119	121	124	129	126	128	131	136	133	134	137	142	138	140	143	148	143	145	148	153	150	151	154	159	
<b>80 1010</b>	MBh	29.4	29.8	30.7	32.0	29.2	29.6	30.5	31.8	28.4	28.8	29.7	31.0	27.1	27.5	<b>28.4</b>	29.7	25.5	26.0	26.8	28.1	24.1	24.5	25.4	26.7
	S/T	0.98	0.90	0.76	0.60	1.00	0.91	0.76	0.61	1.00	0.93	0.79	0.64	1.00	0.95	<b>0.81</b>	0.66	1.00	1.00	0.83	0.68	1.00	1.00	0.89	0.74
	ΔT	27	25	22	18	27	25	22	18	27	25	22	18	27	25	<b>21</b>	18	27	25	21	18	28	26	22	19
	kW	1.87	1.87	1.87	1.89	2.11	2.11	2.11	2.12	2.37	2.37	2.37	2.39	2.66	2.66	<b>2.65</b>	2.67	2.98	2.98	2.97	2.99	3.35	3.35	3.35	3.37
	Amps	6.9	6.9	6.9	6.9	7.9	7.9	7.9	8.0	9.1	9.0	9.0	9.1	10.3	10.3	<b>10.3</b>	10.3	11.7	11.7	11.7	11.7	13.3	13.3	13.3	13.4
	Hi-PR	283	284	286	291	327	328	330	335	373	374	376	381	423	424	<b>426</b>	431	477	478	480	485	534	535	537	542
Lo-PR	121	123	126	131	128	130	133	138	135	136	139	144	140	142	<b>145</b>	150	145	147	150	155	152	153	156	162	
<b>1160</b>	MBh	30.0	30.4	31.3	32.6	29.7	30.1	31.0	32.3	29.0	29.4	30.2	31.6	27.7	28.1	29.0	30.3	26.1	26.5	27.4	28.7	24.6	25.1	25.9	27.2
	S/T	1.00	0.94	0.80	0.64	1.00	0.95	0.80	0.65	1.00	0.97	0.83	0.68	1.00	0.99	0.85	0.70	1.00	1.00	0.87	0.72	1.00	1.00	0.93	0.78
	ΔT	26	24	20	17	26	24	20	17	26	24	21	17	26	24	20	17	25	24	20	17	27	25	21	18
	kW	1.89	1.88	1.88	1.90	2.12	2.12	2.12	2.14	2.39	2.38	2.38	2.40	2.67	2.67	2.67	2.68	2.99	2.99	2.99	3.00	3.37	3.36	3.36	3.38
	Amps	6.9	6.9	6.9	7.0	8.0	7.9	7.9	8.0	9.1	9.1	9.1	9.2	10.3	10.3	10.3	10.4	11.7	11.7	11.7	11.8	13.4	13.4	13.3	13.4
	Hi-PR	286	287	289	294	330	331	333	338	376	377	379	384	426	427	429	434	479	481	482	487	537	538	540	545
Lo-PR	124	125	128	133	131	132	135	140	137	139	142	147	142	144	147	152	148	149	152	157	154	156	159	164	

<b>860</b>	MBh	29.5	29.9	30.8	32.1	29.2	29.6	30.5	31.8	28.5	28.9	29.7	31.1	27.2	27.6	28.4	29.8	25.6	26.0	26.9	28.2	24.1	24.5	25.4	26.7
	S/T	1.00	0.93	0.78	0.63	1.00	0.93	0.79	0.64	1.00	1.00	0.82	0.66	1.00	1.00	0.84	0.69	1.00	1.00	0.86	0.71	1.00	1.00	0.92	0.76
	ΔT	32	30	27	23	32	30	26	23	32	30	27	23	32	30	26	23	31	30	26	23	33	31	27	24
	kW	1.86	1.86	1.86	1.88	2.10	2.10	2.09	2.11	2.36	2.36	2.36	2.38	2.65	2.65	2.64	2.66	2.97	2.97	2.96	2.98	3.34	3.34	3.34	3.36
	Amps	6.8	6.8	6.8	6.9	7.9	7.9	7.8	7.9	9.0	9.0	9.0	9.1	10.2	10.2	10.2	10.3	11.6	11.6	11.6	11.7	13.3	13.3	13.2	13.3
	Hi-PR	281	282	284	289	325	327	329	333	372	373	375	380	421	423	425	429	475	476	478	483	532	534	535	540
Lo-PR	121	122	125	130	128	130	133	138	135	136	139	144	140	141	144	149	145	147	150	155	152	153	156	161	
<b>85 1010</b>	MBh	29.9	30.3	31.2	32.5	29.7	30.1	30.9	32.3	28.9	29.3	30.2	31.5	27.6	28.0	28.9	30.2	26.0	26.4	27.3	28.6	24.6	25.0	25.9	27.2
	S/T	1.00	1.00	0.86	0.71	1.00	1.00	0.87	0.72	1.00	1.00	0.90	0.74	1.00	1.00	0.92	0.76	1.00	1.00	0.94	0.79	1.00	1.00	1.00	0.84
	ΔT	30	29	25	22	30	29	25	22	31	29	25	22	30	29	25	22	30	28	25	21	31	29	26	22
	kW	1.88	1.88	1.87	1.89	2.12	2.11	2.11	2.13	2.38	2.38	2.37	2.39	2.66	2.66	2.66	2.68	2.98	2.98	2.98	3.00	3.36	3.36	3.35	3.37
	Amps	6.9	6.9	6.9	6.9	7.9	7.9	7.9	8.0	9.1	9.1	9.0	9.1	10.3	10.3	10.3	10.4	11.7	11.7	11.7	11.8	13.3	13.3	13.3	13.4
	Hi-PR	284	285	287	292	328	329	331	336	374	376	378	382	424	425	427	432	478	479	481	486	535	536	538	543
Lo-PR	123	124	128	133	130	132	135	140	137	138	141	146	142	143	146	151	147	149	152	157	154	155	158	163	
<b>1160</b>	MBh	30.5	30.9	31.7	33.1	30.2	30.6	31.5	32.8	29.5	29.9	30.7	32.1	28.2	28.6	29.4	30.8	26.6	27.0	27.9	29.2	25.1	25.5	26.4	27.7
	S/T	1.00	1.00	0.90	0.75	1.00	1.00	0.91	0.76	1.00	1.00	0.94	0.78	1.00	1.00	0.96	0.81	1.00	1.00	0.98	0.83	1.00	1.00	1.00	0.88
	ΔT	29	27	24	21	29	27	24	20	30	28	24	21	29	27	24	20	29	27	24	20	30	28	25	21
	kW	1.89	1.89	1.89	1.90	2.13	2.13	2.12	2.14	2.39	2.39	2.39	2.40	2.68	2.67	2.67	2.69	3.00	2.99	2.99	3.01	3.37	3.37	3.36	3.38
	Amps	6.9	6.9	6.9	7.0	8.0	8.0	8.0	8.0	9.1	9.1	9.1	9.2	10.4	10.4	10.3	10.4	11.8	11.7	11.7	11.8	13.4	13.4	13.4	13.4
	Hi-PR	287	288	290	295	331	332	334	339	377	378	380	385	427	428	430	435	481	482	484	489	538	539	541	546
Lo-PR	125	127	130	135	133	134	137	142	139	140	143	148	144	146	149	154	150	151	154	159	156	158	161	166	

IDB = Entering Indoor Dry Bulb Temperature  
 High and low pressures are measured at the liquid and suction service valves.  
 Shaded area is AHRI conditions  
 kW = Total system power  
 Amps = outdoor unit amps (comp.+fan)

IDB	AIRFLOW	OUTDOOR AMBIENT TEMPERATURE																							
		65°F				75°F				85°F				95°F				105°F				115°F			
		59	63	67	71	59	63	67	71	59	63	67	71	59	63	67	71	59	63	67	71	59	63	67	71
<b>710</b>	MBh	20.7	21.0	21.6	-	20.5	20.8	21.4	-	20.0	20.3	20.9	-	19.1	19.3	20.0	-	17.9	18.2	18.8	-	16.9	17.2	17.8	-
	S/T	0.64	0.56	0.41	-	0.65	0.57	0.42	-	0.68	0.59	0.45	-	0.70	0.61	0.47	-	1.00	0.64	0.49	-	1.00	0.70	0.55	-
	ΔT	19	18	14	-	19	18	14	-	20	18	15	-	19	18	14	-	19	17	14	-	20	18	15	-
	kW	1.17	1.17	1.17	-	1.32	1.32	1.31	-	1.48	1.48	1.48	-	1.66	1.66	1.66	-	1.86	1.86	1.86	-	2.10	2.10	2.10	-
	Amps	4.3	4.3	4.3	-	4.9	4.9	4.9	-	5.7	5.6	5.6	-	6.4	6.4	6.4	-	7.3	7.3	7.3	-	8.3	8.3	8.3	-
	Hi/PR	267	268	270	-	309	310	312	-	353	354	356	-	401	402	404	-	452	453	455	-	507	508	510	-
Lo/PR	122	123	126	-	129	131	134	-	136	137	140	-	141	143	146	-	147	148	151	-	153	155	158	-	
<b>70 840</b>	MBh	21.0	21.3	22.0	-	20.9	21.2	21.8	-	20.3	20.6	21.2	-	19.4	19.7	20.3	-	18.2	18.5	19.2	-	17.2	17.5	18.1	-
	S/T	0.73	0.65	0.50	-	0.74	0.65	0.50	-	0.76	0.68	0.53	-	1.00	0.70	0.55	-	1.00	0.73	0.58	-	1.00	0.78	0.63	-
	ΔT	18	16	13	-	18	16	13	-	18	17	13	-	18	16	13	-	18	16	13	-	19	17	14	-
	kW	1.18	1.18	1.18	-	1.33	1.33	1.32	-	1.49	1.49	1.49	-	1.67	1.67	1.67	-	1.87	1.87	1.87	-	2.11	2.11	2.11	-
	Amps	4.3	4.3	4.3	-	5.0	5.0	5.0	-	5.7	5.7	5.7	-	6.5	6.5	6.5	-	7.3	7.3	7.3	-	8.4	8.4	8.4	-
	Hi/PR	270	271	273	-	312	313	315	-	356	357	359	-	404	405	407	-	455	456	458	-	510	511	513	-
Lo/PR	124	126	129	-	131	133	136	-	138	140	143	-	144	145	148	-	149	150	154	-	156	157	160	-	
<b>960</b>	MBh	21.4	21.7	22.3	-	21.2	21.5	22.2	-	20.7	21.0	21.6	-	19.8	20.1	20.7	-	18.6	18.9	19.5	-	17.6	17.9	18.5	-
	S/T	0.77	0.69	0.54	-	0.78	0.69	0.54	-	0.80	0.72	0.57	-	1.00	0.74	0.59	-	1.00	0.77	0.62	-	1.00	0.82	0.67	-
	ΔT	17	15	12	-	17	15	12	-	17	15	12	-	17	15	12	-	17	15	12	-	18	16	13	-
	kW	1.19	1.19	1.18	-	1.34	1.33	1.33	-	1.50	1.50	1.50	-	1.68	1.68	1.68	-	1.88	1.88	1.88	-	2.12	2.12	2.11	-
	Amps	4.4	4.4	4.3	-	5.0	5.0	5.0	-	5.7	5.7	5.7	-	6.5	6.5	6.5	-	7.4	7.4	7.4	-	8.4	8.4	8.4	-
	Hi/PR	272	273	275	-	314	315	317	-	359	360	362	-	406	407	409	-	457	459	460	-	512	513	515	-
Lo/PR	126	128	131	-	134	135	138	-	140	142	145	-	146	147	150	-	151	153	156	-	158	159	163	-	

<b>710</b>	MBh	20.7	21.0	21.6	22.6	20.5	20.8	21.5	22.4	20.0	20.3	20.9	21.9	19.1	19.4	20.0	20.9	17.9	18.2	18.8	19.8	16.9	17.2	17.8	18.7
	S/T	0.78	0.70	0.55	0.40	0.79	0.71	0.56	0.40	1.00	0.73	0.59	0.43	1.00	0.76	0.61	0.45	1.00	0.78	0.63	0.48	1.00	1.00	0.69	0.53
	ΔT	23	22	18	15	23	22	18	15	24	22	18	15	23	21	18	15	23	21	18	15	24	22	19	16
	kW	1.17	1.17	1.16	1.18	1.32	1.32	1.31	1.32	1.48	1.48	1.48	1.49	1.66	1.66	1.66	1.67	1.86	1.86	1.86	1.87	2.10	2.10	2.09	2.11
	Amps	4.3	4.3	4.3	4.3	4.9	4.9	4.9	5.0	5.6	5.6	5.6	5.7	6.4	6.4	6.4	6.5	7.3	7.3	7.3	7.3	8.3	8.3	8.3	8.4
	Hi/PR	267	268	270	275	309	310	312	317	353	355	356	361	401	402	404	409	452	453	455	460	507	508	510	515
Lo/PR	122	123	126	132	129	131	134	139	136	137	140	146	141	143	146	151	147	148	151	157	153	155	158	163	
<b>75 840</b>	MBh	21.1	21.4	22.0	22.9	20.9	21.2	21.8	22.7	20.3	20.6	21.2	22.2	19.4	<b>19.7</b>	20.3	21.3	18.3	18.6	19.2	20.1	17.2	17.5	18.1	19.1
	S/T	0.87	0.79	0.64	0.48	0.88	0.79	0.65	0.49	1.00	0.82	0.67	0.52	1.00	<b>0.84</b>	0.69	0.54	1.00	0.87	0.72	0.56	1.00	1.00	0.77	0.62
	ΔT	22	20	17	13	22	20	17	13	22	20	17	14	22	<b>20</b>	17	13	22	20	17	13	23	21	18	14
	kW	1.18	1.18	1.17	1.19	1.33	1.33	1.32	1.33	1.49	1.49	1.49	1.50	1.67	<b>1.67</b>	1.67	1.68	1.87	1.87	1.87	1.88	2.11	2.11	2.10	2.12
	Amps	4.3	4.3	4.3	4.4	5.0	5.0	5.0	5.0	5.7	5.7	5.7	5.7	6.5	<b>6.5</b>	6.5	6.5	7.3	7.3	7.3	7.4	8.4	8.4	8.3	8.4
	Hi/PR	270	271	273	278	312	313	315	320	356	357	359	364	404	<b>405</b>	407	412	455	456	458	463	510	511	513	518
Lo/PR	124	126	129	134	132	133	136	141	138	140	143	148	144	<b>145</b>	148	153	149	150	154	159	156	157	160	166	
<b>960</b>	MBh	21.4	21.7	22.4	23.3	21.3	21.5	22.2	23.1	20.7	21.0	21.6	22.6	19.8	20.1	20.7	21.6	18.6	18.9	19.6	20.5	17.6	17.9	18.5	19.5
	S/T	0.91	0.83	0.68	0.52	1.00	0.83	0.69	0.53	1.00	0.86	0.71	0.56	1.00	0.88	0.73	0.58	1.00	0.91	0.76	0.60	1.00	1.00	0.81	0.66
	ΔT	21	19	16	12	21	19	16	12	21	19	16	13	21	19	16	12	21	19	16	12	22	20	17	13
	kW	1.19	1.18	1.18	1.19	1.33	1.33	1.33	1.34	1.50	1.50	1.50	1.51	1.68	1.68	1.68	1.69	1.88	1.88	1.88	1.89	2.12	2.11	2.11	2.12
	Amps	4.4	4.3	4.3	4.4	5.0	5.0	5.0	5.0	5.7	5.7	5.7	5.8	6.5	6.5	6.5	6.5	7.4	7.4	7.4	7.4	8.4	8.4	8.4	8.4
	Hi/PR	272	274	275	280	315	316	318	322	359	360	362	366	406	407	409	414	458	459	461	465	512	514	515	520
Lo/PR	126	128	131	136	134	135	138	144	140	142	145	150	146	147	150	156	151	153	156	161	158	160	163	168	

IDB = Entering Indoor Dry Bulb Temperature  
 High and low pressures are measured at the liquid and suction service valves.  
 Shaded area is ACCA conditions  
 kW = Total system power  
 Amps = outdoor unit amps (comp.+fan)

IDB	AIRFLOW	OUTDOOR AMBIENT TEMPERATURE												ENTERING INDOOR WET BULB TEMPERATURE											
		65°F				75°F				85°F				95°F				105°F				115°F			
		59	63	67	71	59	63	67	71	59	63	67	71	59	63	67	71	59	63	67	71	59	63	67	71
<b>710</b>	MBh	20.8	21.1	21.8	22.7	20.7	20.9	21.6	22.5	20.1	20.4	21.0	22.0	19.2	19.5	20.1	21.0	18.0	18.3	18.9	19.9	17.0	17.3	17.9	18.9
	S/T	0.92	0.84	0.69	0.53	1.00	0.84	0.70	0.54	1.00	0.87	0.72	0.57	1.00	0.89	0.74	0.59	1.00	1.00	0.77	0.61	1.00	1.00	0.83	0.67
	ΔT	27	25	22	19	27	25	22	19	27	26	22	19	27	25	22	19	27	25	22	18	28	26	23	20
	kW	1.17	1.17	1.17	1.18	1.32	1.32	1.31	1.33	1.48	1.48	1.48	1.49	1.66	1.66	1.66	1.67	1.86	1.86	1.86	1.87	2.10	2.10	2.10	2.11
	Amps	4.3	4.3	4.3	4.3	4.9	4.9	4.9	5.0	5.7	5.6	5.6	5.7	6.4	6.4	6.4	6.5	7.3	7.3	7.3	7.3	8.3	8.3	8.3	8.4
	Hi/PR	267	269	271	275	310	311	313	317	354	355	357	362	401	403	404	409	453	454	456	460	508	509	511	515
Lo/PR	122	124	127	132	130	131	134	140	136	138	141	146	142	143	146	152	147	149	152	157	154	156	159	164	
<b>80 840</b>	MBh	21.2	21.5	22.1	23.0	21.0	21.3	21.9	22.8	20.4	20.7	21.4	22.3	19.5	19.8	20.4	21.4	18.4	18.7	19.3	20.2	17.3	17.6	18.2	19.2
	S/T	1.00	0.92	0.78	0.62	1.00	0.93	0.78	0.63	1.00	0.96	0.81	0.65	1.00	1.00	0.83	0.67	1.00	1.00	0.86	0.70	1.00	1.00	0.91	0.76
	ΔT	26	24	21	17	26	24	21	17	26	24	21	18	26	24	21	17	26	24	21	17	27	25	22	18
	kW	1.18	1.18	1.18	1.19	1.33	1.33	1.32	1.34	1.49	1.49	1.49	1.50	1.67	1.67	1.67	1.68	1.87	1.87	1.87	1.88	2.11	2.11	2.11	2.12
	Amps	4.3	4.3	4.3	4.4	5.0	5.0	5.0	5.0	5.7	5.7	5.7	5.7	6.5	6.5	6.5	6.5	7.3	7.3	7.3	7.4	8.4	8.4	8.4	8.4
	Hi/PR	270	271	273	278	313	314	316	320	357	358	360	364	404	405	407	412	456	457	459	463	510	512	513	518
Lo/PR	125	126	129	134	132	134	137	142	139	140	143	148	144	146	149	154	149	151	154	159	156	158	161	166	
<b>960</b>	MBh	21.5	21.8	22.5	23.4	21.4	21.7	22.3	23.2	20.8	21.1	21.7	22.7	19.9	20.2	20.8	21.7	18.7	19.0	19.7	20.6	17.7	18.0	18.6	19.6
	S/T	1.00	0.96	0.82	0.66	1.00	0.97	0.82	0.67	1.00	1.00	0.85	0.69	1.00	1.00	0.87	0.72	1.00	1.00	0.90	0.74	1.00	1.00	0.95	0.80
	ΔT	25	23	20	16	25	23	20	16	25	23	20	17	25	23	20	16	25	23	19	16	26	24	21	17
	kW	1.19	1.19	1.18	1.19	1.34	1.33	1.33	1.34	1.50	1.50	1.50	1.51	1.68	1.68	1.68	1.69	1.88	1.88	1.88	1.89	2.12	2.12	2.11	2.12
	Amps	4.4	4.4	4.3	4.4	5.0	5.0	5.0	5.0	5.7	5.7	5.7	5.8	6.5	6.5	6.5	6.5	7.4	7.4	7.4	7.4	8.4	8.4	8.4	8.4
	Hi/PR	273	274	276	281	315	316	318	323	359	360	362	367	407	408	410	415	458	459	461	466	513	514	516	521
Lo/PR	127	128	132	137	134	136	139	144	141	142	145	151	146	148	151	156	152	153	156	162	159	160	163	168	

<b>710</b>	MBh	21.2	21.5	22.1	23.0	21.0	21.3	21.9	22.9	20.5	20.8	21.4	22.3	19.5	19.8	20.4	21.4	18.4	18.7	19.3	20.2	17.3	17.6	18.3	19.2
	S/T	1.00	0.95	0.80	0.64	1.00	0.96	0.81	0.65	1.00	1.00	0.83	0.68	1.00	1.00	0.86	0.70	1.00	1.00	0.88	0.72	1.00	1.00	1.00	0.78
	ΔT	31	29	26	22	31	29	26	22	31	29	26	22	31	29	26	22	30	29	25	22	32	30	26	23
	kW	1.17	1.17	1.17	1.18	1.32	1.32	1.32	1.33	1.49	1.49	1.48	1.49	1.67	1.67	1.66	1.67	1.87	1.87	1.86	1.87	2.10	2.10	2.10	2.11
	Amps	4.3	4.3	4.3	4.3	4.9	4.9	4.9	5.0	5.7	5.7	5.6	5.7	6.4	6.4	6.4	6.5	7.3	7.3	7.3	7.3	8.3	8.3	8.3	8.4
	Hi/PR	269	270	272	276	311	312	314	319	355	356	358	363	403	404	406	410	454	455	457	462	509	510	512	516
Lo/PR	124	126	129	134	132	133	136	142	138	140	143	148	144	145	148	154	149	151	154	159	156	157	160	166	
<b>85 840</b>	MBh	21.5	21.8	22.4	23.4	21.3	21.6	22.2	23.2	20.8	21.1	21.7	22.7	19.9	20.1	20.8	21.7	18.7	19.0	19.6	20.6	17.7	18.0	18.6	19.5
	S/T	1.00	1.00	0.89	0.73	1.00	1.00	0.89	0.74	1.00	1.00	0.92	0.76	1.00	1.00	0.94	0.79	1.00	1.00	0.97	0.81	1.00	1.00	1.00	0.87
	ΔT	29	28	24	21	29	28	24	21	30	28	24	21	29	28	24	21	29	27	24	21	30	28	25	22
	kW	1.18	1.18	1.18	1.19	1.33	1.33	1.33	1.34	1.50	1.50	1.49	1.50	1.68	1.67	1.67	1.68	1.88	1.88	1.87	1.88	2.11	2.11	2.11	2.12
	Amps	4.3	4.3	4.3	4.4	5.0	5.0	5.0	5.0	5.7	5.7	5.7	5.7	6.5	6.5	6.5	6.5	7.4	7.4	7.3	7.4	8.4	8.4	8.4	8.4
	Hi/PR	272	273	275	279	314	315	317	321	358	359	361	366	406	407	409	413	457	458	460	465	512	513	515	519
Lo/PR	126	128	131	136	134	135	139	144	140	142	145	150	146	147	151	156	151	153	156	161	158	160	163	168	
<b>960</b>	MBh	21.9	22.2	22.8	23.8	21.7	22.0	22.6	23.6	21.2	21.5	22.1	23.0	20.2	20.5	21.1	22.1	19.1	19.4	20.0	21.0	18.1	18.3	19.0	19.9
	S/T	1.00	1.00	0.93	0.77	1.00	1.00	0.93	0.78	1.00	1.00	0.96	0.80	1.00	1.00	0.98	0.83	1.00	1.00	1.00	0.85	1.00	1.00	1.00	0.91
	ΔT	28	27	23	20	28	27	23	20	29	27	23	20	28	27	23	20	28	26	23	20	29	27	24	21
	kW	1.19	1.19	1.19	1.20	1.34	1.34	1.33	1.35	1.50	1.50	1.50	1.51	1.68	1.68	1.68	1.69	1.88	1.88	1.88	1.89	2.12	2.12	2.12	2.13
	Amps	4.4	4.4	4.4	4.4	5.0	5.0	5.0	5.0	5.7	5.7	5.7	5.8	6.5	6.5	6.5	6.6	7.4	7.4	7.4	7.4	8.4	8.4	8.4	8.4
	Hi/PR	274	275	277	282	316	317	319	324	360	362	364	368	408	409	411	416	459	461	462	467	514	515	517	522
Lo/PR	129	130	133	139	136	138	141	146	143	144	147	153	148	150	153	158	154	155	158	163	160	162	165	170	

Shaded area is AHRI conditions  
 kW = Total system power  
 Amps = outdoor unit amps (comp.+fan)

Shaded area is AHRI conditions

IDB = Entering Indoor Dry Bulb Temperature  
 High and low pressures are measured at the liquid and suction service valves.  
 kW = Total system power  
 Amps = outdoor unit amps (comp.+fan)

IDB	AIRFLOW	OUTDOOR AMBIENT TEMPERATURE												ENTERING INDOOR WET BULB TEMPERATURE											
		65°F				75°F				85°F				95°F				105°F				115°F			
		59	63	67	71	59	63	67	71	59	63	67	71	59	63	67	71	59	63	67	71	59	63	67	71
<b>1050</b>	MBh	34.7	35.2	36.2	-	34.4	34.9	35.9	-	33.5	34.0	35.0	-	31.9	32.4	33.4	-	30.0	30.5	31.5	-	24.1	24.5	25.4	-
	S/T	0.63	0.55	0.40	-	0.64	0.56	0.41	-	0.67	0.58	0.44	-	0.69	0.60	0.46	-	0.71	0.63	0.48	-	1.00	0.75	0.59	-
	ΔT	20	18	15	-	20	18	15	-	20	18	15	-	20	18	15	-	20	18	14	-	19	17	14	-
	kW	2.54	2.53	2.53	-	2.88	2.87	2.87	-	3.25	3.25	3.25	-	3.66	3.66	3.65	-	4.12	4.12	4.11	-	4.04	4.04	4.04	-
	Amps	9.5	9.5	9.5	-	11.0	11.0	11.0	-	12.6	12.6	12.6	-	14.4	14.4	14.4	-	16.4	16.4	16.5	-	16.1	16.1	16.0	-
	Hi PR	284	286	288	-	329	330	332	-	376	378	380	-	427	428	430	-	482	483	485	-	512	514	515	-
Lo PR	116	117	120	-	123	124	127	-	129	130	133	-	134	136	139	-	139	141	144	-	159	161	164	-	
<b>70 1240</b>	MBh	35.3	35.7	36.8	-	34.9	35.4	36.5	-	34.0	34.5	35.6	-	32.5	33.0	34.0	-	30.6	31.0	32.1	-	24.6	25.0	25.9	-
	S/T	0.72	0.63	0.49	-	0.72	0.64	0.49	-	0.75	0.67	0.52	-	0.77	0.69	0.54	-	0.79	0.71	0.57	-	1.00	0.84	0.68	-
	ΔT	18	17	13	-	18	17	13	-	19	17	13	-	18	17	13	-	18	16	13	-	18	16	13	-
	kW	2.56	2.56	2.55	-	2.90	2.90	2.89	-	3.28	3.27	3.27	-	3.69	3.68	3.68	-	4.14	4.14	4.13	-	4.06	4.06	4.05	-
	Amps	9.6	9.6	9.6	-	11.1	11.1	11.1	-	12.7	12.7	12.7	-	14.5	14.5	14.5	-	16.5	16.5	16.5	-	16.1	16.1	16.1	-
	Hi PR	287	289	291	-	332	333	335	-	379	381	383	-	430	431	433	-	485	486	488	-	515	516	518	-
Lo PR	118	119	122	-	125	126	129	-	131	133	136	-	136	138	141	-	142	143	146	-	161	163	166	-	
<b>1430</b>	MBh	35.9	36.4	37.5	-	35.6	36.1	37.2	-	34.7	35.2	36.3	-	33.2	33.6	34.7	-	31.2	31.7	32.8	-	25.2	25.6	26.5	-
	S/T	0.76	0.68	0.53	-	0.76	0.68	0.54	-	0.79	0.71	0.56	-	0.81	0.73	0.58	-	1.00	0.75	0.61	-	1.00	1.00	0.73	-
	ΔT	17	16	12	-	17	15	12	-	18	16	12	-	17	15	12	-	17	15	12	-	17	15	12	-
	kW	2.58	2.57	2.57	-	2.92	2.91	2.91	-	3.29	3.29	3.29	-	3.70	3.70	3.69	-	4.16	4.16	4.15	-	4.08	4.07	4.07	-
	Amps	9.7	9.7	9.7	-	11.2	11.2	11.1	-	12.8	12.8	12.8	-	14.6	14.6	14.6	-	16.6	16.6	16.5	-	16.2	16.2	16.2	-
	Hi PR	290	291	293	-	335	336	338	-	382	383	385	-	433	434	436	-	488	489	491	-	518	519	521	-
Lo PR	120	122	125	-	127	129	132	-	133	135	138	-	139	140	143	-	144	145	148	-	164	165	169	-	
<b>1050</b>	MBh	34.7	35.2	36.3	37.8	34.4	34.9	35.9	37.5	33.5	34.0	35.0	36.6	31.9	32.4	33.5	35.1	30.0	30.5	31.6	33.1	24.1	24.5	25.4	26.8
	S/T	0.77	0.69	0.54	0.39	0.78	0.70	0.55	0.40	0.80	0.72	0.58	0.42	1.00	0.74	0.60	0.44	1.00	0.77	0.62	0.47	1.00	1.00	0.74	0.58
	ΔT	24	22	19	15	24	22	19	15	24	22	19	15	24	22	19	15	24	22	18	15	22	21	18	15
	kW	2.54	2.53	2.53	2.55	2.87	2.87	2.87	2.89	3.25	3.25	3.24	3.27	3.66	3.66	3.65	3.68	4.12	4.12	4.11	4.14	4.04	4.04	4.03	4.06
	Amps	9.5	9.5	9.5	9.6	11.0	11.0	10.9	11.1	12.6	12.6	12.6	12.7	14.4	14.4	14.4	14.5	16.4	16.4	16.4	16.5	16.1	16.0	16.0	16.1
	Hi PR	285	286	288	293	329	331	333	338	377	378	380	385	427	429	431	435	482	483	485	490	513	514	516	520
Lo PR	116	117	120	125	123	124	127	132	129	131	133	138	134	136	139	144	139	141	144	149	159	161	164	169	
<b>75 1240</b>	MBh	35.3	35.8	36.8	38.4	35.0	35.5	36.5	38.1	34.1	34.5	35.6	37.2	32.5	33.0	34.0	35.6	30.6	31.1	32.1	33.7	24.6	25.0	25.9	27.3
	S/T	0.85	0.77	0.63	0.47	0.86	0.78	0.63	0.48	0.89	0.81	0.66	0.51	1.00	0.83	0.68	0.53	1.00	0.85	0.71	0.55	1.00	1.00	0.84	0.67
	ΔT	22	21	17	14	22	21	17	14	23	21	17	14	22	21	17	14	22	20	17	13	21	20	16	13
	kW	2.56	2.55	2.55	2.57	2.90	2.89	2.89	2.91	3.27	3.27	3.27	3.29	3.68	3.67	3.70	3.72	4.14	4.14	4.13	4.16	4.06	4.06	4.05	4.07
	Amps	9.6	9.6	9.6	9.7	11.1	11.1	11.0	11.2	12.7	12.7	12.7	12.8	14.5	14.5	14.6	14.6	16.5	16.5	16.5	16.6	16.1	16.1	16.1	16.2
	Hi PR	288	289	291	296	332	334	336	341	380	381	383	388	430	432	434	438	485	486	488	493	515	517	519	523
Lo PR	118	119	122	127	125	126	129	134	131	133	136	140	136	138	141	146	142	143	146	151	161	163	166	172	
<b>1430</b>	MBh	36.0	36.5	37.5	39.1	35.6	36.1	37.2	38.8	34.7	35.2	36.3	37.9	33.2	33.7	34.7	36.3	31.3	31.8	32.8	34.4	25.2	25.6	26.5	27.8
	S/T	0.90	0.81	0.67	0.51	0.90	0.82	0.67	0.52	1.00	0.85	0.70	0.55	1.00	0.87	0.72	0.57	1.00	0.89	0.75	0.59	1.00	1.00	0.88	0.71
	ΔT	21	20	16	13	21	19	16	13	22	20	16	13	21	19	16	13	21	19	16	12	20	19	15	12
	kW	2.58	2.57	2.57	2.59	2.91	2.91	2.91	2.93	3.29	3.29	3.28	3.31	3.70	3.70	3.69	3.72	4.16	4.16	4.15	4.18	4.07	4.07	4.07	4.09
	Amps	9.7	9.7	9.6	9.8	11.2	11.1	11.1	11.2	12.8	12.8	12.8	12.9	14.6	14.6	14.5	14.7	16.6	16.6	16.5	16.6	16.2	16.2	16.2	16.3
	Hi PR	290	292	294	299	335	337	339	344	382	384	386	391	433	434	436	441	488	489	491	496	518	519	521	526
Lo PR	120	122	125	130	127	129	132	137	134	135	138	143	139	140	143	148	144	145	148	153	164	165	169	174	

IDB = Entering Indoor Dry Bulb Temperature  
 High and low pressures are measured at the liquid and suction service valves.  
 Shaded area is ACCA (TVA) conditions  
 kW = Total system power  
 Amps = outdoor unit amps (comp. fan)



EXPANDED COOLING DATA — DX17VSS361AA / CA\*EA3026\*4A\* + D\*96VC1005CNA\* AT 100%

IDB	AIRFLOW	OUTDOOR AMBIENT TEMPERATURE												ENTERING INDOOR WET BULB TEMPERATURE													
		65°F				75°F				85°F				95°F				105°F				115°F					
		59	63	67	71	59	63	67	71	59	63	67	71	59	63	67	71	59	63	67	71	59	63	67	71	59	63
<b>1050</b>	MBh	34.9	35.4	36.4	38.0	34.6	35.1	36.1	37.7	33.7	34.2	35.2	36.8	32.1	32.6	33.7	35.2	30.2	30.7	31.7	33.3	24.3	24.7	25.6	26.9		
	S/T	0.91	0.82	0.68	0.52	1.00	0.83	0.68	0.53	1.00	0.86	0.71	0.56	1.00	0.88	0.73	0.58	1.00	0.90	0.76	0.60	1.00	1.00	0.89	0.72		
	ΔT	28	26	23	19	28	26	23	19	28	26	23	19	28	26	23	19	28	26	22	19	26	24	21	18		
	kW	2.54	2.53	2.53	2.55	2.88	2.87	2.87	2.89	3.25	3.25	3.25	3.27	3.66	3.66	3.65	3.68	4.12	4.12	4.11	4.14	4.04	4.04	4.03	4.06		
	Amps	9.5	9.5	9.5	9.6	11.0	11.0	11.0	11.1	12.6	12.6	12.6	12.7	14.4	14.4	14.4	14.5	16.4	16.4	16.4	16.5	16.1	16.1	16.0	16.1		
	Hi PR	285	286	288	293	330	331	333	338	377	378	380	385	428	429	431	436	482	484	486	491	513	514	516	521		
	Lo PR	116	118	121	126	123	125	128	133	130	131	134	139	135	136	139	144	140	141	144	149	160	161	164	170		
<b>80 1240</b>	MBh	35.5	35.9	37.0	38.6	35.1	35.6	36.7	38.3	34.2	34.7	35.8	37.4	32.7	33.2	<b>34.2</b>	<b>35.8</b>	30.8	31.2	32.3	33.9	24.7	25.2	26.1	27.4		
	S/T	0.99	0.91	0.76	0.61	1.00	0.91	0.77	0.61	1.00	0.94	0.80	0.64	1.00	0.96	<b>0.82</b>	<b>0.66</b>	1.00	0.99	0.84	0.69	1.00	1.00	0.98	0.82		
	ΔT	26	25	21	18	26	25	21	18	27	25	21	18	26	25	<b>21</b>	<b>18</b>	26	24	21	17	25	23	20	17		
	kW	2.56	2.56	2.55	2.58	2.90	2.90	2.89	2.92	3.28	3.27	3.27	3.29	3.69	3.68	<b>3.68</b>	<b>3.70</b>	4.14	4.14	4.13	4.16	4.06	4.06	4.05	4.08		
	Amps	9.6	9.6	9.6	9.7	11.1	11.1	11.0	11.2	12.7	12.7	12.7	12.8	14.5	14.5	<b>14.5</b>	<b>14.6</b>	16.5	16.5	16.5	16.6	16.1	16.1	16.1	16.2		
	Hi PR	288	289	291	296	333	334	336	341	380	381	383	388	431	432	<b>434</b>	<b>439</b>	485	487	489	494	516	517	519	524		
	Lo PR	118	120	123	128	125	127	130	135	132	133	136	141	137	138	<b>141</b>	<b>146</b>	142	143	146	151	162	163	167	172		
<b>1430</b>	MBh	36.1	36.6	37.7	39.3	35.8	36.3	37.4	38.9	34.9	35.4	36.5	38.0	33.4	33.8	34.9	36.5	31.4	31.9	33.0	34.6	25.3	25.8	26.6	28.0		
	S/T	1.00	0.95	0.80	0.65	1.00	0.96	0.81	0.66	1.00	0.98	0.84	0.68	1.00	1.00	0.86	0.70	1.00	1.00	0.88	0.73	1.00	1.00	1.00	0.86		
	ΔT	25	24	20	17	25	23	20	17	26	24	20	17	25	23	20	17	25	23	20	16	24	22	19	16		
	kW	2.58	2.57	2.57	2.59	2.92	2.91	2.91	2.93	3.29	3.29	3.29	3.31	3.70	3.70	3.69	3.72	4.16	4.16	4.15	4.18	4.08	4.07	4.07	4.09		
	Amps	9.7	9.7	9.7	9.8	11.2	11.2	11.1	11.2	12.8	12.8	12.8	12.9	14.6	14.6	14.5	14.7	16.6	16.6	16.5	16.6	16.2	16.2	16.2	16.3		
	Hi PR	291	292	294	299	336	337	339	344	383	384	386	391	434	435	437	442	488	490	492	497	519	520	522	526		
	Lo PR	121	122	125	130	128	129	132	137	134	135	138	143	139	141	144	149	144	146	149	154	164	166	169	175		
<b>1050</b>	MBh	35.5	36.0	37.0	38.6	35.2	35.7	36.7	38.3	34.3	34.8	35.8	37.4	32.7	33.2	34.2	35.8	30.8	31.3	32.3	33.9	24.8	25.2	26.1	27.4		
	S/T	1.00	0.93	0.79	0.63	1.00	0.94	0.79	0.64	1.00	0.97	0.82	0.67	1.00	1.00	0.84	0.69	1.00	1.00	0.87	0.71	1.00	1.00	1.00	0.84		
	ΔT	31	30	26	23	31	30	26	23	32	30	26	23	31	29	26	23	31	29	26	22	29	28	25	21		
	kW	2.54	2.54	2.54	2.56	2.88	2.88	2.87	2.90	3.26	3.26	3.25	3.28	3.67	3.67	3.66	3.69	4.13	4.12	4.12	4.14	4.05	4.05	4.04	4.06		
	Amps	9.5	9.5	9.5	9.6	11.0	11.0	11.0	11.1	12.7	12.7	12.6	12.7	14.4	14.4	14.4	14.5	16.4	16.4	16.4	16.5	16.1	16.1	16.1	16.1		
	Hi PR	286	288	290	295	331	333	335	340	378	380	382	387	429	430	432	437	484	485	487	492	514	516	517	522		
	Lo PR	118	120	122	127	125	127	130	134	131	133	136	141	137	138	141	146	142	143	146	151	162	163	166	172		
<b>85 1240</b>	MBh	36.0	36.5	37.6	39.2	35.7	36.2	37.3	38.8	34.8	35.3	36.3	37.9	33.3	33.7	34.8	36.4	31.3	31.8	32.9	34.5	25.2	25.7	26.6	27.9		
	S/T	1.00	1.00	0.87	0.72	1.00	1.00	0.88	0.72	1.00	1.00	0.90	0.75	1.00	1.00	0.93	0.77	1.00	1.00	0.95	0.80	1.00	1.00	1.00	0.93		
	ΔT	30	28	25	21	30	28	25	21	30	28	25	22	30	28	25	21	30	28	25	21	28	26	23	20		
	kW	2.57	2.56	2.56	2.58	2.90	2.90	2.90	2.92	3.28	3.28	3.27	3.30	3.69	3.69	3.68	3.71	4.15	4.15	4.14	4.17	4.07	4.06	4.06	4.08		
	Amps	9.6	9.6	9.6	9.7	11.1	11.1	11.1	11.2	12.8	12.7	12.7	12.8	14.5	14.5	14.5	14.6	16.5	16.5	16.5	16.6	16.2	16.2	16.1	16.2		
	Hi PR	289	291	293	298	334	336	338	343	381	383	385	390	432	433	435	440	487	488	490	495	517	518	520	525		
	Lo PR	120	122	125	129	127	129	132	137	133	135	138	143	139	140	143	148	144	145	148	153	164	165	169	174		
<b>1430</b>	MBh	36.7	37.2	38.3	39.8	36.4	36.9	37.9	39.5	35.5	36.0	37.0	38.6	33.9	34.4	35.5	37.1	32.0	32.5	33.6	35.2	25.8	26.3	27.1	28.5		
	S/T	1.00	1.00	0.91	0.76	1.00	1.00	0.92	0.76	1.00	1.00	0.95	0.79	1.00	1.00	0.97	0.81	1.00	1.00	0.99	0.84	1.00	1.00	1.00	0.98		
	ΔT	29	27	24	20	29	27	24	20	29	27	24	20	29	27	24	20	29	27	24	20	27	25	22	19		
	kW	2.58	2.58	2.57	2.60	2.92	2.92	2.91	2.94	3.30	3.30	3.29	3.32	3.71	3.71	3.70	3.73	4.17	4.16	4.16	4.18	4.08	4.08	4.07	4.10		
	Amps	9.7	9.7	9.7	9.8	11.2	11.2	11.2	11.3	12.8	12.8	12.8	12.9	14.6	14.6	14.6	14.7	16.6	16.6	16.6	16.7	16.2	16.2	16.2	16.3		
	Hi PR	292	294	296	300	337	338	340	345	384	386	388	393	435	436	438	443	490	491	493	498	520	521	523	528		
	Lo PR	123	124	127	132	130	131	134	139	136	137	140	145	141	142	145	150	146	148	151	155	166	168	171	177		

IDB = Entering Indoor Dry Bulb Temperature  
 High and low pressures are measured at the liquid and suction service valves.  
 Shaded area is AHRI conditions  
 kW = Total system power  
 Amps = outdoor unit amps (comp.+fan)

IDB	AIRFLOW	OUTDOOR AMBIENT TEMPERATURE																							
		65°F				75°F				85°F				95°F				105°F				115°F			
		59	63	67	71	59	63	67	71	59	63	67	71	59	63	67	71	59	63	67	71	59	63	67	71
<b>880</b>	MBh	25.0	25.3	26.1	-	24.7	25.1	25.8	-	24.1	24.4	25.2	-	23.0	23.3	24.1	-	21.6	21.9	22.7	-	20.3	20.7	21.4	-
	S/T	0.65	0.57	0.42	-	0.66	0.58	0.43	-	0.69	0.61	0.46	-	0.71	0.63	0.48	-	1.00	0.65	0.50	-	1.00	0.71	0.56	-
	ΔT	19	17	14	-	19	17	14	-	19	18	14	-	19	17	14	-	19	17	14	-	20	18	15	-
	kW	1.60	1.60	1.59	-	1.81	1.81	1.80	-	2.05	2.05	2.04	-	2.31	2.30	2.30	-	2.59	2.59	2.59	-	2.93	2.93	2.92	-
	Amps	6.0	6.0	6.0	-	6.9	6.9	6.9	-	8.0	7.9	7.9	-	9.1	9.1	9.0	-	10.3	10.3	10.3	-	11.8	11.8	11.8	-
	Hi/PR	272	273	275	-	315	316	318	-	360	361	363	-	408	410	411	-	461	462	464	-	516	518	520	-
Lo/PR	119	121	124	-	126	128	131	-	133	134	137	-	138	140	143	-	143	145	148	-	150	152	155	-	
<b>70 1030</b>	MBh	25.3	25.7	26.4	-	25.1	25.5	26.2	-	24.5	24.8	25.6	-	23.3	23.7	24.4	-	22.0	22.3	23.1	-	20.7	21.1	21.8	-
	S/T	0.74	0.65	0.50	-	0.74	0.66	0.51	-	0.77	0.69	0.54	-	0.79	0.71	0.56	-	1.00	0.73	0.58	-	1.00	0.79	0.64	-
	ΔT	18	16	13	-	18	16	13	-	18	16	13	-	18	16	13	-	18	16	13	-	19	17	14	-
	kW	1.61	1.61	1.60	-	1.82	1.82	1.82	-	2.06	2.06	2.06	-	2.32	2.32	2.31	-	2.61	2.60	2.60	-	2.94	2.94	2.94	-
	Amps	6.0	6.0	6.0	-	7.0	7.0	7.0	-	8.0	8.0	8.0	-	9.1	9.1	9.1	-	10.4	10.4	10.4	-	11.8	11.8	11.8	-
	Hi/PR	275	276	278	-	318	319	321	-	363	364	366	-	411	412	414	-	463	465	466	-	519	520	522	-
Lo/PR	121	123	126	-	128	130	133	-	135	136	139	-	140	142	145	-	145	147	150	-	152	154	157	-	
<b>1180</b>	MBh	25.8	26.2	26.9	-	25.6	25.9	26.7	-	24.9	25.3	26.0	-	23.8	24.2	24.9	-	22.4	22.8	23.5	-	21.2	21.5	22.3	-
	S/T	0.78	0.69	0.54	-	0.78	0.70	0.55	-	0.81	0.73	0.58	-	0.83	0.75	0.60	-	1.00	0.77	0.62	-	1.00	0.83	0.68	-
	ΔT	17	15	12	-	17	15	12	-	17	15	12	-	17	15	12	-	16	15	11	-	18	16	13	-
	kW	1.62	1.62	1.62	-	1.83	1.83	1.83	-	2.07	2.07	2.07	-	2.33	2.33	2.32	-	2.62	2.61	2.61	-	2.95	2.95	2.95	-
	Amps	6.1	6.1	6.1	-	7.0	7.0	7.0	-	8.1	8.0	8.0	-	9.2	9.2	9.2	-	10.4	10.4	10.4	-	11.9	11.9	11.9	-
	Hi/PR	277	278	280	-	320	321	323	-	365	366	368	-	414	415	417	-	466	467	469	-	522	523	525	-
Lo/PR	123	125	128	-	131	132	135	-	137	139	142	-	142	144	147	-	148	149	152	-	154	156	159	-	

<b>880</b>	MBh	25.0	25.3	26.1	27.2	24.8	25.1	25.9	27.0	24.1	24.5	25.2	26.3	23.0	23.3	24.1	25.2	21.6	22.0	22.7	23.9	20.4	20.7	21.5	22.6
	S/T	0.80	0.71	0.56	0.41	0.80	0.72	0.57	0.41	0.83	0.75	0.60	0.44	1.00	0.77	0.62	0.46	1.00	0.79	0.64	0.49	1.00	0.85	0.70	0.54
	ΔT	23	21	18	15	23	21	18	14	23	21	18	15	23	21	18	14	23	21	18	14	24	22	19	15
	kW	1.60	1.59	1.59	1.61	1.81	1.81	1.80	1.82	2.05	2.04	2.04	2.06	2.30	2.30	2.30	2.31	2.59	2.59	2.59	2.60	2.93	2.93	2.92	2.94
	Amps	6.0	6.0	6.0	6.0	6.9	6.9	6.9	7.0	7.9	7.9	7.9	8.0	9.1	9.1	9.0	9.1	10.3	10.3	10.3	10.4	11.8	11.8	11.8	11.8
	Hi/PR	272	273	275	280	315	316	318	323	360	361	363	368	409	410	412	416	461	462	464	469	517	518	520	525
Lo/PR	119	121	124	129	126	128	131	136	133	134	137	142	138	140	143	148	143	145	148	153	150	152	155	160	
<b>75 1030</b>	MBh	25.4	25.7	26.5	27.6	25.1	25.5	26.2	27.4	24.5	24.8	25.6	26.7	23.4	23.7	24.5	25.6	22.0	22.3	23.1	24.2	20.7	21.1	21.8	23.0
	S/T	0.88	0.79	0.64	0.49	0.88	0.80	0.65	0.49	1.00	0.83	0.68	0.52	1.00	0.85	0.70	0.54	1.00	0.87	0.72	0.57	1.00	0.93	0.78	0.62
	ΔT	22	20	17	13	22	20	17	13	22	20	17	13	22	20	17	13	21	20	16	13	22	21	17	14
	kW	1.61	1.61	1.60	1.62	1.82	1.82	1.82	1.83	2.06	2.06	2.05	2.07	2.32	2.32	2.31	2.33	2.60	2.60	2.60	2.62	2.94	2.94	2.94	2.95
	Amps	6.0	6.0	6.0	6.1	7.0	7.0	6.9	7.0	8.0	8.0	8.0	8.0	9.1	9.1	9.1	9.2	10.4	10.4	10.3	10.4	11.8	11.8	11.8	11.9
	Hi/PR	275	276	278	283	318	319	321	326	363	364	366	371	411	413	414	419	464	465	467	471	519	521	522	527
Lo/PR	121	123	126	131	128	130	133	138	135	136	139	144	140	142	145	150	145	147	150	155	152	154	157	162	
<b>1180</b>	MBh	25.8	26.2	26.9	28.1	25.6	26.0	26.7	27.8	25.0	25.3	26.1	27.2	23.8	24.2	24.9	26.1	22.5	22.8	23.6	24.7	21.2	21.6	22.3	23.4
	S/T	0.92	0.83	0.69	0.53	0.93	0.84	0.69	0.53	1.00	0.87	0.72	0.56	1.00	0.89	0.74	0.58	1.00	0.92	0.77	0.61	1.00	1.00	0.82	0.66
	ΔT	21	19	16	12	21	19	16	12	21	19	16	12	21	19	16	12	20	19	15	12	21	20	16	13
	kW	1.62	1.62	1.61	1.63	1.83	1.83	1.83	1.84	2.07	2.07	2.06	2.08	2.33	2.33	2.32	2.34	2.61	2.61	2.61	2.63	2.95	2.95	2.95	2.96
	Amps	6.1	6.1	6.1	6.1	7.0	7.0	7.0	7.1	8.0	8.0	8.0	8.1	9.2	9.2	9.1	9.2	10.4	10.4	10.4	10.5	11.9	11.9	11.9	11.9
	Hi/PR	277	279	281	285	320	322	324	328	365	367	369	373	414	415	417	422	466	467	469	474	522	523	525	530
Lo/PR	123	125	128	133	131	132	135	140	137	139	142	147	142	144	147	152	148	149	152	157	154	156	159	164	

IDB = Entering Indoor Dry Bulb Temperature

High and low pressures are measured at the liquid and suction service valves.

Shaded area is ACCA (TVA) conditions

kW = Total system power  
Amps = outdoor unit amps (comp.-fan)

IDB	AIRFLOW	OUTDOOR AMBIENT TEMPERATURE																							
		65°F				75°F				85°F				95°F				105°F				115°F			
		59	63	67	71	59	63	67	71	59	63	67	71	59	63	67	71	59	63	67	71	59	63	67	71
<b>880</b>	MBh	25.1	25.5	26.2	27.4	24.9	25.2	26.0	27.1	24.2	24.6	25.3	26.5	23.1	23.5	24.2	25.4	21.7	22.1	22.8	24.0	20.5	20.8	21.6	22.7
	S/T	0.94	0.85	0.70	0.54	1.00	0.86	0.71	0.55	1.00	0.89	0.74	0.58	1.00	0.91	0.76	0.60	1.00	1.00	0.78	0.62	1.00	1.00	0.84	0.68
	ΔT	27	25	22	18	27	25	22	18	27	25	22	19	27	25	22	18	26	25	21	18	28	26	23	19
	kW	1.60	1.59	1.59	1.61	1.81	1.81	1.80	1.82	2.05	2.05	2.04	2.06	2.30	2.30	2.30	2.32	2.59	2.59	2.59	2.60	2.93	2.93	2.92	2.94
	Amps	6.0	6.0	6.0	6.0	6.9	6.9	6.9	7.0	8.0	7.9	7.9	8.0	9.1	9.1	9.0	9.1	10.3	10.3	10.3	10.4	11.8	11.8	11.8	11.8
	Hi-PR	273	274	276	281	316	317	319	323	361	362	364	368	409	410	412	417	461	463	464	469	517	518	520	525
Lo-PR	120	121	124	129	127	128	131	137	133	135	138	143	139	140	143	148	144	145	148	154	151	152	155	160	
<b>80 1030</b>	MBh	25.5	25.8	26.6	27.7	25.3	25.6	26.4	27.5	24.6	25.0	25.7	26.9	23.5	23.8	<b>24.6</b>	<b>25.7</b>	22.1	22.5	23.2	24.4	20.9	21.2	22.0	23.1
	S/T	1.00	0.93	0.78	0.62	1.00	0.94	0.79	0.63	1.00	0.97	0.82	0.66	1.00	0.99	<b>0.84</b>	<b>0.68</b>	1.00	1.00	0.86	0.70	1.00	1.00	0.92	0.76
	ΔT	26	24	21	17	25	24	20	17	26	24	21	17	25	24	<b>20</b>	<b>17</b>	25	23	20	17	26	25	21	18
	kW	1.61	1.61	1.60	1.62	1.82	1.82	1.82	1.83	2.06	2.06	2.06	2.07	2.32	2.32	<b>2.31</b>	<b>2.33</b>	2.61	2.60	2.60	2.62	2.94	2.94	2.94	2.95
	Amps	6.0	6.0	6.0	6.1	7.0	7.0	7.0	7.0	8.0	8.0	8.0	8.1	9.1	9.1	<b>9.1</b>	<b>9.2</b>	10.4	10.4	10.4	10.4	11.8	11.8	11.8	11.9
	Hi-PR	275	277	278	283	318	320	321	326	363	365	366	371	412	413	<b>415</b>	<b>420</b>	464	465	467	472	520	521	523	528
Lo-PR	122	123	126	131	129	130	134	139	135	137	140	145	141	142	<b>145</b>	<b>150</b>	146	147	151	156	153	154	157	162	
<b>1180</b>	MBh	26.0	26.3	27.1	28.2	25.7	26.1	26.8	28.0	25.1	25.4	26.2	27.3	24.0	24.3	25.1	26.2	22.6	22.9	23.7	24.8	21.3	21.7	22.4	23.6
	S/T	1.00	0.97	0.82	0.67	1.00	0.98	0.83	0.67	1.00	1.00	0.86	0.70	1.00	1.00	0.88	0.72	1.00	1.00	0.90	0.75	1.00	1.00	0.96	0.80
	ΔT	25	23	19	16	24	23	19	16	25	23	20	16	24	23	19	16	24	22	19	16	25	24	20	17
	kW	1.62	1.62	1.62	1.63	1.83	1.83	1.83	1.84	2.07	2.07	2.07	2.08	2.33	2.33	2.32	2.34	2.62	2.61	2.61	2.63	2.95	2.95	2.95	2.96
	Amps	6.1	6.1	6.1	6.1	7.0	7.0	7.0	7.1	8.1	8.0	8.0	8.1	9.2	9.2	9.1	9.2	10.4	10.4	10.4	10.5	11.9	11.9	11.9	11.9
	Hi-PR	278	279	281	286	321	322	324	329	366	367	369	374	414	416	418	422	467	468	470	475	523	524	526	530
Lo-PR	124	125	129	134	131	133	136	141	138	139	142	147	143	145	148	153	148	150	153	158	155	156	159	165	

<b>880</b>	MBh	25.5	25.9	26.6	27.8	25.3	25.7	26.4	27.6	24.7	25.0	25.8	26.9	23.5	23.9	24.6	25.8	22.2	22.5	23.3	24.4	20.9	21.3	22.0	23.1
	S/T	1.00	0.96	0.81	0.66	1.00	0.97	0.82	0.66	1.00	1.00	0.85	0.69	1.00	1.00	0.87	0.71	1.00	1.00	0.89	0.74	1.00	1.00	0.95	0.79
	ΔT	30	28	25	22	30	28	25	22	30	29	25	22	30	28	25	22	30	28	25	22	31	29	26	23
	kW	1.60	1.60	1.60	1.61	1.81	1.81	1.81	1.82	2.05	2.05	2.05	2.06	2.31	2.31	2.30	2.32	2.60	2.59	2.59	2.61	2.93	2.93	2.93	2.94
	Amps	6.0	6.0	6.0	6.1	6.9	6.9	6.9	7.0	8.0	8.0	7.9	8.0	9.1	9.1	9.1	9.1	10.3	10.3	10.3	10.4	11.8	11.8	11.8	11.9
	Hi-PR	274	275	277	282	317	318	320	325	362	363	365	370	410	412	414	418	463	464	466	471	518	520	522	526
Lo-PR	121	123	126	131	129	130	133	138	135	137	140	145	140	142	145	150	146	147	150	155	152	154	157	162	
<b>85 1030</b>	MBh	25.9	26.3	27.0	28.2	25.7	26.0	26.8	27.9	25.0	25.4	26.1	27.3	23.9	24.3	25.0	26.2	22.5	22.9	23.6	24.8	21.3	21.6	22.4	23.5
	S/T	1.00	1.00	0.89	0.74	1.00	1.00	0.90	0.74	1.00	1.00	0.93	0.77	1.00	1.00	0.95	0.79	1.00	1.00	0.97	0.82	1.00	1.00	1.00	0.87
	ΔT	29	27	24	21	29	27	24	21	29	27	24	21	29	27	24	21	29	27	24	20	30	28	25	21
	kW	1.61	1.61	1.61	1.62	1.83	1.83	1.82	1.84	2.06	2.06	2.06	2.08	2.32	2.32	2.32	2.33	2.61	2.61	2.60	2.62	2.95	2.95	2.94	2.96
	Amps	6.1	6.1	6.0	6.1	7.0	7.0	7.0	7.0	8.0	8.0	8.0	8.1	9.1	9.1	9.1	9.2	10.4	10.4	10.4	10.4	11.9	11.9	11.8	11.9
	Hi-PR	277	278	280	284	320	321	323	327	365	366	368	372	413	414	416	421	465	467	468	473	521	522	524	529
Lo-PR	124	125	128	133	131	132	135	140	137	139	142	147	143	144	147	152	148	149	152	157	154	156	159	164	
<b>1180</b>	MBh	26.4	26.7	27.5	28.6	26.2	26.5	27.3	28.4	25.5	25.9	26.6	27.7	24.4	24.7	25.5	26.6	23.0	23.4	24.1	25.2	21.8	22.1	22.9	24.0
	S/T	1.00	1.00	0.94	0.78	1.00	1.00	0.94	0.78	1.00	1.00	0.97	0.81	1.00	1.00	0.99	0.83	1.00	1.00	1.00	0.86	1.00	1.00	1.00	0.91
	ΔT	28	26	23	20	28	26	23	20	28	26	23	20	28	26	23	19	28	26	23	19	29	27	24	20
	kW	1.62	1.62	1.62	1.64	1.84	1.84	1.83	1.85	2.08	2.07	2.07	2.09	2.33	2.33	2.33	2.34	2.62	2.62	2.61	2.63	2.96	2.96	2.95	2.97
	Amps	6.1	6.1	6.1	6.2	7.0	7.0	7.0	7.1	8.1	8.1	8.0	8.1	9.2	9.2	9.2	9.2	10.4	10.4	10.4	10.5	11.9	11.9	11.9	12.0
	Hi-PR	279	280	282	287	322	323	325	330	367	368	370	375	416	417	419	424	468	469	471	476	524	525	527	532
Lo-PR	126	127	130	135	133	135	138	143	139	141	144	149	145	146	149	154	150	152	155	160	157	158	161	166	

IDB = Entering Indoor Dry Bulb Temperature  
 High and low pressures are measured at the liquid and suction service valves.  
 Shaded area is AHRI conditions  
 kW = Total system power  
 Amps = outdoor unit amps (comp.-fan)

IDB	AIRFLOW	OUTDOOR AMBIENT TEMPERATURE												ENTERING INDOOR WET BULB TEMPERATURE											
		65°F				75°F				85°F				95°F				105°F				115°F			
		59	63	67	71	59	63	67	71	59	63	67	71	59	63	67	71	59	63	67	71	59	63	67	71
<b>1125</b>	MBh	40.6	41.2	42.4	-	40.2	40.8	42.0	-	39.2	39.7	40.9	-	37.3	37.9	39.1	-	35.1	35.7	36.9	-	27.9	28.4	29.4	-
	S/T	0.59	0.51	0.38	-	0.59	0.52	0.38	-	0.62	0.54	0.41	-	0.64	0.56	0.43	-	0.66	0.58	0.45	-	1.00	0.69	0.55	-
	ΔT	20	18	15	-	20	18	15	-	20	18	15	-	20	18	15	-	20	18	14	-	19	17	14	-
	kW	3.07	3.07	3.06	-	3.48	3.48	3.47	-	3.94	3.93	3.93	-	4.43	4.42	4.42	-	4.98	4.97	4.97	-	4.84	4.83	4.83	-
	Amps	11.6	11.6	11.6	-	13.4	13.4	13.3	-	15.4	15.3	15.3	-	17.5	17.5	17.4	-	19.9	19.9	19.8	-	19.3	19.3	19.2	-
	Hi/PR	280	282	284	-	325	326	328	-	371	372	374	-	421	422	424	-	475	476	478	-	481	482	484	-
Lo/PR	117	118	121	-	124	126	129	-	130	132	135	-	136	137	140	-	141	142	145	-	161	162	166	-	
<b>70 1330</b>	MBh	41.2	41.8	43.0	-	40.9	41.4	42.7	-	39.8	40.4	41.6	-	38.0	38.5	39.8	-	35.7	36.3	37.5	-	28.4	28.9	29.9	-
	S/T	0.67	0.59	0.45	-	0.67	0.60	0.46	-	0.70	0.62	0.49	-	0.72	0.64	0.50	-	0.74	0.66	0.53	-	1.00	1.00	0.63	-
	ΔT	18	17	13	-	18	17	13	-	19	17	13	-	18	17	13	-	18	16	13	-	17	16	13	-
	kW	3.10	3.10	3.09	-	3.51	3.50	3.50	-	3.96	3.96	3.95	-	4.45	4.45	4.44	-	5.00	5.00	4.99	-	4.86	4.86	4.85	-
	Amps	11.7	11.7	11.7	-	13.5	13.5	13.4	-	15.5	15.5	15.4	-	17.6	17.6	17.6	-	20.0	20.0	20.0	-	19.4	19.4	19.3	-
	Hi/PR	283	285	287	-	328	329	331	-	374	375	377	-	424	425	427	-	478	479	481	-	484	485	487	-
Lo/PR	119	121	123	-	126	128	131	-	132	134	137	-	138	139	142	-	143	144	147	-	163	165	168	-	
<b>1525</b>	MBh	42.0	42.6	43.8	-	41.6	42.2	43.4	-	40.6	41.1	42.4	-	38.7	39.3	40.5	-	36.5	37.1	38.3	-	29.1	29.6	30.6	-
	S/T	0.70	0.63	0.49	-	0.71	0.63	0.50	-	0.73	0.66	0.52	-	0.75	0.68	0.54	-	1.00	0.70	0.56	-	1.00	1.00	0.67	-
	ΔT	17	16	12	-	17	16	12	-	18	16	12	-	17	16	12	-	17	15	12	-	16	15	12	-
	kW	3.12	3.12	3.11	-	3.53	3.52	3.52	-	3.98	3.98	3.97	-	4.47	4.47	4.46	-	5.02	5.02	5.01	-	4.88	4.87	4.87	-
	Amps	11.8	11.8	11.8	-	13.6	13.6	13.5	-	15.6	15.5	15.5	-	17.7	17.7	17.7	-	20.1	20.1	20.0	-	19.4	19.4	19.4	-
	Hi/PR	286	287	289	-	330	332	334	-	377	378	380	-	427	428	430	-	481	482	484	-	486	487	489	-
Lo/PR	121	123	126	-	128	130	133	-	135	136	139	-	140	141	144	-	145	147	150	-	165	167	170	-	
<b>1125</b>	MBh	40.6	41.2	42.4	44.3	40.2	40.8	42.0	43.9	39.2	39.8	41.0	42.8	37.4	37.9	39.1	41.0	35.1	35.7	36.9	38.8	27.9	28.4	29.4	31.0
	S/T	0.72	0.64	0.50	0.36	0.72	0.65	0.51	0.37	0.75	0.67	0.54	0.39	1.00	0.69	0.56	0.41	1.00	0.71	0.58	0.43	1.00	1.00	0.69	0.53
	ΔT	24	22	19	15	24	22	19	15	24	22	19	15	24	22	19	15	24	22	18	15	22	21	18	14
	kW	3.07	3.07	3.06	3.09	3.48	3.47	3.47	3.50	3.93	3.93	3.92	3.95	4.43	4.42	4.41	4.45	4.97	4.97	4.96	5.00	4.83	4.83	4.83	4.85
	Amps	11.6	11.6	11.5	11.7	13.4	13.3	13.3	13.5	15.3	15.3	15.3	15.4	17.5	17.5	17.4	17.6	19.9	19.9	19.8	20.0	19.3	19.2	19.2	19.3
	Hi/PR	281	282	284	289	325	326	328	333	371	373	375	379	421	423	425	430	475	477	479	483	481	482	484	489
Lo/PR	117	118	121	126	124	126	129	134	130	132	135	140	136	137	140	145	141	142	145	150	161	162	166	171	
<b>75 1330</b>	MBh	41.3	41.8	43.0	44.9	40.9	41.5	42.7	44.5	39.8	40.4	41.6	43.5	38.0	38.6	39.8	41.6	35.8	36.3	37.6	39.4	28.5	28.9	30.0	31.5
	S/T	0.79	0.72	0.58	0.44	0.80	0.72	0.59	0.45	0.83	0.75	0.61	0.47	1.00	0.77	0.63	0.49	1.00	0.79	0.66	0.51	1.00	1.00	0.77	0.62
	ΔT	22	21	17	14	22	21	17	14	23	21	17	14	22	21	17	14	22	20	17	13	21	19	16	13
	kW	3.10	3.09	3.09	3.12	3.50	3.50	3.49	3.53	3.96	3.96	3.95	3.98	4.45	4.45	4.44	4.47	5.00	5.00	4.99	5.02	4.86	4.85	4.85	4.88
	Amps	11.7	11.7	11.7	11.8	13.5	13.5	13.4	13.6	15.5	15.4	15.4	15.5	17.6	17.6	17.6	17.7	20.0	20.0	19.9	20.1	19.4	19.3	19.3	19.4
	Hi/PR	284	285	287	292	328	329	331	336	374	376	378	382	424	426	428	432	478	480	482	486	484	485	487	491
Lo/PR	119	121	124	129	126	128	131	136	132	134	137	142	138	139	142	147	143	144	147	152	163	165	168	173	
<b>1525</b>	MBh	42.0	42.6	43.8	45.7	41.7	42.2	43.4	45.3	40.6	41.2	42.4	44.2	38.8	39.3	40.6	42.4	36.5	37.1	38.3	40.2	29.1	29.6	30.6	32.2
	S/T	0.83	0.76	0.62	0.48	0.84	0.76	0.63	0.48	1.00	0.79	0.65	0.51	1.00	0.81	0.67	0.53	1.00	0.83	0.69	0.55	1.00	1.00	0.81	0.66
	ΔT	21	20	16	13	21	20	16	13	22	20	16	13	21	20	16	13	21	19	16	12	20	18	15	12
	kW	3.12	3.11	3.11	3.14	3.53	3.52	3.52	3.55	3.98	3.98	3.97	4.00	4.47	4.47	4.46	4.49	5.02	5.02	5.01	5.04	4.87	4.87	4.87	4.89
	Amps	11.8	11.8	11.8	11.9	13.6	13.6	13.5	13.7	15.5	15.5	15.5	15.6	17.7	17.7	17.6	17.8	20.1	20.1	20.0	20.2	19.4	19.4	19.4	19.5
	Hi/PR	286	288	290	294	331	332	334	339	377	378	380	385	427	428	430	435	481	482	484	489	486	487	489	494
Lo/PR	121	123	126	131	128	130	133	138	135	136	139	144	140	141	144	149	145	147	150	155	166	167	170	176	

IDB = Entering Indoor Dry Bulb Temperature  
 High and low pressures are measured at the liquid and suction service valves.  
 Shaded area is ACCA (TVA) conditions  
 kW = Total system power  
 Amps = outdoor unit amps (comp.-fan)

IDB	OUTDOOR AMBIENT TEMPERATURE												ENTERING INDOOR WET BULB TEMPERATURE													
	65°F				75°F				85°F				95°F				105°F				115°F					
	59	63	67	71	59	63	67	71	59	63	67	71	59	63	67	71	59	63	67	71	59	63	67	71		
<b>1125</b>	MBh	40.8	41.4	42.6	44.5	40.5	41.0	42.2	44.1	39.4	40.0	41.2	43.0	37.6	38.1	39.4	41.2	35.3	35.9	37.1	39.0	28.1	28.6	29.6	31.2	
	S/T	0.84	0.77	0.63	0.49	1.00	0.77	0.64	0.49	1.00	0.80	0.66	0.52	1.00	0.82	0.68	0.54	1.00	0.84	0.70	0.56	1.00	1.00	1.00	0.82	0.67
	ΔT	28	26	23	19	28	26	23	19	28	26	23	19	28	26	23	19	28	26	22	19	26	24	21	18	
	kW	3.07	3.07	3.06	3.09	3.48	3.48	3.47	3.50	3.94	3.93	3.92	3.96	4.43	4.42	4.42	4.45	4.98	4.97	4.97	5.00	4.84	4.83	4.83	4.85	
	Amps	11.6	11.6	11.6	11.7	13.4	13.4	13.3	13.5	15.3	15.3	15.3	15.4	17.5	17.5	17.4	17.6	19.9	19.9	19.8	20.0	19.3	19.3	19.3	19.3	
	Hi/PR	281	282	284	289	325	327	329	334	372	373	375	380	422	423	425	430	476	477	479	484	482	483	485	489	
Lo/PR	117	119	122	127	125	126	129	134	131	132	135	140	136	138	141	146	141	143	146	151	161	163	166	172		
<b>80 1330</b>	MBh	41.5	42.0	43.3	45.1	41.1	41.7	42.9	44.7	40.0	40.6	41.8	43.7	38.2	38.8	<b>40.0</b>	41.9	36.0	36.5	37.8	39.6	28.6	29.1	30.1	31.7	
	S/T	0.92	0.84	0.71	0.57	1.00	0.85	0.71	0.57	1.00	0.88	0.74	0.60	1.00	0.89	<b>0.76</b>	0.62	1.00	0.92	0.78	0.64	1.00	1.00	1.00	0.75	
	ΔT	26	25	21	18	26	25	21	18	27	25	21	18	26	25	<b>21</b>	18	26	24	21	17	25	23	20	17	
	kW	3.10	3.10	3.09	3.12	3.51	3.50	3.50	3.53	3.96	3.96	3.95	3.98	4.45	4.45	<b>4.44</b>	4.47	5.00	5.00	4.99	5.02	4.86	4.86	4.86	4.88	
	Amps	11.7	11.7	11.7	11.8	13.5	13.5	13.4	13.6	15.5	15.5	15.4	15.6	17.6	17.6	<b>17.6</b>	17.7	20.0	20.0	20.0	20.1	19.4	19.4	19.4	19.4	
	Hi/PR	284	285	287	292	328	330	332	337	375	376	378	383	425	426	<b>428</b>	433	479	480	482	487	484	485	487	492	
Lo/PR	120	121	124	129	127	128	131	136	133	134	137	142	138	140	<b>143</b>	148	143	145	148	153	164	165	168	174		
<b>1525</b>	MBh	42.2	42.8	44.0	45.9	41.9	42.4	43.7	45.5	40.8	41.4	42.6	44.5	39.0	39.5	40.8	42.6	36.7	37.3	38.5	40.4	29.3	29.8	30.8	32.4	
	S/T	0.96	0.88	0.75	0.60	1.00	0.89	0.75	0.61	1.00	0.91	0.78	0.63	1.00	0.93	0.80	0.65	1.00	1.00	0.82	0.68	1.00	1.00	1.00	0.79	
	ΔT	25	24	20	17	25	24	20	17	26	24	20	17	25	24	20	17	25	23	20	16	24	22	19	16	
	kW	3.12	3.12	3.11	3.14	3.53	3.52	3.52	3.55	3.98	3.98	3.97	4.00	4.47	4.47	4.46	4.50	5.02	5.02	5.01	5.05	4.88	4.87	4.87	4.89	
	Amps	11.8	11.8	11.8	11.9	13.6	13.6	13.5	13.7	15.6	15.5	15.5	15.6	17.7	17.7	17.6	17.8	20.1	20.1	20.0	20.1	19.4	19.4	19.4	19.5	
	Hi/PR	287	288	290	295	331	332	334	339	378	379	381	386	428	429	431	436	482	483	485	490	487	488	490	494	
Lo/PR	122	123	126	131	129	130	133	138	135	137	140	145	141	142	145	150	146	147	150	155	166	168	171	176		
<b>1125</b>	MBh	41.5	42.1	43.3	45.2	41.1	41.7	42.9	44.8	40.1	40.7	41.9	43.7	38.2	38.8	40.0	41.9	36.0	36.6	37.8	39.7	28.7	29.2	30.2	31.7	
	S/T	1.00	0.87	0.73	0.59	1.00	0.87	0.74	0.59	1.00	0.90	0.76	0.62	1.00	1.00	0.78	0.64	1.00	1.00	0.80	0.66	1.00	1.00	1.00	0.78	
	ΔT	31	30	26	23	31	30	26	23	32	30	26	23	31	30	26	23	31	29	26	22	29	27	24	21	
	kW	3.08	3.08	3.07	3.10	3.49	3.48	3.48	3.51	3.94	3.94	3.93	3.96	4.43	4.43	4.42	4.46	4.98	4.98	4.97	5.01	4.84	4.84	4.83	4.86	
	Amps	11.6	11.6	11.6	11.7	13.4	13.4	13.4	13.5	15.4	15.4	15.3	15.5	17.5	17.5	17.5	17.6	19.9	19.9	19.9	20.0	19.3	19.3	19.3	19.4	
	Hi/PR	282	284	286	291	327	328	330	335	373	374	376	381	423	424	426	431	477	478	480	485	483	484	486	490	
Lo/PR	119	121	124	129	126	128	131	136	133	134	137	142	138	139	142	147	143	145	148	153	163	165	168	174		
<b>85 1330</b>	MBh	42.2	42.7	43.9	45.8	41.8	42.4	43.6	45.4	40.7	41.3	42.5	44.4	38.9	39.5	40.7	42.5	36.7	37.2	38.5	40.3	29.2	29.7	30.7	32.3	
	S/T	1.00	0.95	0.81	0.67	1.00	0.95	0.82	0.67	1.00	1.00	0.84	0.70	1.00	1.00	0.86	0.72	1.00	1.00	0.88	0.74	1.00	1.00	1.00	0.86	
	ΔT	30	28	25	21	30	28	25	21	30	28	25	22	30	28	25	21	30	28	25	21	28	26	23	20	
	kW	3.11	3.10	3.10	3.13	3.51	3.51	3.50	3.54	3.97	3.97	3.96	3.99	4.46	4.46	4.45	4.48	5.01	5.01	5.00	5.03	4.87	4.86	4.86	4.88	
	Amps	11.7	11.7	11.7	11.8	13.5	13.5	13.5	13.6	15.5	15.5	15.5	15.6	17.6	17.6	17.6	17.7	20.0	20.0	20.0	20.1	19.4	19.4	19.4	19.5	
	Hi/PR	285	287	289	294	330	331	333	338	376	377	379	384	426	427	429	434	480	481	483	488	486	487	488	493	
Lo/PR	121	123	126	131	129	130	133	138	135	136	139	144	140	141	144	149	145	147	150	155	166	167	170	176		
<b>1525</b>	MBh	42.9	43.5	44.7	46.6	42.6	43.1	44.3	46.2	41.5	42.1	43.3	45.1	39.7	40.2	41.5	43.3	37.4	38.0	39.2	41.1	29.9	30.3	31.4	32.9	
	S/T	1.00	0.98	0.85	0.70	1.00	0.99	0.85	0.71	1.00	1.00	0.88	0.74	1.00	1.00	0.90	0.76	1.00	1.00	0.92	0.78	1.00	1.00	1.00	0.90	
	ΔT	29	27	24	20	29	27	24	20	29	27	24	20	29	27	24	20	29	27	23	20	27	25	22	19	
	kW	3.13	3.12	3.12	3.15	3.54	3.53	3.53	3.56	3.99	3.99	3.98	4.01	4.48	4.48	4.47	4.50	5.03	5.03	5.02	5.05	4.88	4.88	4.87	4.90	
	Amps	11.8	11.8	11.8	11.9	13.6	13.6	13.6	13.7	15.6	15.6	15.5	15.7	17.7	17.7	17.7	17.8	20.1	20.1	20.1	20.2	19.5	19.5	19.4	19.5	
	Hi/PR	288	289	291	296	332	334	336	341	379	380	382	387	429	430	432	437	483	484	486	491	488	489	491	495	
Lo/PR	124	125	128	133	131	132	135	140	137	138	141	146	142	144	147	152	147	149	152	157	168	170	173	178		

IDB = Entering Indoor Dry Bulb Temperature  
 High and low pressures are measured at the liquid and suction service valves.  
 Shaded area is AHRI conditions  
 kW = Total system power  
 Amps = outdoor unit amps (comp.-fan)

IDB		OUTDOOR AMBIENT TEMPERATURE												ENTERING INDOOR WET BULB TEMPERATURE											
		65°F				75°F				85°F				95°F				105°F				115°F			
		59	63	67	71	59	63	67	71	59	63	67	71	59	63	67	71	59	63	67	71	59	63	67	71
970	MBh	29.2	29.6	30.5	-	28.9	29.3	30.2	-	28.2	28.6	29.5	-	26.9	27.3	28.1	-	25.2	25.7	26.5	-	23.8	24.2	25.1	-
	S/T	0.61	0.53	0.39	-	0.61	0.53	0.40	-	0.64	0.56	0.42	-	0.66	0.58	0.44	-	1.00	0.60	0.46	-	1.00	0.66	0.52	-
	ΔT	19	17	14	-	19	17	14	-	19	18	14	-	19	17	14	-	19	17	14	-	20	18	15	-
	kW	1.93	1.93	1.93	-	2.19	2.19	2.18	-	2.48	2.47	2.47	-	2.79	2.78	2.78	-	3.13	3.13	3.13	-	3.54	3.54	3.53	-
	Amps	7.3	7.3	7.3	-	8.4	8.4	8.4	-	9.7	9.6	9.6	-	11.0	11.0	11.0	-	12.5	12.5	12.5	-	14.3	14.3	14.2	-
	Hi PR	268	269	271	-	311	312	314	-	355	356	358	-	403	404	406	-	454	455	457	-	509	510	512	-
	Lo PR	120	122	125	-	128	129	132	-	134	136	139	-	139	141	144	-	145	146	149	-	151	153	156	-
	MBh	29.6	30.1	30.9	-	29.4	29.8	30.7	-	28.6	29.0	29.9	-	27.3	27.7	28.6	-	25.7	26.1	27.0	-	24.2	24.6	25.5	-
	S/T	0.68	0.61	0.47	-	0.69	0.61	0.47	-	0.72	0.64	0.50	-	0.74	0.66	0.52	-	1.00	0.68	0.54	-	1.00	0.73	0.59	-
	ΔT	18	16	13	-	18	16	13	-	18	16	13	-	18	16	13	-	18	16	13	-	19	17	14	-
kW	1.95	1.95	1.94	-	2.21	2.20	2.20	-	2.49	2.49	2.49	-	2.80	2.80	2.80	-	3.15	3.15	3.14	-	3.55	3.55	3.55	-	
Amps	7.4	7.4	7.3	-	8.5	8.5	8.5	-	9.7	9.7	9.7	-	11.1	11.1	11.0	-	12.6	12.6	12.6	-	14.3	14.3	14.3	-	
Hi PR	271	272	274	-	313	314	316	-	358	359	361	-	405	407	409	-	457	458	460	-	512	513	515	-	
Lo PR	122	124	127	-	130	131	134	-	136	138	141	-	142	143	146	-	147	148	151	-	154	155	158	-	
MBh	30.2	30.6	31.5	-	29.9	30.4	31.2	-	29.2	29.6	30.5	-	27.9	28.3	29.2	-	26.3	26.7	27.5	-	24.8	25.2	26.1	-	
S/T	0.72	0.64	0.51	-	0.73	0.65	0.51	-	0.75	0.68	0.54	-	1.00	0.70	0.56	-	1.00	0.72	0.58	-	1.00	0.77	0.63	-	
ΔT	17	15	12	-	17	15	12	-	17	15	12	-	17	15	12	-	16	15	11	-	18	16	13	-	
kW	1.96	1.96	1.96	-	2.22	2.22	2.21	-	2.51	2.50	2.50	-	2.81	2.81	2.81	-	3.16	3.16	3.15	-	3.57	3.56	3.56	-	
Amps	7.4	7.4	7.4	-	8.5	8.5	8.5	-	9.8	9.8	9.8	-	11.1	11.1	11.1	-	12.6	12.6	12.6	-	14.4	14.4	14.4	-	
Hi PR	274	275	277	-	316	317	319	-	360	361	363	-	408	409	411	-	460	461	463	-	515	516	518	-	
Lo PR	125	126	129	-	132	134	137	-	139	140	143	-	144	145	149	-	149	151	154	-	156	157	161	-	
MBh	29.2	29.6	30.5	31.8	28.9	29.4	30.2	31.6	28.2	28.6	29.5	30.8	26.9	27.3	28.2	29.5	25.3	25.7	26.6	27.9	23.8	24.2	25.1	26.4	
S/T	0.74	0.66	0.52	0.38	0.75	0.67	0.53	0.38	1.00	0.69	0.55	0.41	1.00	0.71	0.57	0.43	1.00	0.74	0.60	0.45	1.00	0.79	0.65	0.50	
ΔT	23	21	18	15	23	21	18	15	23	21	18	15	23	21	18	14	23	21	18	14	24	22	19	15	
kW	1.93	1.93	1.93	1.95	2.19	2.19	2.18	2.20	2.47	2.47	2.47	2.49	2.78	2.78	2.78	2.80	3.13	3.13	3.12	3.14	3.54	3.53	3.53	3.55	
Amps	7.3	7.3	7.3	7.4	8.4	8.4	8.4	8.5	9.7	9.6	9.6	9.7	11.0	11.0	11.0	11.1	12.5	12.5	12.5	12.6	14.3	14.3	14.2	14.3	
Hi PR	268	270	271	276	311	312	314	318	355	356	358	363	403	404	406	411	455	456	458	462	510	511	513	517	
Lo PR	120	122	125	130	128	129	132	137	134	136	139	144	140	141	144	149	145	146	149	155	152	153	156	161	
MBh	29.7	30.1	30.9	32.3	29.4	29.8	30.7	32.0	28.6	29.0	29.9	31.3	27.3	27.7	28.6	29.9	25.7	26.1	27.0	28.3	24.2	24.7	25.5	26.9	
S/T	0.82	0.74	0.60	0.45	0.82	0.74	0.61	0.46	1.00	0.77	0.63	0.48	1.00	0.79	0.65	0.50	1.00	0.81	0.67	0.53	1.00	1.00	0.73	0.58	
ΔT	22	20	17	13	22	20	17	13	22	20	17	13	22	20	17	13	21	20	16	13	22	21	17	14	
kW	1.95	1.95	1.94	1.96	2.20	2.20	2.20	2.22	2.49	2.49	2.48	2.50	2.80	2.80	2.79	2.81	3.15	3.14	3.14	3.16	3.55	3.55	3.55	3.57	
Amps	7.4	7.4	7.3	7.4	8.5	8.5	8.4	8.5	9.7	9.7	9.7	9.8	11.1	11.1	11.0	11.1	12.6	12.6	12.5	12.6	14.3	14.3	14.3	14.4	
Hi PR	271	272	274	279	313	315	317	321	358	359	361	366	406	407	409	413	457	458	460	465	512	513	515	520	
Lo PR	122	124	127	132	130	131	134	139	136	138	141	146	142	143	146	151	147	148	152	157	154	155	158	163	
MBh	30.2	30.6	31.5	32.8	30.0	30.4	31.2	32.6	29.2	29.6	30.5	31.8	27.9	28.3	29.2	30.5	26.3	26.7	27.6	28.9	24.8	25.2	26.1	27.4	
S/T	0.86	0.78	0.64	0.49	0.86	0.78	0.64	0.50	1.00	0.81	0.67	0.52	1.00	0.83	0.69	0.54	1.00	0.85	0.71	0.57	1.00	1.00	0.77	0.62	
ΔT	21	19	16	12	21	19	16	12	21	19	16	12	21	19	16	12	20	19	15	12	21	20	16	13	
kW	1.96	1.96	1.96	1.97	2.22	2.22	2.21	2.23	2.50	2.50	2.50	2.52	2.81	2.81	2.81	2.83	3.16	3.16	3.15	3.17	3.56	3.56	3.56	3.58	
Amps	7.4	7.4	7.4	7.5	8.5	8.5	8.5	8.6	9.8	9.8	9.8	9.8	11.1	11.1	11.1	11.2	12.6	12.6	12.6	12.7	14.4	14.4	14.4	14.4	
Hi PR	274	275	277	281	316	317	319	324	361	362	364	368	408	410	411	416	460	461	463	468	515	516	518	523	
Lo PR	125	126	129	134	132	134	137	142	139	140	143	148	144	145	149	154	149	151	154	159	156	157	161	166	

Shaded area is ACCA (TVA) conditions  
 kW = Total system power  
 Amps = outdoor unit amps (comp.-fan)  
 IDB = Entering indoor Dry Bulb Temperature  
 High and low pressures are measured at the liquid and suction service valves.

IDB	OUTDOOR AMBIENT TEMPERATURE												ENTERING INDOOR WET BULB TEMPERATURE												
	65°F				75°F				85°F				95°F				105°F				115°F				
	59	63	67	71	59	63	67	71	59	63	67	71	59	63	67	71	59	63	67	71	59	63	67	71	
<b>970</b>	MBh	29.4	29.8	30.6	32.0	29.1	29.5	30.4	31.7	28.3	28.7	29.6	31.0	27.0	27.4	28.3	29.6	25.4	25.8	26.7	28.0	23.9	24.4	25.2	26.6
	S/T	0.87	0.79	0.65	0.50	1.00	0.80	0.66	0.51	1.00	0.82	0.68	0.54	1.00	0.84	0.70	0.56	1.00	1.00	0.73	0.58	1.00	1.00	0.78	0.63
	ΔT	27	25	22	18	27	25	22	18	27	25	22	19	27	25	22	18	27	25	22	18	28	26	23	19
	kW	1.93	1.93	1.93	1.95	2.19	2.19	2.18	2.20	2.48	2.47	2.47	2.49	2.79	2.78	2.78	2.80	3.13	3.13	3.12	3.14	3.54	3.53	3.53	3.55
	Amps	7.3	7.3	7.3	7.4	8.4	8.4	8.4	8.5	9.7	9.6	9.6	9.7	11.0	11.0	11.0	11.1	12.5	12.5	12.5	12.6	14.3	14.3	14.3	14.3
	Hi PR	269	270	272	277	311	312	314	319	356	357	359	363	403	405	407	411	455	456	458	463	510	511	513	518
	Lo PR	121	122	125	131	128	130	133	138	135	136	139	144	140	142	145	150	145	147	150	155	152	154	157	162
	MBh	29.8	30.2	31.1	32.4	29.6	30.0	30.8	32.2	28.8	29.2	30.1	31.4	27.5	27.9	28.8	30.1	25.9	26.3	27.2	28.5	24.4	24.8	25.7	27.0
	S/T	1.00	0.87	0.73	0.58	1.00	0.87	0.73	0.59	1.00	0.90	0.76	0.61	1.00	0.92	0.78	0.63	1.00	1.00	0.80	0.66	1.00	1.00	0.86	0.71
	ΔT	26	24	21	17	25	24	20	17	26	24	21	17	25	24	20	17	25	23	20	17	26	25	21	18
kW	1.95	1.95	1.94	1.96	2.21	2.20	2.20	2.22	2.49	2.49	2.49	2.51	2.80	2.80	2.80	2.81	3.15	3.15	3.14	3.16	3.55	3.55	3.55	3.57	
Amps	7.4	7.4	7.3	7.4	8.5	8.5	8.5	8.5	9.7	9.7	9.7	9.8	11.1	11.1	11.1	11.1	12.6	12.6	12.5	12.6	14.3	14.3	14.3	14.4	
Hi PR	272	273	275	279	314	315	317	322	358	360	361	366	406	407	409	414	458	459	461	465	513	514	516	521	
Lo PR	123	124	128	133	130	132	135	140	137	138	141	146	142	144	147	152	147	149	152	157	154	156	159	164	
MBh	30.4	30.8	31.7	33.0	30.1	30.5	31.4	32.7	29.3	29.8	30.6	32.0	28.0	28.4	29.3	30.7	26.4	26.8	27.7	29.0	25.0	25.4	26.2	27.6	
S/T	1.00	0.91	0.77	0.62	1.00	0.91	0.77	0.63	1.00	0.94	0.80	0.65	1.00	1.00	0.82	0.67	1.00	1.00	0.84	0.69	1.00	1.00	0.89	0.75	
ΔT	24	23	19	16	24	23	19	16	25	23	20	16	24	23	19	16	24	22	19	16	25	24	20	17	
kW	1.96	1.96	1.96	1.98	2.22	2.22	2.21	2.23	2.51	2.50	2.50	2.52	2.81	2.81	2.81	2.83	3.16	3.16	3.15	3.17	3.57	3.56	3.56	3.58	
Amps	7.4	7.4	7.4	7.5	8.5	8.5	8.5	8.6	9.8	9.8	9.8	9.8	11.1	11.1	11.1	11.2	12.6	12.6	12.6	12.7	14.4	14.4	14.4	14.5	
Hi PR	274	275	277	282	317	318	320	324	361	362	364	369	409	410	412	417	460	462	463	468	515	517	518	523	
Lo PR	125	127	130	135	133	134	137	142	139	141	144	149	145	146	149	154	150	151	154	160	157	158	161	166	
MBh	29.9	30.3	31.1	32.5	29.6	30.0	30.9	32.2	28.8	29.2	30.1	31.5	27.5	27.9	28.8	30.1	25.9	26.3	27.2	28.5	24.4	24.9	25.7	27.1	
S/T	1.00	0.89	0.75	0.61	1.00	0.90	0.76	0.61	1.00	1.00	0.79	0.64	1.00	1.00	0.81	0.66	1.00	1.00	0.83	0.68	1.00	1.00	0.80	0.74	
ΔT	30	28	25	22	30	28	25	22	30	29	25	22	30	28	25	22	30	28	25	22	31	29	26	23	
kW	1.94	1.94	1.93	1.95	2.19	2.19	2.19	2.21	2.48	2.48	2.47	2.49	2.79	2.79	2.78	2.80	3.14	3.13	3.13	3.15	3.54	3.54	3.54	3.56	
Amps	7.3	7.3	7.3	7.4	8.4	8.4	8.4	8.5	9.7	9.7	9.7	9.7	11.0	11.0	11.0	11.1	12.5	12.5	12.5	12.6	14.3	14.3	14.3	14.3	
Hi PR	270	271	273	278	313	314	316	320	357	358	360	365	405	406	408	412	456	457	459	464	511	512	514	519	
Lo PR	123	124	127	132	130	131	135	140	136	138	141	146	142	143	146	152	147	149	152	157	154	155	158	164	
MBh	30.3	30.7	31.6	32.9	30.0	30.5	31.3	32.7	29.3	29.7	30.6	31.9	28.0	28.4	29.3	30.6	26.4	26.8	27.6	29.0	24.9	25.3	26.2	27.5	
S/T	1.00	0.97	0.83	0.68	1.00	0.98	0.84	0.69	1.00	1.00	0.86	0.72	1.00	1.00	0.88	0.74	1.00	1.00	0.91	0.76	1.00	1.00	0.90	0.81	
ΔT	29	27	24	21	29	27	24	21	29	27	24	21	29	27	24	21	29	27	24	20	30	28	25	21	
kW	1.95	1.95	1.95	1.97	2.21	2.21	2.20	2.22	2.50	2.49	2.49	2.51	2.81	2.80	2.80	2.82	3.15	3.15	3.15	3.17	3.56	3.56	3.55	3.57	
Amps	7.4	7.4	7.4	7.4	8.5	8.5	8.5	8.6	9.7	9.7	9.7	9.8	11.1	11.1	11.1	11.2	12.6	12.6	12.6	12.7	14.4	14.4	14.3	14.4	
Hi PR	273	274	276	281	315	316	318	323	360	361	363	367	407	409	411	415	459	460	462	467	514	515	517	522	
Lo PR	125	126	129	134	132	134	137	142	139	140	143	148	144	145	149	154	149	151	154	159	156	157	161	166	
MBh	30.9	31.3	32.2	33.5	30.6	31.0	31.9	33.2	29.8	30.3	31.1	32.5	28.5	28.9	29.8	31.1	26.9	27.3	28.2	29.5	25.5	25.9	26.7	28.1	
S/T	1.00	1.00	0.87	0.72	1.00	1.00	0.88	0.73	1.00	1.00	0.90	0.76	1.00	1.00	0.92	0.78	1.00	1.00	0.95	0.80	1.00	1.00	0.90	0.85	
ΔT	28	26	23	20	28	26	23	19	28	26	23	20	28	26	23	19	28	26	23	19	29	27	24	20	
kW	1.97	1.97	1.96	1.98	2.22	2.22	2.22	2.24	2.51	2.51	2.50	2.52	2.82	2.82	2.81	2.83	3.17	3.16	3.16	3.18	3.57	3.57	3.56	3.58	
Amps	7.4	7.4	7.4	7.5	8.6	8.6	8.5	8.6	9.8	9.8	9.8	9.9	11.2	11.1	11.1	11.2	12.7	12.6	12.6	12.7	14.4	14.4	14.4	14.5	
Hi PR	276	277	279	283	318	319	321	326	362	363	365	370	410	411	413	418	462	463	465	469	517	518	520	524	
Total Power	1,968	1,966	1,961	1,981	2,224	2,222	2,218	2,237	2,510	2,508	2,504	2,523	2,820	2,818	2,813	2,833	3,165	3,163	3,159	3,179	3,571	3,569	3,565	3,584	

IDB = Entering Indoor Dry Bulb Temperature  
 High and low pressures are measured at the liquid and suction service valves.  
 Shaded area is AHRI conditions  
 kW = Total system power  
 Amps = outdoor unit amps (comp.-fan)

EXPANDED COOLING DATA — DX17VSS481AA / CA\*E4860\*4A\* + D\*96VC1005CNA\* AT 100%

IDB	OUTDOOR AMBIENT TEMPERATURE												ENTERING INDOOR WET BULB TEMPERATURE												
	65°F				75°F				85°F				95°F				105°F				115°F				
	59	63	67	71	59	63	67	71	59	63	67	71	59	63	67	71	59	63	67	71	59	63	67	71	
<b>1125</b>	MBh	46.1	46.7	48.1	-	45.6	46.3	47.7	-	44.4	45.1	46.5	-	42.4	43.0	44.4	-	38.4	39.1	40.4	-	28.0	28.5	29.5	-
	S/T	0.55	0.47	0.34	-	0.55	0.48	0.35	-	0.58	0.50	0.37	-	0.59	0.52	0.39	-	0.64	0.56	0.43	-	1.00	1.00	0.54	-
	ΔT	21	19	15	-	21	19	15	-	21	19	16	-	21	19	15	-	20	18	15	-	18	17	14	-
	kW	3.75	3.75	3.74	-	4.27	4.26	4.25	-	4.84	4.83	4.82	-	5.46	5.45	5.44	-	5.96	5.95	5.94	-	5.35	5.35	5.34	-
	Amps	14.4	14.3	14.3	-	16.6	16.6	16.5	-	19.1	19.1	19.0	-	21.8	21.7	21.7	-	23.9	23.9	23.9	-	21.3	21.3	21.3	-
	Hi PR	282	283	285	-	327	328	330	-	374	375	377	-	424	425	427	-	470	471	473	-	484	485	487	-
	Lo PR	115	116	119	-	122	123	126	-	128	130	132	-	133	135	138	-	141	142	145	-	162	164	167	-
	MBh	46.9	47.6	48.9	-	46.5	47.1	48.5	-	45.3	45.9	47.3	-	43.2	43.9	45.2	-	39.2	39.9	41.2	-	28.6	29.1	30.1	-
	S/T	0.64	0.56	0.43	-	0.64	0.57	0.44	-	0.67	0.59	0.46	-	0.69	0.61	0.48	-	1.00	0.66	0.52	-	1.00	1.00	0.64	-
	ΔT	19	17	14	-	19	17	14	-	19	18	14	-	19	17	14	-	18	17	13	-	17	15	12	-
kW	3.79	3.79	3.78	-	4.31	4.30	4.29	-	4.88	4.87	4.86	-	5.50	5.49	5.48	-	6.00	5.99	5.98	-	5.38	5.38	5.37	-	
Amps	14.5	14.5	14.5	-	16.8	16.7	16.7	-	19.2	19.2	19.2	-	21.9	21.9	21.9	-	24.1	24.1	24.1	-	21.5	21.4	21.4	-	
Hi PR	286	287	289	-	330	332	334	-	377	378	380	-	428	429	431	-	473	474	476	-	487	488	490	-	
Lo PR	117	119	122	-	124	126	129	-	130	132	135	-	136	137	140	-	143	145	148	-	165	167	170	-	
MBh	47.6	48.2	49.6	-	47.1	47.8	49.2	-	45.9	46.6	48.0	-	43.9	44.5	45.9	-	39.9	40.5	41.8	-	29.1	29.6	30.6	-	
S/T	0.67	0.59	0.46	-	0.67	0.60	0.47	-	0.70	0.62	0.49	-	0.72	0.64	0.51	-	1.00	0.69	0.55	-	1.00	1.00	0.68	-	
ΔT	18	16	13	-	18	16	13	-	19	17	13	-	18	16	13	-	18	16	12	-	16	15	12	-	
kW	3.81	3.81	3.80	-	4.33	4.32	4.31	-	4.90	4.89	4.88	-	5.52	5.51	5.50	-	6.01	6.01	6.00	-	5.40	5.40	5.39	-	
Amps	14.6	14.6	14.6	-	16.8	16.8	16.8	-	19.3	19.3	19.3	-	22.0	22.0	22.0	-	24.2	24.2	24.1	-	21.5	21.5	21.5	-	
Hi PR	288	289	291	-	332	334	336	-	379	381	383	-	430	431	433	-	475	476	478	-	489	490	492	-	
Lo PR	119	120	123	-	126	127	130	-	132	134	137	-	137	139	142	-	145	146	149	-	167	169	172	-	
<b>1125</b>	MBh	46.1	46.7	48.1	50.2	45.7	46.3	47.7	49.8	44.5	45.1	46.5	48.6	42.4	43.0	44.4	46.5	38.5	39.1	40.4	42.5	28.0	28.5	29.5	31.1
	S/T	0.67	0.60	0.47	0.33	0.67	0.60	0.47	0.34	0.70	0.63	0.50	0.36	1.00	0.64	0.52	0.38	1.00	0.69	0.56	0.41	1.00	1.00	0.68	0.52
	ΔT	25	23	20	16	25	23	20	16	25	23	20	16	25	23	20	16	24	22	19	15	22	20	17	14
	kW	3.75	3.75	3.74	3.78	4.26	4.26	4.25	4.29	4.83	4.83	4.82	4.86	5.45	5.45	5.44	5.48	5.95	5.95	5.94	5.98	5.35	5.35	5.34	5.37
	Amps	14.3	14.3	14.3	14.5	16.6	16.6	16.5	16.7	19.1	19.0	19.0	19.2	21.8	21.7	21.7	21.9	23.9	23.9	23.9	24.0	21.3	21.3	21.3	21.4
	Hi PR	282	284	286	291	327	328	330	335	374	375	377	382	424	426	428	433	470	471	473	478	484	486	487	492
	Lo PR	115	116	119	124	122	123	126	131	128	130	132	137	133	135	138	143	141	142	145	150	162	164	167	173
	MBh	46.9	47.6	49.0	51.1	46.5	47.2	48.5	50.7	45.3	46.0	47.3	49.5	43.2	<b>43.9</b>	45.3	47.4	39.3	39.9	41.2	43.3	28.6	29.1	30.1	31.7
	S/T	0.76	0.69	0.56	0.42	0.77	0.69	0.56	0.43	0.79	0.72	0.59	0.45	1.00	<b>0.74</b>	0.61	0.47	1.00	0.78	0.65	0.51	1.00	1.00	0.78	0.63
	ΔT	23	21	18	14	23	21	18	14	24	22	18	14	23	<b>21</b>	18	14	22	21	17	14	20	19	16	13
kW	3.79	3.79	3.78	3.82	4.30	4.30	4.29	4.33	4.87	4.87	4.86	4.90	5.49	<b>5.49</b>	5.48	5.52	5.99	5.99	5.98	6.02	5.38	5.38	5.37	5.40	
Amps	14.5	14.5	14.5	14.6	16.7	16.7	16.7	16.9	19.2	19.2	19.2	19.3	21.9	<b>21.9</b>	21.9	22.0	24.1	24.1	24.0	24.2	21.4	21.4	21.4	21.5	
Hi PR	286	287	289	294	331	332	334	339	377	379	381	386	428	<b>429</b>	431	436	473	474	476	481	488	489	490	495	
Lo PR	117	119	122	127	124	126	129	134	131	132	135	140	136	<b>137</b>	140	145	143	145	148	153	165	167	170	176	
MBh	47.6	48.2	49.6	51.7	47.2	47.8	49.2	51.3	46.0	46.6	48.0	50.1	43.9	44.5	45.9	48.0	39.9	40.5	41.9	43.9	29.1	29.6	30.6	32.2	
S/T	0.79	0.72	0.59	0.45	0.80	0.72	0.59	0.46	0.82	0.75	0.62	0.48	1.00	0.77	0.64	0.50	1.00	0.82	0.68	0.54	1.00	1.00	0.82	0.66	
ΔT	22	21	17	13	22	21	17	13	23	21	17	14	22	20	17	13	22	20	16	13	20	18	15	12	
kW	3.81	3.81	3.80	3.84	4.32	4.32	4.31	4.35	4.89	4.89	4.88	4.92	5.51	5.51	5.50	5.54	6.01	6.01	6.00	6.04	5.40	5.39	5.39	5.42	
Amps	14.6	14.6	14.5	14.7	16.8	16.8	16.8	16.9	19.3	19.3	19.3	19.4	22.0	22.0	22.0	22.1	24.2	24.2	24.1	24.3	21.5	21.5	21.5	21.6	
Hi PR	288	289	291	296	333	334	336	341	380	381	383	388	430	431	433	438	475	477	478	483	489	491	492	497	
Lo PR	119	120	123	128	126	127	130	135	132	134	137	141	137	139	142	147	145	146	149	154	167	169	172	178	

IDB = Entering Indoor Dry Bulb Temperature  
 High and low pressures are measured at the liquid and suction service valves.  
 Shaded area is ACCA (TVA) conditions  
 kW = Total system power  
 Amps = outdoor unit amps (comp.-fan)



IDB	OUTDOOR AMBIENT TEMPERATURE												ENTERING INDOOR WET BULB TEMPERATURE												
	65°F				75°F				85°F				95°F				105°F				115°F				
	59	63	67	71	59	63	67	71	59	63	67	71	59	63	67	71	59	63	67	71	59	63	67	71	
<b>1125</b>	MBh	46.3	47.0	48.4	50.5	45.9	46.6	47.9	50.1	44.7	45.4	46.7	48.9	42.6	43.3	44.7	46.8	38.7	39.3	40.7	42.7	28.2	28.7	29.7	31.3
	S/T	0.79	0.72	0.59	0.45	0.79	0.72	0.59	0.46	1.00	0.75	0.62	0.48	1.00	0.76	0.64	0.50	1.00	0.81	0.68	0.54	1.00	1.00	1.00	0.66
	ΔT	29	27	24	20	29	27	24	20	29	27	24	20	29	27	24	20	28	26	23	19	25	24	21	18
	kW	3.75	3.75	3.74	3.78	4.26	4.26	4.25	4.29	4.84	4.83	4.82	4.86	5.46	5.45	5.44	5.48	5.96	5.95	5.94	5.98	5.35	5.35	5.34	5.37
	Amps	14.4	14.3	14.3	14.5	16.6	16.6	16.5	16.7	19.1	19.1	19.0	19.2	21.8	21.7	21.7	21.9	23.9	23.9	23.9	24.0	21.3	21.3	21.3	21.4
	Hi PR	283	284	286	291	328	329	331	336	374	376	378	383	425	426	428	433	470	472	473	478	485	486	488	492
	Lo PR	115	117	120	125	122	124	127	132	129	130	133	138	134	135	138	143	141	143	146	151	163	165	168	173
	MBh	47.2	47.8	49.2	51.3	46.8	47.4	48.8	50.9	45.5	46.2	47.6	49.7	43.5	44.1	45.5	47.6	39.5	40.1	41.5	43.5	28.8	29.3	30.3	31.9
	S/T	0.88	0.81	0.68	0.54	1.00	0.81	0.68	0.55	1.00	0.84	0.71	0.57	1.00	0.86	0.73	0.59	1.00	0.91	0.77	0.63	1.00	1.00	1.00	0.76
	ΔT	27	26	22	18	27	26	22	18	28	26	22	19	27	26	22	18	27	25	21	18	24	22	19	16
kW	3.79	3.79	3.78	3.82	4.30	4.30	4.29	4.33	4.88	4.87	4.86	4.90	5.50	5.49	5.48	5.52	5.99	5.99	5.98	6.02	5.38	5.38	5.37	5.40	
Amps	14.5	14.5	14.5	14.6	16.8	16.7	16.7	16.9	19.2	19.2	19.2	19.4	21.9	21.9	21.9	22.1	24.1	24.1	24.1	24.2	21.4	21.4	21.4	21.5	
Hi PR	286	288	290	295	331	332	334	339	378	379	381	386	428	430	432	437	474	475	477	482	488	489	491	495	
Lo PR	118	119	122	127	125	126	129	134	131	132	135	140	136	138	141	146	144	145	148	153	166	167	171	176	
MBh	47.8	48.5	49.9	52.0	47.4	48.1	49.4	51.6	46.2	46.9	48.2	50.3	44.1	44.8	46.2	48.3	40.1	40.8	42.1	44.1	29.3	29.8	30.8	32.4	
S/T	0.91	0.84	0.71	0.57	1.00	0.84	0.71	0.58	1.00	0.87	0.74	0.60	1.00	0.89	0.76	0.62	1.00	1.00	0.81	0.66	1.00	1.00	1.00	0.80	
ΔT	27	25	21	18	27	25	21	18	27	25	21	18	27	25	21	18	26	24	20	17	23	22	19	16	
kW	3.81	3.81	3.80	3.84	4.32	4.32	4.31	4.35	4.90	4.89	4.88	4.92	5.52	5.51	5.50	5.54	6.01	6.01	6.00	6.04	5.40	5.40	5.39	5.42	
Amps	14.6	14.6	14.6	14.7	16.8	16.8	16.8	17.0	19.3	19.3	19.3	19.4	22.0	22.0	22.0	22.1	24.2	24.2	24.1	24.3	21.5	21.5	21.5	21.6	
Hi PR	289	290	292	297	333	334	336	341	380	381	383	388	431	432	434	439	476	477	479	484	490	491	493	497	
Lo PR	120	121	124	129	127	128	131	136	133	134	137	142	138	139	142	147	145	147	150	155	168	169	173	178	
MBh	47.1	47.8	49.1	51.3	46.7	47.3	48.7	50.8	45.5	46.1	47.5	49.6	43.4	44.1	45.4	47.6	39.4	40.1	41.4	43.4	28.8	29.2	30.3	31.8	
S/T	1.00	0.81	0.68	0.55	1.00	0.82	0.69	0.55	1.00	0.84	0.71	0.58	1.00	1.00	0.73	0.60	1.00	1.00	0.78	0.64	1.00	1.00	1.00	0.77	
ΔT	33	31	27	24	33	31	27	24	33	31	28	24	33	31	27	24	32	30	27	23	28	27	24	21	
kW	3.76	3.76	3.75	3.79	4.27	4.27	4.26	4.30	4.85	4.84	4.83	4.87	5.47	5.46	5.45	5.49	5.97	5.96	5.95	5.99	5.36	5.36	5.35	5.38	
Amps	14.4	14.4	14.3	14.5	16.6	16.6	16.6	16.7	19.1	19.1	19.1	19.2	21.8	21.8	21.7	21.9	24.0	24.0	23.9	24.1	21.4	21.3	21.3	21.4	
Hi PR	284	286	287	292	329	330	332	337	376	377	379	384	426	427	429	434	472	473	475	480	486	487	489	493	
Lo PR	117	119	122	126	124	126	129	133	130	132	135	140	136	137	140	145	143	144	147	152	165	167	170	175	
MBh	47.9	48.6	50.0	52.1	47.5	48.2	49.6	51.7	46.3	47.0	48.4	50.5	44.2	44.9	46.3	48.4	40.3	40.9	42.2	44.3	29.4	29.9	30.9	32.5	
S/T	1.00	0.90	0.77	0.64	1.00	0.91	0.78	0.64	1.00	0.93	0.80	0.67	1.00	1.00	0.82	0.69	1.00	1.00	0.87	0.73	1.00	1.00	1.00	0.88	
ΔT	31	29	26	22	31	29	26	22	31	29	26	22	31	29	26	22	30	28	25	21	27	25	22	19	
kW	3.80	3.80	3.79	3.83	4.31	4.31	4.30	4.34	4.89	4.88	4.87	4.91	5.51	5.50	5.49	5.53	6.00	6.00	5.99	6.03	5.39	5.39	5.38	5.41	
Amps	14.6	14.6	14.5	14.7	16.8	16.8	16.7	16.9	19.3	19.3	19.2	19.4	22.0	22.0	21.9	22.1	24.1	24.1	24.1	24.3	21.5	21.5	21.4	21.6	
Hi PR	288	289	291	296	332	334	336	341	379	381	383	387	430	431	433	438	475	476	478	483	489	490	492	497	
Lo PR	120	121	124	129	127	128	131	136	133	134	137	142	138	139	142	147	145	147	150	155	168	169	173	178	
MBh	48.6	49.3	50.6	52.8	48.2	48.8	50.2	52.3	47.0	47.6	49.0	51.1	44.9	45.6	46.9	49.0	40.9	41.5	42.9	44.9	29.9	30.4	31.4	33.0	
S/T	1.00	0.93	0.80	0.67	1.00	0.94	0.81	0.67	1.00	1.00	0.83	0.70	1.00	1.00	0.85	0.72	1.00	1.00	0.91	0.76	1.00	1.00	1.00	0.91	
ΔT	30	28	25	21	30	28	25	21	30	29	25	21	30	28	25	21	29	27	24	20	26	25	22	19	
kW	3.82	3.82	3.81	3.85	4.33	4.33	4.32	4.36	4.91	4.90	4.89	4.93	5.53	5.52	5.51	5.55	6.02	6.02	6.01	6.05	5.41	5.40	5.40	5.43	
Amps	14.7	14.6	14.6	14.8	16.9	16.9	16.8	17.0	19.4	19.4	19.3	19.5	22.1	22.0	22.0	22.2	24.2	24.2	24.2	24.3	21.5	21.5	21.5	21.6	
Hi PR	290	291	293	298	335	336	338	343	381	383	385	390	432	433	435	440	477	478	480	485	491	492	494	499	
Lo PR	121	123	126	131	128	130	133	138	134	136	139	144	140	141	144	149	147	149	152	157	170	171	175	180	

IDB = Entering Indoor Dry Bulb Temperature  
 High and low pressures are measured at the liquid and suction service valves.  
 Shaded area is AHRI conditions  
 kW = Total system power  
 Amps = outdoor unit amps (comp.-fan)

IDB		OUTDOOR AMBIENT TEMPERATURE												ENTERING INDOOR WET BULB TEMPERATURE											
		65°F				75°F				85°F				95°F				105°F				115°F			
		59	63	67	71	59	63	67	71	59	63	67	71	59	63	67	71	59	63	67	71	59	63	67	71
970	MBh	33.2	33.7	34.7	-	32.9	33.4	34.4	-	32.0	32.5	33.5	-	30.5	31.0	32.0	-	28.7	29.2	30.2	-	27.0	27.5	28.5	-
	S/T	0.58	0.51	0.37	-	0.59	0.51	0.38	-	0.61	0.54	0.40	-	0.63	0.56	0.42	-	0.65	0.58	0.44	-	1.00	0.63	0.49	-
	ΔT	20	18	15	-	20	18	15	-	20	18	15	-	20	18	15	-	20	18	14	-	21	19	15	-
	kW	1.96	1.96	1.96	-	2.22	2.22	2.21	-	2.51	2.50	2.50	-	2.81	2.81	2.81	-	3.16	3.16	3.15	-	3.57	3.56	3.56	-
	Amps	7.3	7.3	7.3	-	8.4	8.4	8.4	-	9.7	9.6	9.6	-	11.0	11.0	11.0	-	12.5	12.5	12.5	-	14.3	14.3	14.2	-
	Hi PR	270	272	273	-	313	314	316	-	358	359	361	-	406	407	409	-	458	459	461	-	513	515	517	-
	Lo PR	118	120	123	-	126	127	130	-	132	134	137	-	137	139	142	-	143	144	147	-	149	151	154	-
	MBh	33.7	34.2	35.2	-	33.4	33.9	34.9	-	32.6	33.0	34.0	-	31.1	31.5	32.5	-	29.2	29.7	30.7	-	27.6	28.0	29.0	-
	S/T	0.65	0.58	0.45	-	0.66	0.59	0.45	-	0.68	0.61	0.48	-	0.70	0.63	0.50	-	1.00	0.65	0.52	-	1.00	0.70	0.57	-
	ΔT	18	17	13	-	18	17	13	-	19	17	14	-	18	17	13	-	18	16	13	-	19	18	14	-
kW	1.98	1.98	1.97	-	2.24	2.23	2.23	-	2.52	2.52	2.51	-	2.83	2.83	2.82	-	3.18	3.17	3.17	-	3.58	3.58	3.58	-	
Amps	7.4	7.4	7.3	-	8.5	8.5	8.5	-	9.7	9.7	9.7	-	11.1	11.1	11.0	-	12.6	12.6	12.6	-	14.3	14.3	14.3	-	
Hi PR	273	274	276	-	316	317	319	-	361	362	364	-	409	410	412	-	461	462	464	-	516	517	519	-	
Lo PR	121	122	125	-	128	129	132	-	134	136	139	-	139	141	144	-	145	146	149	-	151	153	156	-	
MBh	34.4	34.8	35.8	-	34.1	34.5	35.5	-	33.2	33.7	34.7	-	31.7	32.2	33.2	-	29.9	30.3	31.3	-	28.2	28.7	29.7	-	
S/T	0.69	0.62	0.48	-	0.70	0.62	0.49	-	0.72	0.65	0.51	-	0.74	0.67	0.53	-	1.00	0.69	0.55	-	1.00	0.74	0.61	-	
ΔT	17	16	12	-	17	16	12	-	18	16	12	-	17	16	12	-	17	15	12	-	18	16	13	-	
kW	1.99	1.99	1.99	-	2.25	2.25	2.24	-	2.53	2.53	2.53	-	2.84	2.84	2.84	-	3.19	3.19	3.18	-	3.60	3.59	3.59	-	
Amps	7.4	7.4	7.4	-	8.5	8.5	8.5	-	9.8	9.8	9.8	-	11.1	11.1	11.1	-	12.6	12.6	12.6	-	14.4	14.4	14.4	-	
Hi PR	276	277	279	-	319	320	322	-	363	364	366	-	411	413	415	-	463	465	467	-	519	520	522	-	
Lo PR	123	124	127	-	130	132	135	-	136	138	141	-	142	143	146	-	147	149	152	-	154	155	158	-	
75	MBh	33.2	33.7	34.7	36.2	32.9	33.4	34.4	35.9	32.1	32.5	33.5	35.0	30.6	31.0	32.0	33.5	28.7	29.2	30.2	31.7	27.1	27.5	28.5	30.1
	S/T	0.71	0.63	0.50	0.36	0.71	0.64	0.51	0.36	0.74	0.66	0.53	0.39	1.00	0.68	0.55	0.41	1.00	0.70	0.57	0.43	1.00	0.75	0.62	0.48
	ΔT	24	22	19	15	24	22	19	15	24	22	19	15	24	22	19	15	24	22	18	15	25	23	19	16
	kW	1.96	1.96	1.95	1.97	2.22	2.22	2.21	2.23	2.50	2.50	2.50	2.52	2.81	2.81	2.81	2.83	3.16	3.16	3.15	3.17	3.56	3.56	3.56	3.58
	Amps	7.3	7.3	7.3	7.4	8.4	8.4	8.4	8.5	9.7	9.6	9.6	9.7	11.0	11.0	11.0	11.1	12.5	12.5	12.5	12.6	14.3	14.3	14.2	14.3
	Hi PR	271	272	274	278	313	314	316	321	358	359	361	366	406	407	409	414	458	459	461	466	514	515	517	522
	Lo PR	119	120	123	128	126	127	130	135	132	134	137	142	137	139	142	147	143	144	147	152	149	151	154	159
	MBh	33.7	34.2	35.2	36.7	33.4	33.9	34.9	36.4	32.6	33.0	34.0	35.6	31.1	31.5	32.5	34.1	29.3	29.7	30.7	32.2	27.6	28.1	29.0	30.6
	S/T	0.78	0.71	0.57	0.43	0.79	0.71	0.58	0.44	1.00	0.74	0.60	0.46	1.00	0.76	0.62	0.48	1.00	0.78	0.64	0.50	1.00	0.83	0.69	0.55
	ΔT	22	21	17	14	22	21	17	14	23	21	17	14	22	21	17	14	22	20	17	13	23	21	18	15
kW	1.98	1.98	1.97	1.99	2.23	2.23	2.23	2.25	2.52	2.52	2.51	2.53	2.83	2.83	2.82	2.84	3.17	3.17	3.17	3.19	3.58	3.58	3.57	3.59	
Amps	7.4	7.4	7.3	7.4	8.5	8.5	8.4	8.5	9.7	9.7	9.7	9.8	11.1	11.1	11.0	11.1	12.6	12.6	12.5	12.6	14.3	14.3	14.3	14.4	
Hi PR	273	275	276	281	316	317	319	324	361	362	364	369	409	410	412	417	461	462	464	469	516	518	520	524	
Lo PR	121	122	125	130	128	129	132	137	134	136	139	144	140	141	144	149	145	146	149	154	151	153	156	161	
MBh	34.4	34.8	35.8	37.4	34.1	34.6	35.5	37.1	33.2	33.7	34.7	36.2	31.7	32.2	33.2	34.7	29.9	30.4	31.4	32.9	28.2	28.7	29.7	31.2	
S/T	0.82	0.74	0.61	0.47	0.82	0.75	0.62	0.48	1.00	0.77	0.64	0.50	1.00	0.79	0.66	0.52	1.00	0.81	0.68	0.54	1.00	1.00	0.73	0.59	
ΔT	21	20	16	13	21	20	16	13	22	20	16	13	21	20	16	13	21	19	16	12	22	20	17	14	
kW	1.99	1.99	1.98	2.00	2.25	2.24	2.24	2.26	2.53	2.53	2.53	2.55	2.84	2.84	2.84	2.86	3.19	3.19	3.18	3.20	3.59	3.59	3.59	3.61	
Amps	7.4	7.4	7.4	7.5	8.5	8.5	8.5	8.6	9.8	9.8	9.8	9.8	11.1	11.1	11.1	11.2	12.6	12.6	12.6	12.7	14.4	14.4	14.4	14.4	
Hi PR	276	277	279	284	319	320	322	327	364	365	367	371	412	413	415	420	464	465	467	471	519	520	522	527	
Lo PR	123	124	127	132	130	132	135	140	136	138	141	146	142	143	146	151	147	149	152	157	154	155	158	163	

IDB = Entering indoor Dry Bulb Temperature  
 High and low pressures are measured at the liquid and suction service valves.  
 Shaded area is ACCA (TVA) conditions  
 kW = Total system power  
 Amps = outdoor unit amps (comp.-fan)

IDB	AIRFLOW	OUTDOOR AMBIENT TEMPERATURE																							
		65°F				75°F				85°F				95°F				105°F				115°F			
		59	63	67	71	59	63	67	71	59	63	67	71	59	63	67	71	59	63	67	71	59	63	67	71
970	MBh	33.4	33.9	34.9	36.4	33.1	33.6	34.6	36.1	32.2	32.7	33.7	35.2	30.7	31.2	32.2	33.7	28.9	29.4	30.4	31.9	27.2	27.7	28.7	30.2
	S/T	0.83	0.76	0.62	0.48	1.00	0.76	0.63	0.49	1.00	0.79	0.65	0.51	1.00	0.81	0.67	0.53	1.00	0.83	0.69	0.55	1.00	1.00	0.74	0.60
	ΔT	28	26	23	19	28	26	23	19	28	26	23	19	28	26	23	19	28	26	22	19	29	27	27	20
	kW	1.96	1.96	1.96	1.98	2.22	2.22	2.21	2.23	2.50	2.50	2.50	2.52	2.81	2.81	2.81	2.83	3.16	3.16	3.15	3.15	3.57	3.56	3.56	3.58
	Amps	7.3	7.3	7.3	7.4	8.4	8.4	8.4	8.5	9.7	9.6	9.6	9.7	11.0	11.0	11.0	11.1	12.5	12.5	12.5	12.6	14.3	14.3	14.2	14.3
	Hi-PR	271	272	274	279	314	315	317	322	359	360	362	366	407	408	410	415	459	460	462	467	514	515	517	522
Lo-PR	119	121	124	129	126	128	131	136	133	134	137	142	138	139	142	148	143	145	148	153	150	151	154	159	
80 1140	MBh	33.9	34.4	35.4	36.9	33.6	34.1	35.1	36.6	32.7	33.2	34.2	35.7	31.2	31.7	32.7	34.2	29.4	29.9	30.9	32.4	27.8	28.2	29.2	30.7
	S/T	0.90	0.83	0.70	0.56	1.00	0.84	0.70	0.56	1.00	0.86	0.73	0.59	1.00	0.88	0.75	0.61	1.00	1.00	0.77	0.63	1.00	1.00	0.82	0.68
	ΔT	26	25	21	18	26	25	21	18	27	25	22	18	26	25	21	18	26	24	21	17	27	26	22	19
	kW	1.98	1.98	1.97	1.99	2.23	2.23	2.23	2.25	2.52	2.52	2.51	2.53	2.83	2.83	2.82	2.84	3.18	3.17	3.17	3.19	3.58	3.58	3.58	3.60
	Amps	7.4	7.4	7.3	7.4	8.5	8.5	8.5	8.5	9.7	9.7	9.7	9.8	11.1	11.1	11.1	11.1	12.6	12.6	12.5	12.6	14.3	14.3	14.3	14.4
	Hi-PR	274	275	277	282	317	318	320	324	361	363	364	369	410	411	413	417	462	463	465	469	517	518	520	525
Lo-PR	121	123	126	131	128	130	133	138	135	136	139	144	140	141	145	150	145	147	150	155	152	153	156	161	
1310	MBh	34.6	35.0	36.0	37.5	34.3	34.7	35.7	37.2	33.4	33.9	34.8	36.4	31.9	32.4	33.4	34.9	30.1	30.5	31.5	33.0	28.4	28.9	29.9	31.4
	S/T	1.00	0.87	0.73	0.59	1.00	0.87	0.74	0.60	1.00	0.90	0.76	0.62	1.00	0.92	0.78	0.64	1.00	1.00	0.80	0.66	1.00	1.00	0.86	0.71
	ΔT	25	24	20	17	25	24	20	17	26	24	20	17	25	24	20	17	25	23	20	16	26	24	21	18
	kW	1.99	1.99	1.99	2.00	2.25	2.25	2.24	2.26	2.53	2.53	2.53	2.55	2.84	2.84	2.84	2.86	3.19	3.19	3.18	3.20	3.60	3.59	3.59	3.61
	Amps	7.4	7.4	7.4	7.5	8.5	8.5	8.5	8.6	9.8	9.8	9.8	9.8	11.1	11.1	11.1	11.2	12.6	12.6	12.6	12.7	14.4	14.4	14.4	14.5
	Hi-PR	277	278	280	284	319	320	322	327	364	365	367	372	412	413	415	420	464	465	467	472	520	521	523	527
Lo-PR	123	125	128	133	131	132	135	140	137	138	142	147	142	144	147	152	148	149	152	157	154	156	159	164	

970	MBh	34.0	34.4	35.4	36.9	33.7	34.1	35.1	36.6	32.8	33.3	34.3	35.8	31.3	31.8	32.8	34.3	29.5	29.9	30.9	32.5	27.8	28.3	29.3	30.8
	S/T	1.00	0.85	0.72	0.58	1.00	0.86	0.73	0.59	1.00	1.00	0.75	0.61	1.00	1.00	0.77	0.63	1.00	1.00	0.79	0.65	1.00	1.00	0.84	0.70
	ΔT	31	30	26	23	31	30	26	23	32	30	26	23	31	30	26	23	31	29	26	22	32	30	27	24
	kW	1.97	1.97	1.96	1.98	2.22	2.22	2.22	2.24	2.51	2.51	2.50	2.52	2.82	2.82	2.81	2.83	3.17	3.16	3.16	3.18	3.57	3.57	3.56	3.58
	Amps	7.3	7.3	7.3	7.4	8.4	8.4	8.4	8.5	9.7	9.7	9.7	9.7	11.0	11.0	11.0	11.1	12.5	12.5	12.5	12.6	14.3	14.3	14.3	14.3
	Hi-PR	272	274	275	280	315	316	318	323	360	361	363	368	408	409	411	416	460	461	463	468	515	517	519	523
Lo-PR	121	122	125	130	128	130	133	138	134	136	139	144	140	141	144	149	145	146	149	155	152	153	156	161	
85 1140	MBh	34.5	34.9	35.9	37.5	34.2	34.6	35.6	37.2	33.3	33.8	34.8	36.3	31.8	32.3	33.3	34.8	30.0	30.5	31.4	33.0	28.3	28.8	29.8	31.3
	S/T	1.00	0.93	0.80	0.66	1.00	0.93	0.80	0.66	1.00	1.00	0.83	0.69	1.00	1.00	0.85	0.70	1.00	1.00	0.87	0.73	1.00	1.00	0.92	0.78
	ΔT	30	28	25	21	30	28	25	21	30	28	25	22	30	28	25	21	30	28	25	21	31	29	26	22
	kW	1.98	1.98	1.98	2.00	2.24	2.24	2.23	2.25	2.53	2.52	2.52	2.54	2.84	2.83	2.83	2.85	3.18	3.18	3.17	3.19	3.59	3.59	3.58	3.60
	Amps	7.4	7.4	7.4	7.4	8.5	8.5	8.5	8.6	9.7	9.7	9.7	9.8	11.1	11.1	11.1	11.2	12.6	12.6	12.6	12.7	14.4	14.4	14.3	14.4
	Hi-PR	275	276	278	283	318	319	321	326	363	364	366	370	411	412	414	419	463	464	466	471	518	519	521	526
Lo-PR	123	124	127	132	130	132	135	140	136	138	141	146	142	143	146	151	147	149	152	157	154	155	158	163	
1310	MBh	35.1	35.6	36.6	38.1	34.8	35.3	36.3	37.8	33.9	34.4	35.4	36.9	32.4	32.9	33.9	35.4	30.6	31.1	32.1	33.6	29.0	29.4	30.4	31.9
	S/T	1.00	0.97	0.83	0.69	1.00	0.97	0.84	0.70	1.00	1.00	0.86	0.72	1.00	1.00	0.88	0.74	1.00	1.00	0.90	0.76	1.00	1.00	1.00	0.81
	ΔT	29	27	24	20	29	27	24	20	29	27	24	20	29	27	24	20	29	27	23	20	30	28	25	21
	kW	2.00	1.99	1.99	2.01	2.25	2.25	2.25	2.27	2.54	2.54	2.53	2.55	2.85	2.85	2.84	2.86	3.19	3.19	3.19	3.21	3.60	3.60	3.59	3.61
	Amps	7.4	7.4	7.4	7.5	8.6	8.6	8.5	8.6	9.8	9.8	9.8	9.9	11.2	11.1	11.1	11.2	12.7	12.6	12.6	12.7	14.4	14.4	14.4	14.5
	Hi-PR	278	279	281	286	321	322	324	328	365	366	368	373	413	415	417	421	465	467	469	473	521	522	524	529
Lo-PR	125	127	130	135	132	134	137	142	139	140	143	148	144	146	149	154	149	151	154	159	156	157	160	166	

IDB = Entering Indoor Dry Bulb Temperature  
 High and low pressures are measured at the liquid and suction service valves.  
 Shaded area is AHRI conditions  
 kW = Total system power  
 Amps = outdoor unit amps (comp.-fan)

IDB	AIRFLOW	OUTDOOR AMBIENT TEMPERATURE												71	67	63	59	55.1	56.7	ENTERING INDOOR WET BULB TEMPERATURE												71	67	63	59	55.1	56.7	115°F											
		65°F						75°F												85°F						95°F												105°F											
		59	63	67	71	59	63	67	71	59	63	67	71							59	63	67	71	59	63	67	71	59	63	67	71							59	63	67	71	59	63	67	71				
<b>1390</b>	MBh	54.8	55.6	57.2	-	54.3	55.1	56.7	-	52.9	53.7	55.3	-	50.4	51.2	52.8	-	45.6	46.4	48.0	-	34.4	35.0	36.2	-	45.6	46.4	48.0	-	34.4	35.0	36.2	-	45.6	46.4	48.0	-	34.4	35.0	36.2	-								
	S/T	0.57	0.49	0.36	-	0.57	0.50	0.37	-	0.60	0.52	0.39	-	0.61	0.54	0.41	-	0.66	0.59	0.45	-	1.00	0.70	0.55	-	0.66	0.59	0.45	-	1.00	0.70	0.55	-	0.66	0.59	0.45	-	1.00	0.70	0.55	-								
	ΔT	21	19	16	-	21	19	16	-	21	19	16	-	21	19	15	-	20	18	15	-	19	17	14	-	20	18	15	-	19	17	14	-	20	18	15	-	19	17	14	-								
	kW	4.45	4.45	4.44	-	5.06	5.06	5.05	-	5.75	5.74	5.73	-	6.48	6.48	6.47	-	7.06	7.06	7.05	-	6.54	6.53	6.53	-	7.06	7.06	7.05	-	6.54	6.53	6.53	-	7.06	7.06	7.05	-	6.54	6.53	6.53	-								
	Amps	17.1	17.0	17.0	-	19.7	19.7	19.7	-	22.7	22.7	22.6	-	25.9	25.9	25.8	-	28.4	28.4	28.4	-	26.1	26.1	26.1	-	28.4	28.4	28.4	-	26.1	26.1	26.1	-	28.4	28.4	28.4	-	26.1	26.1	26.1	-								
	Hi PR	302	304	306	-	350	352	354	-	400	402	404	-	454	456	458	-	498	499	501	-	510	511	513	-	498	499	501	-	510	511	513	-	498	499	501	-	510	511	513	-								
	Lo PR	109	111	114	-	116	117	120	-	122	123	126	-	127	128	131	-	143	144	147	-	161	162	165	-	143	144	147	-	161	162	165	-	143	144	147	-	161	162	165	-								
	MBh	55.7	56.4	58.1	-	55.2	55.9	57.6	-	53.7	54.5	56.2	-	51.3	52.0	53.7	-	46.4	47.2	48.8	-	35.0	35.6	36.9	-	46.4	47.2	48.8	-	35.0	35.6	36.9	-	46.4	47.2	48.8	-	35.0	35.6	36.9	-								
	S/T	0.64	0.56	0.43	-	0.64	0.57	0.44	-	0.67	0.59	0.46	-	0.69	0.61	0.48	-	1.00	0.66	0.53	-	1.00	1.00	0.63	-	1.00	0.66	0.53	-	1.00	1.00	0.63	-	1.00	0.66	0.53	-	1.00	1.00	0.63	-								
	ΔT	20	18	14	-	20	18	14	-	20	18	14	-	20	18	14	-	19	17	13	-	18	16	13	-	19	17	13	-	18	16	13	-	19	17	13	-	18	16	13	-								
kW	4.49	4.48	4.47	-	5.10	5.10	5.09	-	5.78	5.78	5.77	-	6.52	6.52	6.51	-	7.10	7.10	7.09	-	6.57	6.56	6.56	-	7.10	7.10	7.09	-	6.57	6.56	6.56	-	7.10	7.10	7.09	-	6.57	6.56	6.56	-									
Amps	17.2	17.2	17.2	-	19.9	19.9	19.8	-	22.9	22.8	22.8	-	26.1	26.0	26.0	-	28.6	28.6	28.5	-	26.3	26.2	26.2	-	28.6	28.6	28.5	-	26.3	26.2	26.2	-	28.6	28.6	28.5	-	26.3	26.2	26.2	-									
Hi PR	306	307	309	-	353	355	357	-	403	405	407	-	457	459	461	-	501	502	504	-	513	514	516	-	501	502	504	-	513	514	516	-	501	502	504	-	513	514	516	-									
Lo PR	111	113	116	-	118	119	122	-	124	125	128	-	129	130	133	-	145	146	149	-	163	164	168	-	145	146	149	-	163	164	168	-	145	146	149	-	163	164	168	-									
MBh	56.7	57.5	59.2	-	56.3	57.0	58.7	-	54.8	55.6	57.2	-	52.4	53.1	54.8	-	47.5	48.2	49.8	-	35.8	36.4	37.7	-	47.5	48.2	49.8	-	35.8	36.4	37.7	-	47.5	48.2	49.8	-	35.8	36.4	37.7	-									
S/T	0.67	0.60	0.47	-	0.68	0.61	0.48	-	0.70	0.63	0.50	-	0.72	0.65	0.52	-	1.00	0.70	0.56	-	1.00	1.00	0.68	-	1.00	0.70	0.56	-	1.00	1.00	0.68	-	1.00	0.70	0.56	-	1.00	1.00	0.68	-									
ΔT	19	17	13	-	18	17	13	-	19	17	13	-	18	17	13	-	18	16	12	-	17	15	12	-	18	16	12	-	17	15	12	-	18	16	12	-	17	15	12	-									
kW	4.52	4.52	4.51	-	5.13	5.13	5.12	-	5.82	5.81	5.80	-	6.55	6.55	6.54	-	7.13	7.13	7.12	-	6.59	6.59	6.58	-	7.13	7.13	7.12	-	6.59	6.59	6.58	-	7.13	7.13	7.12	-	6.59	6.59	6.58	-									
Amps	17.4	17.3	17.3	-	20.0	20.0	20.0	-	23.0	23.0	22.9	-	26.2	26.2	26.1	-	28.7	28.7	28.7	-	26.4	26.4	26.3	-	28.7	28.7	28.7	-	26.4	26.4	26.3	-	28.7	28.7	28.7	-	26.4	26.4	26.3	-									
Hi PR	309	310	312	-	356	358	360	-	406	408	410	-	460	462	464	-	504	505	507	-	515	517	518	-	504	505	507	-	515	517	518	-	504	505	507	-	515	517	518	-									
Lo PR	114	115	118	-	120	122	124	-	126	127	130	-	131	132	135	-	147	149	152	-	165	167	170	-	147	149	152	-	165	167	170	-	147	149	152	-	165	167	170	-									
<b>1390</b>	MBh	54.9	55.6	57.3	59.8	54.4	55.1	56.8	59.3	52.9	53.7	55.3	57.9	50.5	51.2	52.9	55.4	45.7	46.4	48.0	50.4	34.4	35.0	36.3	38.2	45.7	46.4	48.0	50.4	34.4	35.0	36.3	38.2																
	S/T	0.69	0.62	0.49	0.35	0.70	0.62	0.49	0.36	0.72	0.65	0.52	0.38	0.74	0.67	0.54	0.40	1.00	0.72	0.58	0.44	1.00	1.00	0.69	0.54	1.00	0.72	0.58	0.44	1.00	1.00	0.69	0.54																
	ΔT	25	23	20	16	25	23	20	16	26	24	20	16	25	23	20	16	24	22	19	15	22	21	18	14	24	22	19	15	22	21	18	14																
	kW	4.45	4.44	4.43	4.48	5.06	5.05	5.04	5.09	5.74	5.74	5.73	5.77	6.48	6.48	6.46	6.51	7.06	7.06	7.05	7.09	6.53	6.53	6.52	6.56	7.06	7.06	7.05	7.09	6.53	6.53	6.52	6.56																
	Amps	17.0	17.0	17.0	17.2	19.7	19.7	19.6	19.8	22.7	22.7	22.6	22.8	25.9	25.9	25.8	26.0	28.4	28.4	28.3	28.5	26.1	26.1	26.1	26.2	28.4	28.4	28.3	28.5	26.1	26.1	26.1	26.2																
	Hi PR	303	304	306	311	351	352	354	359	401	402	404	409	455	456	458	463	498	498	500	502	510	511	513	518	498	498	500	502	510	511	513	518																
	Lo PR	109	111	114	118	116	118	120	125	122	123	126	131	127	128	131	136	143	144	147	152	161	162	165	171	143	144	147	152	161	162	165	171																
	MBh	55.7	56.5	58.1	60.6	55.2	56.0	57.6	60.1	53.8	54.5	56.2	58.7	51.3	52.1	53.7	56.2	46.5	47.2	48.8	51.2	35.0	35.6	36.9	38.8	46.5	47.2	48.8	51.2	35.0	35.6	36.9	38.8																
	S/T	0.76	0.69	0.56	0.42	0.77	0.69	0.56	0.43	0.79	0.72	0.59	0.45	0.81	0.74	0.61	0.47	1.00	0.79	0.65	0.51	1.00	1.00	0.78	0.62	1.00	0.79	0.65	0.51	1.00	1.00	0.78	0.62																
	ΔT	24	22	18	15	24	22	18	15	24	22	19	15	24	22	18	15	23	21	17	14	21	20	16	13	23	21	17	14	21	20	16	13																
kW	4.49	4.48	4.47	4.52	5.10	5.09	5.08	5.13	5.78	5.77	5.76	5.81	6.52	6.50	6.50	6.55	7.10	7.09	7.08	7.13	6.56	6.56	6.55	6.59	7.10	7.09	7.08	7.13	6.56	6.56	6.55	6.59																	
Amps	17.2	17.2	17.1	17.3	19.9	19.8	19.8	20.0	22.8	22.8	22.8	23.0	26.0	26.0	26.0	26.2	28.6	28.5	28.5	28.7	26.2	26.2	26.2	26.4	28.6	28.5	28.5	28.7	26.2	26.2	26.2	26.4																	
Hi PR	306	307	309	315	354	355	357	362	404	405	407	412	458	459	461	466	501	503	505	510	513	514	516	521	501	503	505	510	513	514	516	521																	
Lo PR	111	113	116	120	118	119	122	127	124	125	128	133	129	130	133	138	145	146	149	154	163	164	168	173	145	146	149	154	163	164	168	173																	
MBh	56.8	57.6	59.2	61.7	56.3	57.1	58.7	61.2	54.9	55.6	57.3	59.8	52.4	53.2	54.8	57.3	47.5	48.3	49.9	52.3	35.9	36.5	37.7	39.7	47.5	48.3	49.9	52.3	35.9	36.5	37.7	39.7																	
S/T	0.80	0.72	0.59	0.46	0.80	0.73	0.60	0.46	0.83	0.75	0.62	0.49	0.85	0.77	0.64	0.51	1.00	0.83	0.69	0.55	1.00	1.00	0.82	0.66	1.00	0.83	0.69	0.55	1.00	1.00	0.82	0.66																	
ΔT	23	21	17	13	23	21	17	13	23	21	17	14	23																																				

IDB	AIRFLOW	OUTDOOR AMBIENT TEMPERATURE												ENTERING INDOOR WET BULB TEMPERATURE											
		65°F				75°F				85°F				95°F				105°F				115°F			
		59	63	67	71	59	63	67	71	59	63	67	71	59	63	67	71	59	63	67	71	59	63	67	71
<b>1390</b>	MBh	55.1	55.9	57.6	60.1	54.6	55.4	57.1	59.6	53.2	54.0	55.6	58.1	50.7	51.5	53.2	55.7	45.9	46.7	48.3	50.7	34.6	35.2	36.5	38.4
	S/T	0.81	0.74	0.61	0.47	0.82	0.74	0.61	0.48	1.00	0.77	0.64	0.50	1.00	0.79	0.66	0.52	1.00	0.84	0.71	0.56	1.00	1.00	0.83	0.68
	ΔT	30	28	24	20	30	28	24	20	30	28	24	21	30	28	24	20	28	26	23	19	26	24	21	18
	kW	4.45	4.45	4.44	4.48	5.06	5.06	5.05	5.09	5.74	5.74	5.73	5.78	6.48	6.48	6.47	6.51	7.06	7.06	7.05	7.09	6.54	6.53	6.53	6.56
	Amps	17.1	17.0	17.0	17.2	19.7	19.7	19.7	19.9	22.7	22.7	22.6	22.8	25.9	25.9	25.8	26.0	28.4	28.4	28.4	28.5	26.1	26.1	26.1	26.2
	Hi PR	303	305	307	312	351	352	355	360	401	403	405	410	455	456	459	464	499	500	502	507	511	512	514	518
	Lo PR	110	111	114	119	117	118	121	125	122	124	127	131	127	129	132	136	143	145	148	153	161	163	166	171
	MBh	56.0	56.8	58.4	60.9	55.5	56.3	57.9	60.4	54.1	54.8	56.5	59.0	51.6	52.4	54.0	56.5	46.8	47.5	49.1	51.5	35.3	35.9	37.1	39.0
	S/T	0.88	0.81	0.68	0.54	0.89	0.81	0.68	0.55	1.00	0.84	0.71	0.57	1.00	0.86	0.73	0.59	1.00	1.00	0.78	0.64	1.00	1.00	1.00	0.76
	ΔT	28	26	23	19	28	26	23	19	28	26	23	19	28	26	23	19	27	25	22	18	25	23	20	17
kW	4.49	4.48	4.47	4.52	5.10	5.10	5.08	5.13	5.78	5.78	5.77	5.81	6.52	6.52	6.51	6.55	7.10	7.10	7.09	7.13	6.57	6.56	6.55	6.59	
Amps	17.2	17.2	17.2	17.4	19.9	19.9	19.8	20.0	22.9	22.8	22.8	23.0	26.1	26.0	26.0	26.2	28.6	28.6	28.5	28.7	26.3	26.2	26.2	26.4	
Hi PR	306	308	310	315	354	355	358	363	404	406	408	413	458	459	462	467	502	503	505	510	513	515	516	521	
Lo PR	112	113	116	121	119	120	123	127	124	126	129	133	129	131	133	138	145	147	150	155	163	165	168	174	
MBh	57.1	57.8	59.5	62.0	56.6	57.3	59.0	61.5	55.1	55.9	57.6	60.1	52.7	53.4	55.1	57.6	47.8	48.5	50.1	52.5	36.1	36.7	37.9	39.9	
S/T	0.92	0.84	0.71	0.58	0.92	0.85	0.72	0.58	1.00	0.87	0.74	0.61	1.00	0.89	0.76	0.63	1.00	1.00	0.82	0.68	1.00	1.00	1.00	0.80	
ΔT	27	25	21	18	27	25	21	18	27	25	22	18	27	25	21	18	26	24	20	17	24	22	19	16	
kW	4.52	4.52	4.51	4.55	5.13	5.13	5.12	5.16	5.81	5.81	5.80	5.85	6.55	6.55	6.54	6.59	7.13	7.13	7.12	7.16	6.59	6.59	6.58	6.62	
Amps	17.4	17.3	17.3	17.5	20.0	20.0	20.0	20.2	23.0	23.0	22.9	23.1	26.2	26.2	26.1	26.3	28.7	28.7	28.6	28.8	26.4	26.4	26.3	26.5	
Hi PR	309	311	313	318	357	359	361	366	407	409	411	416	461	463	465	470	505	506	508	513	516	517	519	524	
Lo PR	114	115	118	123	121	122	125	130	127	128	131	135	132	133	136	140	148	149	152	157	166	168	171	176	
MBh	56.1	56.8	58.5	61.0	55.6	56.3	58.0	60.5	54.1	54.9	56.6	59.1	51.7	52.4	54.1	56.6	46.8	47.6	49.2	51.6	35.3	35.9	37.2	39.1	
S/T	1.00	0.83	0.70	0.57	1.00	0.84	0.71	0.57	1.00	0.86	0.73	0.60	1.00	0.88	0.75	0.62	1.00	1.00	0.81	0.66	1.00	1.00	1.00	0.79	
ΔT	33	31	28	24	33	31	28	24	34	32	28	24	33	31	28	24	32	30	27	23	29	28	25	21	
kW	4.46	4.46	4.45	4.49	5.07	5.07	5.06	5.11	5.76	5.75	5.74	5.79	6.50	6.49	6.48	6.53	7.07	7.07	7.06	7.10	6.55	6.54	6.53	6.57	
Amps	17.1	17.1	17.0	17.2	19.8	19.7	19.7	19.9	22.7	22.7	22.7	22.9	25.9	25.9	25.9	26.1	28.5	28.4	28.4	28.6	26.2	26.2	26.1	26.3	
Hi PR	305	306	308	313	353	354	356	361	403	404	406	411	457	458	460	465	500	502	504	509	512	513	515	520	
Lo PR	112	113	116	120	118	120	122	127	124	125	128	133	129	130	133	138	145	147	150	155	163	165	168	173	
MBh	56.9	57.7	59.3	61.8	56.4	57.2	58.8	61.3	55.0	55.8	57.4	59.9	52.5	53.3	54.9	57.4	47.6	48.4	50.0	52.4	36.0	36.6	37.8	39.8	
S/T	1.00	0.90	0.77	0.64	1.00	0.91	0.78	0.64	1.00	0.93	0.80	0.67	1.00	0.95	0.82	0.69	1.00	1.00	0.88	0.74	1.00	1.00	1.00	0.87	
ΔT	32	30	26	23	32	30	26	23	32	30	27	23	32	30	26	23	31	29	25	22	28	26	23	20	
kW	4.50	4.50	4.48	4.53	5.11	5.11	5.10	5.14	5.79	5.79	5.78	5.83	6.53	6.53	6.52	6.56	7.11	7.11	7.10	7.14	6.58	6.57	6.56	6.60	
Amps	17.3	17.3	17.2	17.4	19.9	19.9	19.9	20.1	22.9	22.9	22.8	23.0	26.1	26.1	26.0	26.3	28.6	28.6	28.6	28.8	26.3	26.3	26.2	26.4	
Hi PR	308	309	311	317	356	357	359	364	406	407	409	414	460	461	463	468	503	505	507	512	515	516	518	522	
Lo PR	114	115	118	122	120	122	124	129	126	127	130	135	131	132	135	140	147	149	152	157	165	167	170	176	
MBh	58.0	58.8	60.4	62.9	57.5	58.3	59.9	62.4	56.1	56.8	58.5	61.0	53.6	54.4	56.0	58.5	48.7	49.4	51.0	53.4	36.8	37.4	38.7	40.6	
S/T	1.00	0.94	0.81	0.67	1.00	0.95	0.82	0.68	1.00	0.97	0.84	0.70	1.00	0.99	0.86	0.72	1.00	1.00	0.92	0.78	1.00	1.00	1.00	0.91	
ΔT	31	29	25	22	31	29	25	21	31	29	25	22	31	29	25	21	29	28	24	20	27	25	22	19	
kW	4.53	4.53	4.52	4.56	5.14	5.14	5.13	5.18	5.83	5.82	5.81	5.86	6.57	6.56	6.55	6.60	7.14	7.14	7.13	7.17	6.60	6.60	6.59	6.62	
Amps	17.4	17.4	17.3	17.6	20.1	20.1	20.0	20.2	23.0	23.0	23.0	23.2	26.3	26.2	26.2	26.4	28.8	28.7	28.7	28.9	26.4	26.4	26.4	26.5	
Hi PR	311	312	314	320	359	360	362	367	409	410	412	417	463	464	466	471	506	508	510	515	517	519	520	525	
Lo PR	116	117	120	125	122	124	127	131	128	130	132	137	133	135	137	142	150	151	154	159	168	169	173	178	

IDB = Entering Indoor Dry Bulb Temperature  
 High and low pressures are measured at the liquid and suction service valves.  
 Shaded area is AHRI conditions  
 kW = Total system power  
 Amps = outdoor unit amps (comp.-fan)

IDB	AIRFLOW	OUTDOOR AMBIENT TEMPERATURE												ENTERING INDOOR WET BULB TEMPERATURE											
		65°F				75°F				85°F				95°F				105°F				115°F			
		59	63	67	71	59	63	67	71	59	63	67	71	59	63	67	71	59	63	67	71	59	63	67	71
<b>1160</b>	MBh	39.4	40.0	41.2	-	39.1	39.6	40.8	-	38.0	38.6	39.8	-	36.3	36.8	38.0	-	34.1	34.6	35.8	-	32.1	32.7	33.8	-
	S/T	0.58	0.51	0.37	-	0.59	0.51	0.38	-	0.61	0.54	0.40	-	0.63	0.56	0.42	-	0.65	0.58	0.45	-	0.70	0.63	0.50	-
	ΔT	20	18	15	-	20	18	15	-	21	19	15	-	20	18	15	-	20	18	15	-	21	19	16	-
	kW	2.80	2.80	2.79	-	3.18	3.18	3.17	-	3.61	3.61	3.60	-	4.08	4.08	4.07	-	4.60	4.59	4.59	-	5.21	5.20	5.20	-
	Amps	10.7	10.7	10.7	-	12.4	12.4	12.4	-	14.3	14.3	14.2	-	16.3	16.3	16.2	-	18.5	18.5	18.5	-	21.2	21.2	21.2	-
	Hi/PR	289	290	292	-	335	336	338	-	383	384	386	-	434	436	438	-	490	491	493	-	549	550	553	-
Lo/PR	113	114	117	-	119	121	124	-	125	127	130	-	130	132	135	-	135	137	140	-	142	143	146	-	
<b>70 1360</b>	MBh	40.0	40.6	41.8	-	39.7	40.2	41.4	-	38.6	39.2	40.4	-	36.9	37.4	38.6	-	34.7	35.2	36.4	-	32.7	33.3	34.4	-
	S/T	0.65	0.58	0.45	-	0.66	0.59	0.45	-	0.68	0.61	0.48	-	0.70	0.63	0.50	-	0.73	0.65	0.52	-	1.00	0.70	0.57	-
	ΔT	19	17	14	-	19	17	14	-	19	17	14	-	19	17	14	-	19	17	13	-	20	18	15	-
	kW	2.82	2.82	2.81	-	3.21	3.21	3.20	-	3.64	3.63	3.63	-	4.10	4.10	4.09	-	4.62	4.62	4.61	-	5.23	5.23	5.22	-
	Amps	10.8	10.8	10.8	-	12.5	12.5	12.5	-	14.4	14.4	14.3	-	16.4	16.4	16.4	-	18.7	18.6	18.6	-	21.3	21.3	21.3	-
	Hi/PR	292	293	295	-	338	339	341	-	386	387	389	-	437	438	441	-	493	494	496	-	552	553	555	-
Lo/PR	114	116	119	-	121	123	126	-	127	129	132	-	132	134	137	-	137	139	142	-	144	145	148	-	
<b>1560</b>	MBh	40.8	41.3	42.5	-	40.4	41.0	42.1	-	39.4	39.9	41.1	-	37.6	38.2	39.3	-	35.4	36.0	37.2	-	33.5	34.0	35.2	-
	S/T	0.69	0.62	0.48	-	0.70	0.62	0.49	-	0.72	0.65	0.51	-	0.74	0.67	0.53	-	0.76	0.69	0.55	-	1.00	0.74	0.60	-
	ΔT	18	16	13	-	18	16	13	-	18	16	13	-	18	16	12	-	18	16	12	-	19	17	13	-
	kW	2.84	2.84	2.83	-	3.23	3.22	3.22	-	3.66	3.65	3.65	-	4.12	4.12	4.11	-	4.64	4.64	4.63	-	5.25	5.25	5.24	-
	Amps	10.9	10.9	10.9	-	12.6	12.6	12.6	-	14.5	14.4	14.4	-	16.5	16.5	16.4	-	18.7	18.7	18.7	-	21.4	21.4	21.3	-
	Hi/PR	295	296	298	-	341	342	344	-	388	390	392	-	440	441	443	-	496	497	499	-	555	556	558	-
Lo/PR	117	118	121	-	124	125	128	-	130	131	134	-	135	136	139	-	140	141	144	-	146	147	150	-	
<b>1160</b>	MBh	39.4	40.0	41.2	43.0	39.1	39.6	40.8	42.6	38.1	38.6	39.8	41.6	36.3	36.8	38.0	39.8	34.1	34.7	35.9	37.7	32.1	32.7	33.9	35.7
	S/T	0.71	0.63	0.50	0.36	0.71	0.64	0.51	0.37	0.74	0.66	0.53	0.39	0.76	0.68	0.55	0.41	1.00	0.71	0.57	0.43	1.00	0.76	0.62	0.48
	ΔT	24	23	19	16	24	23	19	15	25	23	19	16	24	23	19	15	24	22	19	15	25	23	20	16
	kW	2.80	2.79	2.79	2.82	3.18	3.18	3.17	3.20	3.61	3.61	3.60	3.63	4.08	4.07	4.07	4.10	4.60	4.59	4.59	4.62	5.20	5.20	5.19	5.22
	Amps	10.7	10.7	10.7	10.8	12.4	12.4	12.4	12.5	14.3	14.2	14.2	14.3	16.3	16.3	16.2	16.4	18.5	18.5	18.5	18.6	21.2	21.2	21.1	21.3
	Hi/PR	289	291	293	298	335	336	338	343	383	384	386	391	435	436	438	443	490	491	493	498	549	551	553	558
Lo/PR	113	114	117	122	119	121	124	128	125	127	130	135	131	132	135	140	136	137	140	145	142	143	146	151	
<b>75 1360</b>	MBh	40.0	40.6	41.8	43.6	39.7	40.2	41.4	43.2	38.7	39.2	40.4	42.2	36.9	37.4	38.6	40.4	34.7	35.3	36.5	38.3	32.7	33.3	34.5	36.3
	S/T	0.78	0.71	0.57	0.43	0.79	0.71	0.58	0.44	0.81	0.74	0.60	0.46	0.83	0.76	0.62	0.48	1.00	0.78	0.64	0.50	1.00	0.83	0.69	0.55
	ΔT	23	21	18	14	23	21	18	14	23	21	18	14	23	21	18	14	23	21	17	14	24	22	19	15
	kW	2.82	2.82	2.81	2.84	3.21	3.20	3.20	3.23	3.64	3.63	3.63	3.66	4.10	4.09	4.12	4.12	4.62	4.62	4.61	4.64	5.23	5.23	5.22	5.25
	Amps	10.8	10.8	10.8	10.9	12.5	12.5	12.5	12.6	14.4	14.4	14.3	14.5	16.4	16.4	16.3	16.5	18.6	18.6	18.6	18.7	21.3	21.3	21.2	21.4
	Hi/PR	292	294	296	301	338	339	341	346	386	387	389	394	437	439	441	446	493	494	496	501	552	554	556	561
Lo/PR	114	116	119	124	121	123	126	130	127	129	132	136	132	134	137	142	137	139	142	147	144	145	148	153	
<b>1560</b>	MBh	40.8	41.3	42.5	44.3	40.4	41.0	42.2	44.0	39.4	40.0	41.1	42.9	37.6	38.2	39.4	41.2	35.5	36.0	37.2	39.0	33.5	34.0	35.2	37.0
	S/T	0.82	0.74	0.61	0.47	0.82	0.75	0.62	0.48	0.85	0.77	0.64	0.50	1.00	0.79	0.66	0.52	1.00	0.81	0.68	0.54	1.00	0.86	0.73	0.59
	ΔT	22	20	17	13	22	20	17	13	22	20	17	13	22	20	17	13	22	20	16	13	23	21	18	14
	kW	2.84	2.84	2.83	2.86	3.23	3.22	3.22	3.25	3.65	3.65	3.65	3.67	4.12	4.12	4.11	4.14	4.64	4.64	4.63	4.66	5.25	5.24	5.24	5.27
	Amps	10.9	10.9	10.9	11.0	12.6	12.6	12.5	12.7	14.4	14.4	14.4	14.5	16.5	16.5	16.4	16.6	18.7	18.7	18.7	18.8	21.4	21.4	21.3	21.5
	Hi/PR	295	296	298	303	341	342	344	349	389	390	392	397	440	442	444	449	496	497	499	504	555	556	558	564
Lo/PR	117	118	121	126	124	125	128	133	130	131	134	139	135	136	139	144	140	141	144	149	146	147	150	155	

IDB = Entering indoor Dry Bulb Temperature  
 High and low pressures are measured at the liquid and suction service valves.  
 Shaded area is ACCA (TVA) conditions  
 kW = Total system power  
 Amps = outdoor unit amps (comp.-fan)

IDB	OUTDOOR AMBIENT TEMPERATURE												ENTERING INDOOR WET BULB TEMPERATURE												
	65°F				75°F				85°F				95°F				105°F				115°F				
	59	63	67	71	59	63	67	71	59	63	67	71	59	63	67	71	59	63	67	71	59	63	67	71	
<b>1160</b>	MBh	39.6	40.2	41.4	43.2	39.3	39.9	41.0	42.8	38.3	38.8	40.0	41.8	36.5	37.0	38.2	40.0	34.3	34.9	36.1	37.9	32.3	32.9	34.1	35.9
	S/T	0.83	0.76	0.62	0.48	0.84	0.76	0.63	0.49	1.00	0.79	0.65	0.51	1.00	0.81	0.67	0.53	1.00	0.83	0.70	0.55	1.00	0.88	0.75	0.61
	ΔT	29	27	23	20	29	27	23	20	29	27	23	20	28	27	23	20	28	26	23	19	29	28	24	20
	kW	2.80	2.80	2.79	2.82	3.18	3.18	3.17	3.20	3.61	3.61	3.60	3.63	4.08	4.08	4.07	4.10	4.60	4.59	4.59	4.62	5.21	5.20	5.20	5.23
	Amps	10.7	10.7	10.7	10.8	12.4	12.4	12.4	12.5	14.3	14.3	14.2	14.4	16.3	16.3	16.2	16.4	18.5	18.5	18.5	18.6	21.2	21.2	21.2	21.3
	Hi-PR	290	291	293	298	336	337	339	344	384	385	387	392	435	436	438	443	491	492	494	499	550	551	553	558
	Lo-PR	113	114	117	122	120	121	124	129	126	127	130	135	131	132	135	140	136	137	140	145	142	144	147	151
	MBh	40.2	40.8	42.0	43.8	39.9	40.5	41.6	43.4	38.9	39.4	40.6	42.4	37.1	37.6	<b>38.8</b>	40.6	34.9	35.5	36.7	38.5	32.9	33.5	34.7	36.5
	S/T	0.90	0.83	0.70	0.56	0.91	0.84	0.70	0.56	1.00	0.86	0.73	0.59	1.00	0.88	<b>0.75</b>	0.61	1.00	0.90	0.77	0.63	1.00	1.00	0.82	0.68
	ΔT	27	25	22	18	27	25	22	18	27	26	22	18	27	25	<b>22</b>	18	27	25	22	18	28	26	23	19
kW	2.82	2.82	2.81	2.84	3.21	3.20	3.20	3.23	3.64	3.63	3.63	3.66	4.10	4.10	<b>4.09</b>	4.12	4.62	4.62	4.61	4.64	5.23	5.23	5.22	5.25	
Amps	10.8	10.8	10.8	10.9	12.5	12.5	12.5	12.6	14.4	14.4	14.3	14.5	16.4	16.4	<b>16.4</b>	16.5	18.7	18.6	18.6	18.7	21.3	21.3	21.3	21.4	
Hi-PR	293	294	296	301	339	340	342	347	386	388	390	395	438	439	<b>441</b>	446	494	495	497	502	553	554	556	561	
Lo-PR	115	116	119	124	122	123	126	131	128	129	132	137	133	134	<b>137</b>	142	138	139	142	147	144	146	148	153	
MBh	41.0	41.6	42.7	44.5	40.6	41.2	42.4	44.2	39.6	40.2	41.3	43.1	37.8	38.4	39.6	41.4	35.7	36.2	37.4	39.2	33.7	34.2	35.4	37.2	
S/T	0.94	0.87	0.73	0.59	1.00	0.87	0.74	0.60	1.00	0.90	0.76	0.62	1.00	0.92	0.78	0.64	1.00	0.94	0.80	0.66	1.00	1.00	0.85	0.71	
ΔT	26	24	21	17	26	24	21	17	26	24	21	17	26	24	21	17	26	24	20	17	27	25	22	18	
kW	2.84	2.84	2.83	2.86	3.23	3.22	3.22	3.25	3.66	3.65	3.65	3.68	4.12	4.12	4.11	4.14	4.64	4.64	4.63	4.66	5.25	5.25	5.24	5.27	
Amps	10.9	10.9	10.9	11.0	12.6	12.6	12.5	12.7	14.5	14.4	14.4	14.5	16.5	16.5	16.4	16.6	18.7	18.7	18.7	18.8	21.4	21.4	21.4	21.5	
Hi-PR	296	297	299	304	341	343	345	350	389	391	393	398	441	442	444	449	496	498	500	505	556	557	559	564	
Lo-PR	117	119	121	126	124	125	128	133	130	131	134	139	135	137	139	144	140	142	144	149	146	148	151	155	
MBh	40.3	40.9	42.0	43.9	40.0	40.5	41.7	43.5	38.9	39.5	40.7	42.5	37.2	37.7	38.9	40.7	35.0	35.5	36.7	38.5	33.0	33.6	34.7	36.5	
S/T	1.00	0.86	0.72	0.58	1.00	0.86	0.73	0.59	1.00	0.89	0.75	0.61	1.00	0.91	0.77	0.63	1.00	1.00	0.79	0.65	1.00	1.00	0.85	0.70	
ΔT	32	30	27	23	32	30	27	23	32	31	27	23	32	30	27	23	32	30	27	23	33	31	28	24	
kW	2.81	2.80	2.80	2.83	3.19	3.19	3.18	3.21	3.62	3.62	3.61	3.64	4.09	4.08	4.08	4.11	4.60	4.60	4.59	4.62	5.21	5.21	5.20	5.23	
Amps	10.8	10.7	10.7	10.8	12.4	12.4	12.4	12.5	14.3	14.3	14.3	14.4	16.3	16.3	16.3	16.4	18.6	18.6	18.5	18.7	21.2	21.2	21.2	21.3	
Hi-PR	291	293	295	300	337	338	340	345	385	386	388	393	436	438	440	445	492	493	495	500	551	553	555	560	
Lo-PR	115	116	119	124	122	123	126	131	128	129	132	137	133	134	137	142	138	139	142	147	144	145	148	153	
MBh	40.9	41.5	42.7	44.5	40.6	41.1	42.3	44.1	39.5	40.1	41.3	43.1	37.8	38.3	39.5	41.3	35.6	36.1	37.3	39.1	33.6	34.2	35.3	37.1	
S/T	1.00	0.93	0.80	0.66	1.00	0.93	0.80	0.66	1.00	0.96	0.83	0.69	1.00	1.00	0.85	0.70	1.00	1.00	0.87	0.73	1.00	1.00	0.92	0.78	
ΔT	31	29	26	22	31	29	25	22	31	29	26	22	31	29	25	22	31	29	25	22	32	30	26	23	
kW	2.83	2.83	2.82	2.85	3.22	3.21	3.21	3.24	3.64	3.64	3.64	3.66	4.11	4.11	4.10	4.13	4.63	4.63	4.62	4.65	5.24	5.23	5.23	5.26	
Amps	10.9	10.9	10.8	11.0	12.5	12.5	12.5	12.6	14.4	14.4	14.4	14.5	16.4	16.4	16.4	16.5	18.7	18.7	18.6	18.8	21.3	21.3	21.3	21.4	
Hi-PR	294	295	298	303	340	341	343	348	388	389	391	396	439	441	443	448	495	496	498	503	554	556	558	563	
Lo-PR	117	118	121	126	124	125	128	133	130	131	134	139	135	136	139	144	140	141	144	149	146	147	150	155	
MBh	41.7	42.2	43.4	45.2	41.3	41.9	43.0	44.8	40.3	40.8	42.0	43.8	38.5	39.1	40.2	42.0	36.3	36.9	38.1	39.9	34.4	34.9	36.1	37.9	
S/T	1.00	0.97	0.83	0.69	1.00	0.97	0.84	0.70	1.00	1.00	0.86	0.72	1.00	1.00	0.88	0.74	1.00	1.00	0.90	0.76	1.00	1.00	0.95	0.81	
ΔT	30	28	24	21	30	28	24	21	30	28	25	21	30	28	24	21	29	28	24	21	31	29	25	22	
kW	2.85	2.85	2.84	2.87	3.23	3.23	3.23	3.25	3.66	3.66	3.65	3.68	4.13	4.13	4.12	4.15	4.65	4.64	4.64	4.67	5.26	5.25	5.25	5.28	
Amps	11.0	10.9	10.9	11.0	12.6	12.6	12.6	12.7	14.5	14.5	14.4	14.6	16.5	16.5	16.5	16.6	18.8	18.8	18.7	18.9	21.4	21.4	21.4	21.5	
Hi-PR	297	298	300	305	343	344	346	351	391	392	394	399	442	443	445	451	498	499	501	506	557	558	560	565	
Lo-PR	119	120	123	128	126	127	130	135	132	133	136	141	137	138	141	146	142	143	146	151	148	149	152	157	

IDB = Entering Indoor Dry Bulb Temperature  
 High and low pressures are measured at the liquid and suction service valves.  
 Shaded area is AHRI conditions  
 kW = Total system power  
 Amps = outdoor unit amps (comp.-fan)

EXPANDED COOLING DATA — DX17VSS181AA/ CA\*EA1818\*4A\*+ DTA119A71 AT 100%

IDB	AIRFLOW	OUTDOOR AMBIENT TEMPERATURE																							
		65°F				75°F				85°F				95°F				105°F				115°F			
		59	63	67	71	59	63	67	71	59	63	67	71	59	63	67	71	59	63	67	71	59	63	67	71
510	MBh	17.05	17.29	17.80	16.90	17.14	17.65	16.45	16.69	17.20	15.68	15.93	16.44	14.75	14.99	15.50	13.89	14.13	14.64						
	S/T	0.59	0.51	0.38	1.00	0.52	0.39	1.00	0.55	0.41	1.00	0.57	0.43	1.00	1.00	0.45	1.00	1.00	0.50						
	ΔT	21	19	16	21	19	16	22	20	16	21	19	16	21	19	15	22	20	17						
	kW	1.01	1.01	1.01	1.13	1.13	1.13	1.26	1.26	1.26	1.41	1.41	1.40	1.57	1.57	1.56	1.75	1.75	1.75						
	Amps	3.45	3.44	3.43	3.96	3.96	3.95	4.54	4.53	4.53	5.16	5.16	5.15	5.86	5.85	5.85	6.67	6.67	6.66						
	Lo PR	137	139	142	145	147	150	153	154	158	159	160	164	165	167	170	172	174	178						
70	Hi PR	258	259	260	298	299	301	341	342	344	387	388	390	436	437	439	489	490	492						
	MBh	17.32	17.56	18.07	17.16	17.41	17.92	16.72	16.96	17.47	15.95	16.19	16.70	15.01	15.25	15.76	14.15	14.40	14.91						
	S/T	0.67	0.59	0.45	1.00	0.60	0.46	1.00	0.62	0.49	1.00	0.64	0.51	1.00	1.00	0.53	1.00	1.00	0.58						
	ΔT	20	18	14	20	18	14	20	18	14	20	18	14	20	18	14	21	19	15						
	kW	1.02	1.02	1.02	1.14	1.14	1.14	1.27	1.27	1.27	1.41	1.41	1.41	1.57	1.57	1.57	1.76	1.76	1.76						
	Amps	3.48	3.48	3.47	4.00	3.99	3.98	4.57	4.57	4.56	5.19	5.19	5.18	5.89	5.89	5.88	6.71	6.70	6.69						
690	Lo PR	139	141	145	148	149	153	155	157	160	161	163	166	167	169	172	175	177	180						
	Hi PR	260	261	263	301	302	304	344	345	347	390	391	392	439	440	442	492	493	495						
	MBh	17.65	17.89	18.40	17.49	17.73	18.25	17.05	17.29	17.80	16.28	16.52	17.03	15.34	15.58	16.09	14.48	14.73	15.24						
	S/T	0.70	0.63	0.49	1.00	0.63	0.50	1.00	0.66	0.52	1.00	1.00	0.54	1.00	1.00	0.57	1.00	1.00	0.62						
	ΔT	19	17	13	19	17	13	19	17	13	19	17	13	18	16	13	20	18	14						
	kW	1.03	1.02	1.02	1.14	1.14	1.14	1.28	1.28	1.27	1.42	1.42	1.42	1.58	1.58	1.58	1.77	1.77	1.76						
510	Amps	3.51	3.50	3.49	4.02	4.02	4.01	4.60	4.59	4.59	5.22	5.22	5.21	5.92	5.91	5.90	6.73	6.73	6.72						
	Lo PR	142	144	147	150	152	156	158	159	163	164	166	169	170	172	175	178	179	183						
	Hi PR	263	264	266	303	305	306	346	347	349	392	393	395	442	443	445	494	496	497						
	MBh	17.33	17.57	18.08	17.17	17.41	17.93	16.73	16.97	17.48	15.96	16.20	16.71	15.02	15.26	15.77	14.16	14.41	14.92						
	S/T	1.00	0.72	0.58	1.00	0.73	0.59	1.00	1.00	0.62	1.00	1.00	0.63	1.00	1.00	0.66	1.00	1.00	0.57						
	ΔT	24	22	19	24	22	18	24	22	19	24	22	18	24	22	18	25	23	19						
75	kW	1.02	1.02	1.02	1.14	1.14	1.14	1.27	1.27	1.27	1.41	1.41	1.41	1.57	1.57	1.57	1.76	1.76	1.76						
	Amps	3.48	3.47	3.46	3.99	3.99	3.98	4.57	4.56	4.56	5.19	5.18	5.22	5.89	5.88	5.87	6.70	6.70	6.73						
	Lo PR	139	141	145	148	149	153	155	157	160	161	163	166	167	169	172	175	177	180						
	Hi PR	260	262	263	299	302	304	344	345	347	390	391	392	439	440	442	492	493	495						
	MBh	17.66	17.90	18.41	17.50	17.74	18.26	17.06	17.30	17.81	16.29	16.53	17.04	15.35	15.59	16.10	14.49	14.74	15.25						
	S/T	1.00	0.76	0.62	1.00	0.76	0.63	1.00	1.00	0.65	1.00	1.00	0.67	1.00	1.00	0.69	1.00	1.00	0.60						
690	ΔT	23	21	17	23	21	17	23	21	18	23	21	17	23	21	17	24	22	18						
	kW	1.02	1.02	1.02	1.14	1.14	1.14	1.28	1.27	1.27	1.42	1.42	1.43	1.58	1.58	1.58	1.77	1.77	1.76						
	Amps	3.50	3.50	3.49	4.02	4.02	4.01	4.59	4.59	4.58	5.22	5.21	5.24	5.91	5.91	5.90	6.73	6.73	6.72						
	Lo PR	142	144	147	150	152	156	158	159	163	164	166	169	170	172	175	181	178	183						
	Hi PR	263	264	266	304	305	307	346	347	349	392	393	395	442	443	445	495	496	498						
	502																								

IDB = Entering Indoor Dry Bulb Temperature  
 High and low pressures are measured at the liquid and suction service valves.  
 Airflow may vary depending on actual ambient conditions and system operation modes.

Shaded area is ACCA (TVA) conditions

kW = Total system power  
 Amps = outdoor unit amps (comp.+fan)



IDB	AIRFLOW	OUTDOOR AMBIENT TEMPERATURE																							
		65°F				75°F				85°F				95°F				105°F				115°F			
		59	63	67	71	59	63	67	71	59	63	67	71	59	63	67	71	59	63	67	71	59	63	67	71
510	MBh	17.15	17.39	17.90	18.68	17.00	17.24	17.75	18.53	16.55	16.79	17.30	18.08	15.78	16.02	16.54	17.31	14.84	15.09	15.60	16.38	13.99	14.23	14.74	15.52
	S/T	1.00	0.77	0.63	0.49	1.00	1.00	0.64	0.50	1.00	1.00	0.67	0.52	1.00	1.00	0.68	0.54	1.00	1.00	1.00	0.56	1.00	1.00	1.00	0.62
	ΔT	30	28	24	21	30	28	24	20	30	28	25	21	30	28	24	20	30	28	24	20	31	29	25	21
	kW	1.01	1.01	1.01	1.02	1.13	1.13	1.13	1.14	1.26	1.26	1.26	1.27	1.41	1.41	1.40	1.41	1.57	1.57	1.56	1.57	1.75	1.75	1.75	1.76
	Amps	3.45	3.44	3.43	3.47	3.96	3.96	3.95	3.99	4.54	4.53	4.53	4.56	5.16	5.16	5.15	5.19	5.86	5.85	5.84	5.88	6.67	6.67	6.66	6.70
	Lo PR	138	139	143	149	146	148	151	157	153	155	158	164	159	161	165	170	165	167	171	177	173	175	178	184
Hi PR	258	259	261	266	299	300	302	306	342	343	345	349	388	389	390	395	437	438	440	445	490	491	493	497	
80	MBh	17.42	17.66	18.17	18.95	17.26	17.50	18.01	18.79	16.82	17.06	17.57	18.35	16.05	16.29	16.80	17.58	15.11	15.35	15.86	16.64	14.25	14.49	15.00	15.78
	S/T	1.00	0.85	0.71	0.57	1.00	1.00	0.72	0.57	1.00	1.00	0.74	0.60	1.00	1.00	0.76	0.62	1.00	1.00	1.00	0.64	1.00	1.00	1.00	0.69
	ΔT	28	26	23	19	28	26	23	19	29	27	23	19	28	26	23	19	28	26	23	19	29	27	24	20
	kW	1.02	1.02	1.02	1.03	1.14	1.14	1.13	1.14	1.27	1.27	1.27	1.28	1.41	1.41	1.41	1.42	1.57	1.57	1.57	1.58	1.76	1.76	1.76	1.77
	Amps	3.48	3.48	3.47	3.51	4.00	3.99	3.98	4.02	4.57	4.57	4.56	4.60	5.19	5.19	5.19	5.22	5.89	5.89	5.88	5.92	6.71	6.70	6.69	6.73
	Lo PR	140	142	145	151	148	150	154	159	156	157	161	167	162	164	167	173	168	170	173	179	176	177	181	187
Hi PR	261	262	264	268	302	303	305	309	344	345	347	352	390	391	393	398	440	441	443	447	493	494	496	500	
690	MBh	17.74	17.99	18.50	19.28	17.59	17.83	18.34	19.12	17.15	17.39	17.90	18.68	16.38	16.62	17.13	17.91	15.44	15.68	16.19	16.97	14.58	14.82	15.33	16.11
	S/T	1.00	0.88	0.75	0.60	1.00	1.00	0.75	0.61	1.00	1.00	0.78	0.64	1.00	1.00	1.00	0.66	1.00	1.00	1.00	0.68	1.00	1.00	1.00	1.00
	ΔT	27	25	22	18	27	25	22	18	27	26	22	18	27	25	22	18	27	25	21	18	28	26	23	19
	kW	1.03	1.02	1.02	1.03	1.14	1.14	1.14	1.15	1.28	1.28	1.27	1.28	1.42	1.42	1.42	1.43	1.58	1.58	1.58	1.59	1.77	1.77	1.76	1.77
	Amps	3.51	3.50	3.49	3.53	4.02	4.02	4.01	4.05	4.60	4.59	4.58	4.62	5.22	5.22	5.21	5.25	5.92	5.91	5.90	5.94	6.73	6.73	6.72	6.76
	Lo PR	143	144	148	154	151	153	156	162	158	160	164	169	165	166	170	176	171	172	176	182	178	180	183	189
Hi PR	263	265	266	271	304	305	307	312	347	348	350	354	393	394	396	400	442	443	445	450	495	496	498	503	

510	MBh	17.44	17.68	18.19	18.97	17.29	17.53	18.04	18.82	16.84	17.08	17.59	18.37	16.07	16.31	16.82	17.60	15.13	15.37	15.88	16.66	14.28	14.52	15.03	15.81
	S/T	1.00	1.00	0.74	0.59	1.00	1.00	0.74	0.60	1.00	1.00	1.00	0.62	1.00	1.00	1.00	0.64	1.00	1.00	1.00	0.66	1.00	1.00	1.00	1.00
	ΔT	34	32	28	24	34	32	28	24	34	32	28	25	34	32	28	24	33	31	28	24	35	33	29	25
	kW	1.01	1.01	1.01	1.02	1.13	1.13	1.13	1.14	1.27	1.26	1.26	1.27	1.41	1.41	1.41	1.41	1.57	1.57	1.57	1.57	1.76	1.76	1.75	1.76
	Amps	3.46	3.45	3.44	3.48	3.97	3.97	3.96	4.00	4.55	4.54	4.54	4.57	5.17	5.17	5.16	5.20	5.87	5.86	5.85	5.89	6.68	6.68	6.67	6.71
	Lo PR	140	141	145	151	148	150	153	159	155	157	160	166	161	163	167	173	168	169	173	179	175	177	180	186
Hi PR	259	261	262	267	300	301	303	308	343	344	346	350	389	390	392	396	438	439	441	446	491	492	494	499	
85	MBh	17.70	17.94	18.46	19.24	17.55	17.79	18.30	19.08	17.10	17.35	17.86	18.64	16.34	16.58	17.09	17.87	15.40	15.64	16.15	16.93	14.54	14.78	15.29	16.07
	S/T	1.00	1.00	0.81	0.67	1.00	1.00	0.82	0.67	1.00	1.00	1.00	0.70	1.00	1.00	1.00	0.72	1.00	1.00	1.00	0.72	1.00	1.00	1.00	1.00
	ΔT	32	30	27	23	32	30	27	23	32	31	27	23	32	30	27	23	32	30	26	23	33	31	28	24
	kW	1.02	1.02	1.02	1.03	1.14	1.14	1.14	1.15	1.27	1.27	1.27	1.28	1.42	1.42	1.41	1.42	1.58	1.58	1.57	1.58	1.76	1.76	1.76	1.77
	Amps	3.49	3.49	3.48	3.52	4.01	4.00	3.99	4.03	4.58	4.58	4.57	4.61	5.20	5.20	5.19	5.23	5.90	5.90	5.89	5.93	6.72	6.71	6.70	6.74
	Lo PR	142	144	147	153	150	152	156	161	158	159	163	169	164	166	169	175	170	172	175	181	178	179	183	189
Hi PR	262	263	265	270	303	304	306	310	345	347	348	353	391	393	394	399	441	442	444	448	494	495	497	501	
690	MBh	18.03	18.27	18.78	19.56	17.88	18.12	18.63	19.41	17.43	17.68	18.19	18.97	16.67	16.91	17.42	18.20	15.73	15.97	16.48	17.26	14.87	15.11	15.62	16.40
	S/T	1.00	1.00	0.85	0.71	1.00	1.00	0.86	0.71	1.00	1.00	1.00	0.74	1.00	1.00	1.00	0.76	1.00	1.00	1.00	0.76	1.00	1.00	1.00	1.00
	ΔT	31	29	26	22	31	29	25	22	31	29	26	22	31	29	25	22	31	29	25	21	32	30	26	23
	kW	1.03	1.03	1.02	1.03	1.15	1.15	1.14	1.15	1.28	1.28	1.28	1.28	1.42	1.42	1.42	1.43	1.58	1.58	1.58	1.59	1.77	1.77	1.77	1.78
	Amps	3.52	3.51	3.50	3.54	4.03	4.03	4.02	4.06	4.61	4.60	4.59	4.63	5.23	5.23	5.22	5.26	5.93	5.92	5.91	5.95	6.74	6.74	6.73	6.77
	Lo PR	145	146	150	156	153	155	158	164	160	162	166	171	167	168	172	178	173	174	178	184	180	182	185	191
Hi PR	265	266	268	272	305	307	308	313	348	349	351	355	394	395	397	401	444	445	446	451	496	497	499	504	

IDB = Entering Indoor Dry Bulb Temperature  
 High and low pressures are measured at the liquid and suction service valves.  
 Airflow may vary depending on actual ambient conditions and system operation modes.

Shaded area is AHRI conditions.

kW = Total system power  
 Amps = outdoor unit amps (comp.-fan)

EXPANDED COOLING DATA — DX17VSS241AA/ CA\*EA1818\*4A\*+ DTA119A71 AT 100%

IDB	AIRFLOW	OUTDOOR AMBIENT TEMPERATURE																							
		65°F				75°F				85°F				95°F				105°F				115°F			
		59	63	67	71	59	63	67	71	59	63	67	71	59	63	67	71	59	63	67	71	59	63	67	71
<b>680</b>	MBh	22.74	23.06	23.74	22.53	22.85	23.53	21.94	22.26	22.94	20.91	21.23	21.92	19.66	19.98	20.66	18.52	18.84	19.52						
	S/T	0.59	0.51	0.38	0.60	0.52	0.39	1.00	0.55	0.41	1.00	0.57	0.43	1.00	1.00	0.45	1.00	1.00	0.50						
	ΔT	21	19	16	21	19	16	22	20	16	21	19	16	21	19	15	22	20	17						
	kW	1.45	1.45	1.45	1.63	1.63	1.63	1.83	1.83	1.83	2.05	2.04	2.04	2.29	2.29	2.28	2.57	2.57	2.57						
	Amps	5.04	5.03	5.02	5.82	5.81	5.80	6.69	6.68	6.67	7.63	7.62	7.61	8.67	8.67	8.66	9.91	9.90	9.89						
	Lo PR	135	136	140	143	145	148	150	152	155	156	158	161	162	164	167	170	171	175						
Hi PR	274	275	277	317	319	320	363	364	366	412	413	415	464	465	467	521	522	524							
<b>70 800</b>	MBh	23.09	23.41	24.09	22.88	23.21	23.89	22.29	22.61	23.29	21.27	21.59	22.27	20.01	20.34	21.02	18.87	19.19	19.87						
	S/T	0.67	0.59	0.45	1.00	0.60	0.46	1.00	0.62	0.49	1.00	0.64	0.51	1.00	1.00	0.53	1.00	1.00	0.58						
	ΔT	20	18	14	20	18	14	20	18	15	20	18	14	20	18	14	21	19	15						
	kW	1.46	1.46	1.46	1.64	1.64	1.64	1.84	1.84	1.84	2.06	2.06	2.05	2.30	2.30	2.29	2.58	2.58	2.58						
	Amps	5.09	5.08	5.07	5.87	5.86	5.85	6.74	6.73	6.72	7.67	7.67	7.66	8.72	8.72	8.70	9.96	9.95	9.94						
	Lo PR	137	139	142	145	147	150	153	154	158	159	160	164	165	166	170	172	174	177						
Hi PR	277	278	280	320	321	323	366	367	369	414	416	418	467	468	470	523	525	526							
<b>920</b>	MBh	23.53	23.85	24.53	23.32	23.65	24.33	22.73	23.05	23.73	21.71	22.03	22.71	20.45	20.78	21.46	19.31	19.63	20.31						
	S/T	0.70	0.63	0.49	1.00	0.63	0.50	1.00	0.66	0.52	1.00	0.68	0.54	1.00	1.00	0.57	1.00	1.00	0.62						
	ΔT	19	17	13	19	17	13	19	17	13	19	17	13	18	16	13	20	18	14						
	kW	1.47	1.47	1.47	1.65	1.65	1.65	1.85	1.85	1.85	2.07	2.06	2.06	2.31	2.31	2.30	2.59	2.59	2.59						
	Amps	5.13	5.12	5.11	5.91	5.90	5.89	6.78	6.77	6.76	7.71	7.71	7.70	8.76	8.76	8.74	10.00	9.99	9.98						
	Lo PR	140	141	145	148	150	153	155	157	160	161	163	166	167	169	172	175	176	180						
Hi PR	280	281	283	323	324	326	368	369	371	417	418	420	470	471	473	526	527	529							

<b>680</b>	MBh	22.75	23.07	23.75	24.79	22.54	22.87	23.55	24.59	21.95	22.27	22.95	23.99	20.93	21.25	21.93	22.97	19.67	20.00	20.68	21.72	18.53	18.85	19.54	20.57	
	S/T	1.00	0.64	0.51	0.37	1.00	0.65	0.51	0.37	1.00	0.73	0.59	0.45	1.00	0.73	0.59	0.45	1.00	0.73	0.59	0.45	1.00	1.00	0.63	0.49	
	ΔT	26	24	20	16	26	24	20	16	26	24	20	16	26	24	20	16	26	24	20	16	26	25	21	17	
	kW	1.45	1.45	1.45	1.46	1.63	1.63	1.62	1.64	1.64	1.83	1.83	1.82	1.84	2.04	2.04	2.04	2.05	2.29	2.28	2.28	2.30	2.57	2.57	2.56	2.58
	Amps	5.04	5.03	5.02	5.08	5.81	5.81	5.79	5.85	5.85	6.68	6.67	6.66	6.72	7.62	7.61	7.60	7.66	8.67	8.66	8.65	8.71	9.90	9.89	9.88	9.94
	Lo PR	135	136	140	146	143	145	148	154	154	150	152	155	161	156	158	161	167	162	164	167	173	170	171	175	181
Hi PR	274	275	277	282	318	319	321	325	325	363	364	366	371	412	413	415	420	465	466	468	472	521	522	524	529	
<b>75 800</b>	MBh	23.10	23.42	24.10	25.14	22.90	23.22	23.90	24.94	22.30	22.62	23.31	24.35	21.28	21.60	22.28	23.32	20.03	20.35	21.03	22.07	18.89	19.21	19.89	20.93	
	S/T	1.00	0.72	0.58	0.44	1.00	0.73	0.59	0.45	1.00	0.75	0.62	0.47	1.00	1.00	0.63	0.49	1.00	1.00	0.66	0.51	1.00	1.00	0.63	0.57	
	ΔT	24	22	19	15	24	22	19	15	24	22	19	15	24	22	18	15	24	22	18	14	25	23	19	16	
	kW	1.46	1.46	1.46	1.47	1.64	1.64	1.64	1.65	1.65	1.84	1.84	1.84	1.85	2.06	2.05	2.07	2.07	2.30	2.30	2.29	2.31	2.58	2.58	2.58	2.59
	Amps	5.08	5.08	5.07	5.12	5.86	5.86	5.84	5.90	5.90	6.73	6.72	6.71	6.77	7.67	7.65	7.71	7.71	8.72	8.71	8.70	8.76	9.95	9.94	9.93	9.99
	Lo PR	137	139	142	148	145	147	150	156	156	153	154	158	163	159	164	170	176	165	166	170	176	172	174	177	183
Hi PR	277	278	280	285	320	322	324	328	328	366	367	369	374	415	418	423	423	467	469	470	475	524	525	527	531	
<b>920</b>	MBh	23.54	23.86	24.54	25.58	23.34	23.66	24.34	25.38	22.74	23.06	23.75	24.79	21.72	22.04	22.72	23.76	20.47	20.79	21.47	22.51	19.33	19.65	20.33	21.37	
	S/T	1.00	0.76	0.62	0.48	1.00	0.76	0.63	0.48	1.00	0.80	0.65	0.51	1.00	1.00	0.67	0.53	1.00	1.00	0.69	0.55	1.00	1.00	0.63	0.60	
	ΔT	23	21	17	14	23	21	17	14	23	21	18	14	23	21	17	14	23	21	17	13	24	22	18	15	
	kW	1.47	1.47	1.47	1.48	1.65	1.65	1.65	1.66	1.66	1.85	1.85	1.84	1.86	2.07	2.06	2.06	2.07	2.31	2.31	2.30	2.32	2.59	2.59	2.59	2.60
	Amps	5.12	5.12	5.11	5.16	5.90	5.90	5.88	5.94	5.94	6.77	6.76	6.75	6.81	7.71	7.70	7.69	7.75	8.76	8.75	8.74	8.80	9.99	9.98	9.97	10.03
	Lo PR	140	141	145	151	148	150	153	159	159	155	157	160	166	161	163	166	172	167	169	172	178	175	176	180	186
Hi PR	280	281	283	288	323	324	326	331	331	369	370	372	376	417	419	421	425	470	471	473	478	526	527	529	534	

IDB = Entering Indoor Dry Bulb Temperature  
 High and low pressures are measured at the liquid and suction service valves.  
 Airflow may vary depending on actual ambient conditions and system operation modes.  
 Shaded area is ACCA (TVA) conditions  
 kW = Total system power  
 Amps = outdoor unit amps (comp.-f.in)

IDB	AIRFLOW	OUTDOOR AMBIENT TEMPERATURE												ENTERING INDOOR WET BULB TEMPERATURE											
		65°F				75°F				85°F				95°F				105°F				115°F			
		59	63	67	71	59	63	67	71	59	63	67	71	59	63	67	71	59	63	67	71	59	63	67	71
<b>680</b>	MBh	22.87	23.19	23.87	24.91	22.66	22.98	23.67	24.71	22.07	22.39	23.07	24.11	21.04	21.37	22.05	23.09	19.79	20.11	20.80	21.84	18.65	18.97	19.65	20.69
	S/T	1.00	0.77	0.63	0.49	1.00	0.78	0.64	0.50	1.00	1.00	0.67	0.52	1.00	1.00	0.68	0.54	1.00	1.00	1.00	0.56	1.00	1.00	1.00	0.62
	ΔT	30	28	24	21	30	28	24	20	30	28	25	21	30	28	24	20	30	28	24	20	31	29	25	21
	kW	1.45	1.45	1.45	1.46	1.63	1.63	1.63	1.64	1.83	1.83	1.83	1.84	2.05	2.04	2.04	2.05	2.29	2.29	2.28	2.30	2.57	2.57	2.57	2.58
	Amps	5.04	5.03	5.02	5.08	5.82	5.81	5.80	5.86	6.68	6.68	6.67	6.73	7.62	7.62	7.60	7.66	8.67	8.67	8.65	8.71	9.91	9.90	9.89	9.95
	Lo PR	135	137	140	146	144	145	149	154	151	152	156	162	157	159	162	168	163	165	168	174	170	172	175	181
Hi PR	275	276	278	283	318	319	321	326	363	365	367	371	412	414	415	420	465	466	468	473	521	522	524	529	
<b>80</b>	MBh	23.22	23.54	24.22	25.26	23.02	23.34	24.02	25.06	22.42	22.74	23.42	24.46	21.40	21.72	22.40	23.44	20.15	20.47	21.15	22.19	19.00	19.33	20.01	21.05
	S/T	1.00	0.85	0.71	0.57	1.00	1.00	0.72	0.57	1.00	1.00	0.74	0.60	1.00	1.00	0.76	0.62	1.00	1.00	1.00	0.64	1.00	1.00	1.00	0.69
	ΔT	28	27	23	19	28	26	23	19	29	27	23	19	28	26	23	19	28	26	23	19	29	27	24	20
	kW	1.46	1.46	1.46	1.47	1.64	1.64	1.64	1.65	1.84	1.84	1.84	1.85	2.06	2.06	2.06	2.07	2.30	2.30	2.29	2.31	2.58	2.58	2.58	2.59
	Amps	5.09	5.08	5.07	5.13	5.87	5.86	5.85	5.91	6.73	6.73	6.72	6.77	7.67	7.67	7.67	7.71	8.72	8.72	8.70	8.76	9.95	9.95	9.94	9.99
	Lo PR	138	139	143	149	146	148	151	157	153	155	158	164	159	161	164	170	165	167	170	176	173	174	178	184
Hi PR	278	279	281	286	321	322	324	329	366	367	369	374	415	416	418	423	468	469	471	476	524	525	527	532	
<b>920</b>	MBh	23.66	23.98	24.66	25.70	23.46	23.78	24.46	25.50	22.86	23.18	23.86	24.90	21.84	22.16	22.84	23.88	20.59	20.91	21.59	22.63	19.44	19.77	20.45	21.49
	S/T	1.00	0.88	0.75	0.60	1.00	1.00	0.75	0.61	1.00	1.00	0.78	0.64	1.00	1.00	1.00	0.66	1.00	1.00	1.00	0.68	1.00	1.00	1.00	0.73
	ΔT	27	25	22	18	27	25	22	18	28	26	22	18	27	25	22	18	27	25	21	18	28	26	23	19
	kW	1.47	1.47	1.47	1.48	1.65	1.65	1.65	1.66	1.85	1.85	1.85	1.86	2.07	2.06	2.06	2.08	2.31	2.31	2.30	2.32	2.59	2.59	2.59	2.60
	Amps	5.13	5.12	5.11	5.17	5.91	5.90	5.89	5.95	6.77	6.77	6.76	6.81	7.71	7.71	7.69	7.75	8.76	8.76	8.74	8.80	9.99	9.99	9.98	10.03
	Lo PR	140	142	146	151	149	150	154	160	156	158	161	167	162	164	167	173	168	170	173	179	175	177	181	186
Hi PR	280	282	283	288	324	325	327	332	369	370	372	377	418	419	421	426	471	472	474	478	527	528	530	535	

<b>680</b>	MBh	23.25	23.57	24.25	25.29	23.05	23.37	24.05	25.09	22.45	22.77	23.45	24.49	21.43	21.75	22.43	23.47	20.18	20.50	21.18	22.22	19.03	19.36	20.04	21.08
	S/T	1.00	1.00	0.74	0.59	1.00	1.00	0.74	0.60	1.00	1.00	0.77	0.62	1.00	1.00	1.00	0.64	1.00	1.00	1.00	0.66	1.00	1.00	1.00	1.00
	ΔT	34	32	28	24	34	32	28	24	34	32	28	25	34	32	28	24	33	31	28	24	35	33	29	25
	kW	1.45	1.45	1.45	1.46	1.63	1.63	1.63	1.64	1.83	1.83	1.83	1.84	2.05	2.05	2.04	2.06	2.29	2.29	2.29	2.30	2.57	2.57	2.57	2.58
	Amps	5.05	5.05	5.03	5.09	5.83	5.83	5.81	5.87	6.70	6.69	6.68	6.74	7.64	7.63	7.62	7.68	8.69	8.68	8.67	8.73	9.92	9.91	9.90	9.96
	Lo PR	137	139	143	148	146	147	151	156	153	154	158	164	159	161	164	170	165	167	170	176	172	174	177	183
Hi PR	276	277	279	284	319	321	323	327	365	366	368	373	414	415	417	422	466	468	469	474	523	524	526	530	
<b>85 800</b>	MBh	23.60	23.93	24.61	25.65	23.40	23.72	24.40	25.44	22.81	23.13	23.81	24.85	21.78	22.10	22.78	23.82	20.53	20.85	21.53	22.57	19.39	19.71	20.39	21.43
	S/T	1.00	1.00	0.81	0.67	1.00	1.00	0.82	0.67	1.00	1.00	1.00	0.70	1.00	1.00	1.00	0.72	1.00	1.00	1.00	0.74	1.00	1.00	1.00	1.00
	ΔT	32	30	27	23	32	30	27	23	32	31	27	23	32	30	27	23	32	30	26	23	33	31	28	24
	kW	1.47	1.46	1.46	1.48	1.64	1.64	1.64	1.65	1.84	1.84	1.84	1.85	2.06	2.06	2.06	2.07	2.30	2.30	2.30	2.31	2.58	2.58	2.58	2.59
	Amps	5.10	5.10	5.08	5.14	5.88	5.88	5.86	5.92	6.75	6.74	6.73	6.79	7.69	7.68	7.67	7.73	8.74	8.73	8.72	8.78	9.97	9.96	9.95	10.01
	Lo PR	140	141	145	151	148	150	153	159	155	157	160	166	161	163	166	172	167	169	172	178	175	176	180	186
Hi PR	279	280	282	287	322	323	325	330	368	369	371	375	416	418	420	424	469	470	472	477	525	527	528	533	
<b>920</b>	MBh	24.04	24.37	25.05	26.09	23.84	24.16	24.84	25.88	23.24	23.57	24.25	25.29	22.22	22.54	23.22	24.26	20.97	21.29	21.97	23.01	19.83	20.15	20.83	21.87
	S/T	1.00	1.00	0.85	0.71	1.00	1.00	0.86	0.71	1.00	1.00	1.00	0.74	1.00	1.00	1.00	0.76	1.00	1.00	1.00	0.78	1.00	1.00	1.00	1.00
	ΔT	31	29	26	22	31	29	25	22	31	29	26	22	31	29	25	22	31	29	25	21	32	30	26	23
	kW	1.48	1.47	1.47	1.48	1.65	1.65	1.65	1.66	1.85	1.85	1.85	1.86	2.07	2.07	2.07	2.08	2.31	2.31	2.31	2.32	2.59	2.59	2.59	2.60
	Amps	5.14	5.14	5.12	5.18	5.92	5.92	5.90	5.96	6.79	6.78	6.77	6.83	7.73	7.72	7.71	7.77	8.78	8.77	8.76	8.82	10.01	10.00	9.99	10.05
	Lo PR	142	144	148	153	151	152	156	162	158	160	163	169	164	166	169	175	170	172	175	181	177	179	183	188
Hi PR	282	283	285	290	325	326	328	333	370	372	373	378	419	420	422	427	472	473	475	480	528	529	531	536	

IDB = Entering Indoor Dry Bulb Temperature  
 High and low pressures are measured at the liquid and suction service valves.  
 Airflow may vary depending on actual ambient conditions and system operation modes.

Shaded area is AHRI conditions.

kW = Total system power  
 Amps = outdoor unit amps (comp.-f.in)

EXPANDED COOLING DATA — DX17VSS301AA/ CA\*EA2422\*4A\*+ DTA119A71 AT 100%

IDB	AIRFLOW	OUTDOOR AMBIENT TEMPERATURE																								
		65°F				75°F				85°F				95°F				105°F				115°F				
		59	63	67	71	59	63	67	71	59	63	67	71	59	63	67	71	59	63	67	71	59	63	67	71	
850	MBh	28.62	29.03	29.88	28.37	28.77	29.63	27.62	28.02	28.88	26.33	26.73	27.59	24.75	25.16	26.01	23.31	23.72	24.58	23.31	23.72	24.58	23.31	23.72	24.58	
	S/T	0.60	0.52	0.38	1.00	0.53	0.39	1.00	0.55	0.42	1.00	0.57	0.44	1.00	1.00	0.46	1.00	1.00	0.51	1.00	1.00	0.51	1.00	1.00	0.51	
	ΔT	21	20	16	21	19	16	22	20	16	21	19	16	21	19	16	22	20	17	22	20	17	22	20	17	
	kW	2.00	2.00	2.00	2.25	2.25	2.25	2.53	2.53	2.53	2.53	2.83	2.83	2.83	3.17	3.17	3.16	3.57	3.56	3.56	3.57	3.56	3.56	3.57	3.56	3.56
	Amps	7.12	7.12	7.10	8.21	8.20	8.18	9.42	9.41	9.39	10.73	10.72	10.73	12.20	12.19	12.17	13.91	13.91	13.89	13.91	13.91	13.89	13.91	13.91	13.89	
70 1000	Lo PR	135	137	140	144	145	149	151	153	155	158	164	164	165	167	170	170	172	176	170	172	176	170	172	176	
	Hi PR	278	279	281	322	323	325	367	369	371	417	418	420	470	472	474	527	529	530	527	529	530	527	529	530	
	MBh	29.07	29.47	30.33	28.81	29.22	30.07	28.06	28.47	29.32	26.77	27.18	28.03	25.20	25.60	26.46	23.76	24.16	25.02	23.76	24.16	25.02	23.76	24.16	25.02	
	S/T	0.68	0.60	0.46	1.00	0.60	0.47	1.00	0.63	0.49	1.00	0.65	0.51	1.00	1.00	0.53	1.00	1.00	0.59	1.00	1.00	0.59	1.00	1.00	0.59	
	ΔT	20	18	14	20	18	14	20	18	15	20	18	14	20	18	14	21	19	15	21	19	15	21	19	15	
1150	kW	2.02	2.02	2.01	2.27	2.27	2.26	2.55	2.55	2.54	2.85	2.85	2.84	3.19	3.18	3.18	3.58	3.58	3.57	3.58	3.58	3.57	3.58	3.58	3.57	
	Amps	7.19	7.18	7.17	8.28	8.27	8.25	9.49	9.48	9.46	10.80	10.79	10.77	12.26	12.26	12.24	13.98	13.97	13.96	13.98	13.97	13.96	13.98	13.97	13.96	
	Lo PR	138	139	143	146	148	151	153	155	158	159	161	164	165	167	170	173	175	178	173	175	178	173	175	178	
	Hi PR	280	282	284	324	326	328	370	372	374	420	421	423	473	474	476	530	531	533	530	531	533	530	531	533	
	MBh	29.62	30.03	30.88	29.36	29.77	30.63	28.61	29.02	29.88	27.33	27.73	28.59	25.75	26.16	27.01	24.31	24.72	25.57	24.31	24.72	25.57	24.31	24.72	25.57	

850	MBh	28.64	29.04	29.90	31.21	28.38	28.79	29.64	30.95	27.63	28.04	28.90	30.20	26.34	26.75	27.61	28.92	24.77	25.17	26.03	27.34	23.33	23.74	24.59	25.90	
	S/T	1.00	0.65	0.51	0.37	1.00	0.66	0.52	0.38	1.00	0.68	0.55	0.40	1.00	1.00	0.57	0.42	1.00	1.00	0.59	0.44	1.00	1.00	0.50	0.50	
	ΔT	26	24	20	16	26	24	20	16	26	24	20	17	26	24	20	16	25	23	20	16	27	25	21	17	
	kW	2.00	2.00	2.00	2.01	2.25	2.25	2.25	2.26	2.26	2.53	2.53	2.52	2.54	2.83	2.83	2.83	2.84	3.17	3.17	3.16	3.18	3.56	3.56	3.56	3.58
	Amps	7.12	7.11	7.09	7.17	8.20	8.19	8.18	8.26	8.26	9.41	9.40	9.39	9.47	10.72	10.72	10.70	10.78	12.19	12.18	12.16	12.24	13.91	13.90	13.88	13.96
75 1000	Lo PR	135	137	141	146	144	145	149	155	151	153	156	162	157	159	162	168	168	163	165	168	174	170	172	176	181
	Hi PR	278	279	281	286	322	323	325	330	368	369	371	376	417	418	420	425	425	471	472	474	479	528	529	531	536
	MBh	29.08	29.49	30.35	31.66	28.83	29.23	30.09	31.40	28.08	28.48	29.34	30.65	26.79	27.19	28.05	29.36	25.21	25.62	26.48	27.79	23.78	24.18	25.04	26.35	
	S/T	1.00	0.73	0.59	0.45	1.00	0.74	0.60	0.45	1.00	1.00	0.62	0.48	1.00	1.00	0.64	0.50	1.00	1.00	0.67	0.52	1.00	1.00	0.50	0.57	
	ΔT	24	22	19	15	24	22	19	15	24	22	19	15	24	22	19	15	24	22	18	15	25	23	20	16	
1150	kW	2.02	2.02	2.01	2.03	2.27	2.27	2.26	2.28	2.55	2.54	2.54	2.56	2.85	2.85	2.84	2.86	3.18	3.18	3.18	3.20	3.58	3.58	3.57	3.59	
	Amps	7.19	7.18	7.16	7.24	8.27	8.26	8.24	8.33	9.48	9.47	9.46	9.54	10.79	10.78	10.77	10.85	12.26	12.25	12.23	12.31	13.98	13.97	13.95	14.03	
	Lo PR	138	139	143	149	146	148	151	157	153	155	158	164	159	161	164	170	176	165	167	170	176	173	175	178	184
	Hi PR	281	282	284	289	325	326	328	333	371	372	374	379	420	421	423	428	428	473	475	477	481	530	532	534	538
	MBh	29.64	30.04	30.90	32.21	29.38	29.79	30.64	31.95	28.63	29.04	29.89	31.20	27.34	27.75	28.60	29.91	25.77	26.17	27.03	28.34	24.33	24.73	25.59	26.90	

IDB = Entering Indoor Dry Bulb Temperature  
 High and low pressures are measured at the liquid and suction service valves.  
 Airflow may vary depending on actual ambient conditions and system operation modes.  
 Shaded area is ACCA (TVA) conditions  
 kW = Total system power  
 Amps = outdoor unit amps (comp.-f.in)

IDB	AIRFLOW	OUTDOOR AMBIENT TEMPERATURE												ENTERING INDOOR WET BULB TEMPERATURE											
		65°F				75°F				85°F				95°F				105°F				115°F			
		59	63	67	71	59	63	67	71	59	63	67	71	59	63	67	71	59	63	67	71	59	63	67	71
<b>850</b>	MBh	28.79	29.19	30.05	31.36	28.53	28.94	29.79	31.10	27.78	28.19	29.04	30.35	26.49	26.90	27.76	29.06	24.92	25.32	26.18	27.49	23.48	23.88	24.74	26.05
	S/T	1.00	0.78	0.64	0.50	1.00	1.00	0.65	0.50	1.00	1.00	0.67	0.53	1.00	1.00	0.69	0.55	1.00	1.00	1.00	0.57	1.00	1.00	1.00	0.62
	ΔT	30	28	25	21	30	28	24	21	30	28	25	21	30	28	24	21	30	28	24	20	31	29	25	22
	kW	2.00	2.00	2.00	2.02	2.25	2.25	2.25	2.27	2.53	2.53	2.53	2.54	2.83	2.83	2.83	2.85	3.17	3.17	3.17	3.18	3.56	3.56	3.56	3.58
	Amps	7.12	7.11	7.10	7.18	8.21	8.20	8.18	8.26	9.42	9.41	9.39	9.48	10.73	10.72	10.70	10.79	12.19	12.19	12.17	12.25	13.91	13.90	13.89	13.97
<b>80</b>	Lo PR	136	138	141	147	144	146	149	155	151	153	157	162	158	159	163	168	164	165	169	174	171	173	176	182
	Hi PR	278	280	282	286	322	323	325	330	368	369	371	376	418	419	421	426	471	472	474	479	528	529	531	536
	MBh	29.23	29.64	30.49	31.80	28.98	29.38	30.24	31.55	28.23	28.63	29.49	30.80	26.94	27.34	28.20	29.51	25.36	25.77	26.62	27.93	23.92	24.33	25.19	26.50
	S/T	1.00	0.86	0.72	0.57	1.00	1.00	0.73	0.58	1.00	1.00	0.75	0.61	1.00	1.00	0.77	0.63	1.00	1.00	1.00	0.65	1.00	1.00	1.00	0.70
	ΔT	29	27	23	19	29	27	23	19	29	27	23	19	29	27	23	19	28	26	23	19	30	28	24	20
<b>1150</b>	kW	2.02	2.02	2.01	2.03	2.27	2.27	2.26	2.28	2.55	2.55	2.54	2.56	2.85	2.85	2.85	2.86	3.19	3.18	3.18	3.20	3.58	3.58	3.57	3.59
	Amps	7.19	7.18	7.16	7.25	8.28	8.27	8.25	8.33	9.49	9.48	9.46	9.54	10.80	10.79	11	10.85	12.26	12.25	12.24	12.32	13.98	13.97	13.95	14.04
	Lo PR	138	140	143	149	147	148	152	158	154	156	159	165	160	162	165	171	166	168	171	177	173	175	179	184
	Hi PR	281	282	284	289	325	326	328	333	371	372	374	379	421	422	424	429	474	475	477	482	531	532	534	539
	MBh	29.79	30.19	31.05	32.36	29.53	29.93	30.79	32.10	28.78	29.19	30.04	31.35	27.49	27.90	28.75	30.06	25.92	26.32	27.18	28.49	24.48	24.88	25.74	27.05

<b>850</b>	MBh	29.27	29.68	30.53	31.84	29.01	29.42	30.28	31.59	28.27	28.67	29.53	30.84	26.98	27.38	28.24	29.55	25.40	25.81	26.66	27.97	23.96	24.37	25.23	26.53
	S/T	1.00	1.00	0.74	0.60	1.00	1.00	0.75	0.61	1.00	1.00	1.00	0.63	1.00	1.00	1.00	0.65	1.00	1.00	1.00	0.67	1.00	1.00	1.00	1.00
	ΔT	34	32	28	25	34	32	28	25	34	32	29	25	34	32	28	24	34	32	28	24	35	33	29	25
	kW	2.01	2.01	2.00	2.02	2.26	2.26	2.25	2.27	2.54	2.53	2.53	2.55	2.84	2.84	2.83	2.85	3.17	3.17	3.17	3.19	3.57	3.57	3.56	3.58
	Amps	7.14	7.14	7.12	7.20	8.23	8.22	8.20	8.28	9.44	9.43	9.41	9.50	10.75	10.74	10.72	10.81	12.22	12.21	12.19	12.27	13.93	13.92	13.91	13.99
<b>85</b>	Lo PR	138	140	143	149	146	148	151	157	153	155	159	164	160	161	165	171	166	167	171	177	173	175	178	184
	Hi PR	280	281	283	288	324	325	327	332	370	371	373	378	419	420	422	427	472	474	476	480	529	531	533	537
	MBh	29.72	30.12	30.98	32.29	29.46	29.86	30.72	32.03	28.71	29.12	29.97	31.28	27.42	27.83	28.68	29.99	25.85	26.25	27.11	28.42	24.41	24.81	25.67	26.98
	S/T	1.00	1.00	0.82	0.68	1.00	1.00	0.83	0.68	1.00	1.00	1.00	0.71	1.00	1.00	1.00	0.73	1.00	1.00	1.00	0.75	1.00	1.00	1.00	1.00
	ΔT	33	31	27	23	32	31	27	23	33	31	27	23	32	30	27	23	32	30	27	23	33	31	28	24
<b>1150</b>	kW	2.02	2.02	2.02	2.04	2.27	2.27	2.27	2.29	2.55	2.55	2.55	2.56	2.85	2.85	2.85	2.87	3.19	3.19	3.18	3.20	3.59	3.58	3.58	3.60
	Amps	7.21	7.20	7.19	7.27	8.30	8.29	8.27	8.35	9.51	9.50	9.48	9.56	10.82	10.81	10.79	10.88	12.28	12.28	12.26	12.34	14.00	13.99	13.98	14.06
	Lo PR	140	142	146	151	149	150	154	160	156	158	161	167	162	164	167	173	168	170	173	179	176	177	181	186
	Hi PR	283	284	286	291	326	328	330	334	372	374	376	380	422	423	425	430	475	476	478	483	532	533	535	540
	MBh	30.27	30.67	31.53	32.84	30.01	30.42	31.28	32.58	29.26	29.67	30.53	31.84	27.97	28.38	29.24	30.55	26.40	26.80	27.66	28.97	24.96	25.37	26.22	27.53

IDB = Entering Indoor Dry Bulb Temperature  
 High and low pressures are measured at the liquid and suction service valves.  
 Airflow may vary depending on actual ambient conditions and system operation modes.

Shaded area is AHRI conditions.  
 kW = Total system power  
 Amps = outdoor unit amps (comp.-fan)

IDB	AIRFLOW	OUTDOOR AMBIENT TEMPERATURE																							
		65°F				75°F				85°F				95°F				105°F				115°F			
		59	63	67	71	59	63	67	71	59	63	67	71	59	63	67	71	59	63	67	71	59	63	67	71
<b>935</b>	MBh	33.90	34.38	35.40	33.60	34.08	35.09	32.71	33.19	34.20	31.18	31.66	32.68	29.32	29.80	30.81	27.61	28.09	29.11						
	S/T	0.58	0.51	0.37	1.00	0.51	0.38	1.00	0.54	0.40	1.00	0.56	0.42	1.00	1.00	0.45	1.00	1.00	0.50						
	ΔT	22	20	16	22	20	16	22	20	17	22	20	16	22	20	16	23	21	17						
	kW	2.60	2.60	2.59	2.94	2.94	2.93	3.32	3.32	3.31	3.73	3.73	3.72	4.19	4.19	4.18	4.73	4.72	4.72						
	Amps	9.55	9.54	9.52	11.03	11.02	11.00	12.68	12.67	12.65	14.47	14.46	14.43	16.46	16.45	16.43	18.80	18.79	18.77						
<b>70</b>	Lo PR	135	137	140	144	145	149	151	153	156	157	159	162	163	165	168	170	172	176						
	Hi PR	278	279	281	322	323	325	367	369	371	417	418	420	470	472	474	527	529	530						
	MBh	34.43	34.91	35.92	34.12	34.60	35.62	33.24	33.72	34.73	31.71	32.19	33.20	29.84	30.32	31.34	28.14	28.62	29.63						
	S/T	0.66	0.58	0.45	1.00	0.59	0.45	1.00	0.61	0.48	1.00	0.63	0.50	1.00	1.00	0.52	1.00	1.00	0.57						
	ΔT	21	19	15	21	19	15	21	19	15	21	19	15	20	18	14	22	20	16						
<b>1265</b>	kW	2.62	2.62	2.61	2.96	2.96	2.95	3.34	3.34	3.33	3.75	3.75	3.74	4.21	4.21	4.20	4.75	4.75	4.74						
	Amps	9.65	9.64	9.61	11.13	11.11	11.09	12.78	12.76	12.74	14.56	14.55	14.52	16.56	16.54	16.52	18.90	18.89	18.86						
	Lo PR	138	139	143	146	148	151	153	155	158	159	161	164	165	167	170	173	175	178						
	Hi PR	280	282	284	324	326	328	370	372	374	420	421	423	473	474	476	530	531	533						
	MBh	35.08	35.56	36.58	34.78	35.26	36.27	33.89	34.37	35.39	32.36	32.84	33.86	30.50	30.98	31.99	28.80	29.28	30.29						
<b>1265</b>	S/T	0.70	0.62	0.49	1.00	0.63	0.49	1.00	0.65	0.52	1.00	1.00	0.54	1.00	1.00	0.56	1.00	1.00	0.61						
	ΔT	19	17	14	19	17	14	20	18	14	19	17	14	19	17	13	20	18	15						
	kW	2.64	2.64	2.63	2.98	2.98	2.97	3.36	3.35	3.35	3.77	3.77	3.76	4.23	4.22	4.22	4.77	4.76	4.76						
	Amps	9.72	9.71	9.69	11.20	11.19	11.17	12.85	12.84	12.82	14.64	14.63	14.60	16.63	16.62	16.60	18.97	18.96	18.94						
	Hi PR	140	142	146	149	150	154	156	158	161	162	164	167	168	170	173	176	177	181						

<b>935</b>	MBh	33.92	34.40	35.42	36.97	33.62	34.10	35.11	36.66	32.73	33.21	34.22	35.77	31.20	31.68	32.70	34.25	29.34	29.82	30.83	32.38	27.63	28.11	29.13	30.68	
	S/T	1.00	0.64	0.50	0.36	1.00	0.64	0.51	0.37	1.00	0.67	0.53	0.39	1.00	1.00	0.55	0.41	1.00	1.00	0.57	0.43	1.00	1.00	1.00	0.48	
	ΔT	27	25	21	17	27	24	21	17	27	25	21	17	26	24	21	17	26	24	20	17	27	27	25	22	18
	kW	2.60	2.59	2.59	2.61	2.94	2.93	2.93	2.95	2.95	3.32	3.31	3.31	3.33	3.73	3.72	3.72	3.74	4.19	4.18	4.18	4.20	4.72	4.72	4.72	4.74
	Amps	9.54	9.53	9.51	9.62	11.02	11.01	10.99	11.10	11.10	12.67	12.66	12.64	12.75	14.46	14.45	14.42	14.53	16.45	16.44	16.42	16.53	18.79	18.78	18.76	18.87
<b>75</b>	Lo PR	135	137	141	146	144	145	149	155	151	153	156	162	157	159	162	168	174	163	165	168	174	170	172	176	181
	Hi PR	278	279	281	286	322	323	325	330	368	369	371	376	417	418	420	425	471	472	474	479	528	529	531	536	
	MBh	34.45	34.93	35.94	37.49	34.14	34.62	35.64	37.19	33.26	33.74	34.75	36.30	31.73	<b>32.21</b>	33.22	34.77	29.86	30.34	31.36	32.91	28.16	28.64	29.65	31.21	
	S/T	1.00	0.71	0.58	0.44	1.00	0.72	0.58	0.44	1.00	1.00	0.61	0.47	1.00	<b>1.00</b>	0.63	0.49	1.00	1.00	0.65	0.51	1.00	1.00	1.00	0.56	
	ΔT	25	23	19	15	25	23	19	15	25	23	19	16	25	<b>23</b>	19	15	25	23	19	15	26	24	20	16	
<b>1265</b>	kW	2.62	2.62	2.61	2.64	2.96	2.96	2.95	2.98	3.34	3.34	3.33	3.36	3.75	<b>3.75</b>	3.74	3.77	4.21	4.20	4.20	4.22	4.75	4.74	4.74	4.76	
	Amps	9.64	9.63	9.60	9.72	11.12	11.11	11.08	11.19	12.77	12.76	12.73	12.84	14.55	<b>14.54</b>	14.52	14.63	16.55	16.54	16.51	16.62	18.89	18.88	18.85	18.96	
	Lo PR	138	139	143	149	146	148	151	157	153	155	158	164	159	<b>161</b>	164	170	165	167	170	176	173	175	178	184	
	Hi PR	281	282	284	289	325	326	328	333	371	372	374	379	420	<b>421</b>	423	428	473	475	477	481	530	532	534	538	
	MBh	35.10	35.58	36.60	38.15	34.80	35.28	36.29	37.84	33.91	34.39	35.41	36.96	32.38	32.86	33.88	35.43	30.52	31.00	32.01	33.56	28.82	29.30	30.31	31.86	
<b>1265</b>	S/T	1.00	0.75	0.61	0.47	1.00	0.75	0.62	0.48	1.00	1.00	0.64	0.50	1.00	1.00	0.66	0.52	1.00	1.00	0.69	0.54	1.00	1.00	1.00	0.60	
	ΔT	24	22	18	14	24	22	18	14	24	22	18	14	24	22	18	14	23	21	18	14	25	23	19	15	
	kW	2.64	2.63	2.63	2.65	2.98	2.97	2.97	2.99	3.36	3.35	3.35	3.37	3.77	3.76	3.76	3.78	4.22	4.22	4.22	4.24	4.76	4.76	4.75	4.78	
	Amps	9.72	9.70	9.68	9.79	11.19	11.18	11.16	11.27	12.84	12.83	12.81	12.92	14.63	14.62	14.59	14.70	16.62	16.61	16.59	16.70	18.96	18.95	18.93	19.04	
	Hi PR	140	142	146	151	149	150	154	160	156	158	161	167	162	164	167	173	168	170	173	179	176	177	181	186	

IDB = Entering Indoor Dry Bulb Temperature  
 High and low pressures are measured at the liquid and suction service valves.  
 Airflow may vary depending on actual ambient conditions and system operation modes.  
 Shaded area is ACCA (TVA) conditions  
 kW = Total system power  
 Amps = outdoor unit amps (comp.-fan)

IDB	AIRFLOW	OUTDOOR AMBIENT TEMPERATURE												ENTERING INDOOR WET BULB TEMPERATURE											
		65°F				75°F				85°F				95°F				105°F				115°F			
		59	63	67	71	59	63	67	71	59	63	67	71	59	63	67	71	59	63	67	71	59	63	67	71
<b>935</b>	MBh	34.10	34.58	35.59	37.14	33.79	34.27	35.29	36.84	32.90	33.38	34.40	35.95	31.38	31.86	32.87	34.42	29.51	29.99	31.01	32.56	27.81	28.29	29.30	30.85
	S/T	1.00	0.76	0.63	0.48	1.00	1.00	0.63	0.49	1.00	1.00	0.66	0.52	1.00	1.00	0.68	0.53	1.00	1.00	1.00	0.56	1.00	1.00	1.00	0.61
	ΔT	31	29	25	21	31	29	25	21	31	29	25	22	31	29	25	21	31	29	25	21	32	30	26	22
	kW	2.60	2.60	2.59	2.62	2.94	2.94	2.93	2.96	3.32	3.32	3.31	3.34	3.73	3.73	3.72	3.75	4.19	4.18	4.18	4.20	4.73	4.72	4.72	4.74
	Amps	9.55	9.54	9.52	9.63	11.03	11.02	10.99	11.11	12.68	12.67	12.64	12.76	14.47	14.45	14.43	14.54	16.46	16.45	16.42	16.54	18.80	18.79	18.76	18.88
<b>80</b>	Lo PR	136	138	141	147	144	146	149	155	151	153	157	162	158	159	163	168	164	165	169	174	171	173	176	182
	Hi PR	278	280	282	286	322	323	325	330	368	369	371	376	418	419	421	426	471	472	474	479	528	529	531	536
	MBh	34.62	35.10	36.12	37.67	34.32	34.80	35.81	37.36	33.43	33.91	34.93	36.48	31.90	32.38	<b>33.40</b>	34.95	30.04	30.52	31.53	33.08	28.34	28.82	29.83	31.38
	S/T	1.00	0.83	0.70	0.56	1.00	1.00	0.71	0.57	1.00	1.00	0.73	0.59	1.00	1.00	<b>0.75</b>	0.61	1.00	1.00	1.00	0.63	1.00	1.00	1.00	0.68
	ΔT	30	28	24	20	29	27	24	20	30	28	24	20	29	27	<b>24</b>	20	29	27	23	19	30	28	25	21
<b>1265</b>	kW	2.62	2.62	2.61	2.64	2.96	2.96	2.95	2.98	3.34	3.34	3.33	3.36	3.75	3.75	<b>4</b>	3.77	4.21	4.21	4.20	4.23	4.75	4.74	4.74	4.76
	Amps	9.65	9.64	9.61	9.72	11.12	11.11	11.09	11.20	12.77	12.76	12.74	12.85	14.56	14.55	<b>15</b>	14.64	16.55	16.54	16.52	16.63	18.90	18.88	18.86	18.97
	Lo PR	138	140	143	149	147	148	152	158	154	156	159	165	160	162	<b>165</b>	171	166	168	171	177	173	175	179	184
	Hi PR	281	282	284	289	325	326	328	333	371	372	374	379	421	422	<b>424</b>	429	474	475	477	482	531	532	534	539
	MBh	35.28	35.76	36.77	38.32	34.97	35.45	36.47	38.02	34.09	34.57	35.58	37.13	32.56	33.04	34.06	35.61	30.69	31.17	32.19	33.74	28.99	29.47	30.49	32.04
<b>1265</b>	S/T	1.00	0.87	0.74	0.60	1.00	1.00	0.74	0.60	1.00	1.00	0.77	0.63	1.00	1.00	1.00	0.65	1.00	1.00	1.00	0.67	1.00	1.00	1.00	0.72
	ΔT	28	26	23	19	28	26	22	19	29	27	23	19	28	26	22	19	28	26	22	18	29	27	23	20
	kW	2.64	2.64	2.63	2.66	2.98	2.98	2.97	3.00	3.36	3.35	3.35	3.37	3.77	3.77	3.76	3.79	4.23	4.22	4.22	4.24	4.76	4.76	4.76	4.78
	Amps	9.72	9.71	9.69	9.80	11.20	11.19	11.16	11.28	12.85	12.84	12.81	12.93	14.64	14.62	14.60	14.71	16.63	16.62	16.59	16.71	18.97	18.96	18.93	19.05
	Lo PR	141	143	146	152	149	151	154	160	157	158	162	167	163	164	168	174	169	170	174	180	176	178	181	187
<b>935</b>	Hi PR	284	285	287	292	328	329	331	336	374	375	377	382	423	425	427	431	477	478	480	485	534	535	537	542
	MBh	34.67	35.15	36.16	37.71	34.36	34.84	35.86	37.41	33.48	33.96	34.97	36.52	31.95	32.43	33.45	35.00	30.08	30.56	31.58	33.13	28.38	28.86	29.88	31.43
	S/T	1.00	1.00	0.73	0.58	1.00	1.00	0.73	0.59	1.00	1.00	1.00	0.62	1.00	1.00	1.00	0.63	1.00	1.00	1.00	0.66	1.00	1.00	1.00	1.00
	ΔT	35	33	29	25	35	33	29	25	35	33	29	26	35	33	29	25	35	33	29	25	36	34	30	26
	kW	2.61	2.60	2.60	2.62	2.95	2.94	2.94	2.96	3.32	3.32	3.32	3.34	3.74	3.73	3.73	3.75	4.19	4.19	4.19	4.21	4.73	4.73	4.72	4.75
<b>85</b>	Amps	9.58	9.57	9.54	9.66	11.06	11.05	11.02	11.14	12.71	12.70	12.67	12.78	14.49	14.48	14.46	14.57	16.49	16.48	16.45	16.57	18.83	18.82	18.79	18.91
	Lo PR	138	140	143	149	146	148	151	157	153	155	159	164	160	161	165	171	166	167	171	177	173	175	178	184
	Hi PR	280	281	283	288	324	325	327	332	370	371	373	378	419	420	422	427	472	474	476	480	529	531	533	537
	MBh	35.20	35.68	36.69	38.24	34.89	35.37	36.39	37.94	34.00	34.48	35.50	37.05	32.48	32.96	33.97	35.52	30.61	31.09	32.11	33.66	28.91	29.39	30.40	31.95
	S/T	1.00	1.00	0.80	0.66	1.00	1.00	0.81	0.67	1.00	1.00	1.00	0.69	1.00	1.00	1.00	0.71	1.00	1.00	1.00	0.73	1.00	1.00	1.00	1.00
<b>1265</b>	ΔT	33	31	28	24	33	31	28	24	34	32	28	24	33	31	28	24	33	31	27	23	34	32	29	25
	kW	2.63	2.62	2.62	2.64	2.97	2.96	2.96	2.98	3.35	3.34	3.34	3.36	3.76	3.75	3.75	3.77	4.22	4.21	4.21	4.23	4.75	4.75	4.75	4.77
	Amps	9.67	9.66	9.64	9.75	11.15	11.14	11.12	11.23	12.80	12.79	12.77	12.88	14.59	14.58	14.55	14.66	16.58	16.57	16.55	16.66	18.92	18.91	18.89	19.00
	Lo PR	140	142	146	151	149	150	154	160	156	158	161	167	162	164	167	173	168	170	173	179	176	177	181	186
	Hi PR	283	284	286	291	326	328	330	334	372	374	376	380	422	423	425	430	475	476	478	483	532	533	535	540
<b>1265</b>	MBh	35.85	36.33	37.35	38.90	35.55	36.03	37.04	38.59	34.66	35.14	36.15	37.71	33.13	33.61	34.63	36.18	31.27	31.75	32.76	34.31	29.56	30.04	31.06	32.61
	S/T	1.00	1.00	0.84	0.70	1.00	1.00	0.84	0.70	1.00	1.00	1.00	0.73	1.00	1.00	1.00	0.75	1.00	1.00	1.00	0.77	1.00	1.00	1.00	1.00
	ΔT	32	30	26	23	32	30	26	23	33	30	27	23	32	30	26	23	32	30	26	22	33	31	27	24
	kW	2.64	2.64	2.64	2.66	2.98	2.98	2.98	3.00	3.36	3.36	3.36	3.38	3.77	3.77	3.77	3.79	4.23	4.23	4.22	4.25	4.77	4.77	4.76	4.79
	Amps	9.75	9.74	9.71	9.83	11.23	11.22	11.19	11.31	12.88	12.87	12.84	12.96	14.66	14.65	14.63	14.74	16.66	16.65	16.62	16.74	19.00	18.99	18.96	19.08
<b>1265</b>	Lo PR	143	145	148	154	151	153	156	162	159	160	164	169	165	166	170	176	171	172	176	182	178	180	183	189
	Hi PR	285	287	288	293	329	330	332	337	375	376	378	383	425	426	428	433	478	479	481	486	535	536	538	543

Shaded area is AHRI conditions.  
 kW = Total system power  
 Amps = outdoor unit amps (comp.-fan)  
 IDB = Entering Indoor Dry Bulb Temperature  
 High and low pressures are measured at the liquid and suction service valves.  
 Airflow may vary depending on actual ambient conditions and system operation modes.

IDB	AIRFLOW	OUTDOOR AMBIENT TEMPERATURE																																						
		65°F				75°F				85°F				95°F				105°F				115°F																		
		59	63	67	71	59	63	67	71	59	63	67	71	59	63	67	71	59	63	67	71	59	63	67	71															
		ENTERING INDOOR WET BULB TEMPERATURE																																						
		40.09	40.66	41.86	39.73	40.30	41.50	38.68	39.25	40.45	36.87	37.44	38.64	34.67	35.23	36.44	32.65	33.22	34.42	40.09	40.66	41.86	39.73	40.30	41.50	38.68	39.25	40.45	36.87	37.44	38.64	34.67	35.23	36.44	32.65	33.22	34.42			
		0.58	0.51	0.37	0.59	0.51	0.38	1.00	0.54	0.40	1.00	0.56	0.42	1.00	0.58	0.45	1.00	1.00	1.00	0.50	0.58	0.51	0.37	0.59	0.51	0.38	1.00	0.54	0.40	1.00	0.56	0.42	1.00	0.58	0.45	1.00	1.00	1.00	0.50	
		22	20	16	22	20	16	22	20	16	22	20	16	22	20	16	22	23	21	17	22	20	16	22	20	16	22	20	16	22	20	16	22	23	21	17	22	23	21	17
		3.09	3.09	3.08	3.49	3.48	3.48	3.93	3.93	3.92	4.41	4.41	4.40	4.95	4.94	4.94	5.57	5.57	5.56	3.09	3.09	3.08	3.49	3.48	3.48	3.93	3.93	3.92	4.41	4.41	4.40	4.95	4.94	4.94	5.57	5.57	5.56			
		11.33	11.32	11.29	13.06	13.04	13.01	14.98	14.97	14.94	17.07	17.06	17.03	19.40	19.39	19.36	22.13	22.12	22.09	11.33	11.32	11.29	13.06	13.04	13.01	14.98	14.97	14.94	17.07	17.06	17.03	19.40	19.39	19.36	22.13	22.12	22.09			
		130	131	135	138	139	143	145	146	149	150	152	155	156	158	161	163	165	168	130	131	135	138	139	143	145	146	149	150	152	155	156	158	161	163	165	168			
		286	288	290	332	333	335	379	380	382	430	431	433	485	486	488	544	545	547	286	288	290	332	333	335	379	380	382	430	431	433	485	486	488	544	545	547			
		40.71	41.28	42.48	40.35	40.92	42.12	39.31	39.87	41.07	37.50	38.07	39.27	35.29	35.86	37.06	33.28	33.85	35.05	40.71	41.28	42.48	40.35	40.92	42.12	39.31	39.87	41.07	37.50	38.07	39.27	35.29	35.86	37.06	33.28	33.85	35.05			
		0.66	0.58	0.45	0.66	0.59	0.45	1.00	0.61	0.48	1.00	0.63	0.50	1.00	0.65	0.52	1.00	1.00	1.00	0.66	0.58	0.45	0.66	0.59	0.45	1.00	0.61	0.48	1.00	0.63	0.50	1.00	0.65	0.52	1.00	1.00	1.00			
		20	18	15	20	18	15	21	19	15	20	18	15	20	18	14	21	19	16	20	18	15	20	18	15	21	19	15	20	18	14	21	19	16	21	19	16			
		3.12	3.11	3.11	3.51	3.51	3.50	3.96	3.95	3.95	4.44	4.43	4.43	4.97	4.97	4.96	5.60	5.60	5.59	3.12	3.11	3.11	3.51	3.51	3.50	3.96	3.95	3.95	4.44	4.43	4.43	4.97	4.97	4.96	5.60	5.60	5.59			
		11.44	11.43	11.40	13.17	13.15	13.12	15.09	15.08	15.05	17.18	17.17	17.14	19.51	19.50	19.47	22.24	22.23	22.20	11.44	11.43	11.40	13.17	13.15	13.12	15.09	15.08	15.05	17.18	17.17	17.14	19.51	19.50	19.47	22.24	22.23	22.20			
		132	134	137	140	142	145	147	148	152	153	154	158	158	160	163	166	167	171	132	134	137	140	142	145	147	148	152	153	154	158	160	163	166	167	171				
		289	291	293	335	336	338	382	383	385	433	434	436	488	489	491	547	548	550	289	291	293	335	336	338	382	383	385	433	434	436	488	489	491	547	548	550			
		41.50	42.06	43.26	41.14	41.70	42.90	40.09	40.65	41.85	38.28	38.85	40.05	36.07	36.64	37.84	34.06	34.63	35.83	41.50	42.06	43.26	41.14	41.70	42.90	40.09	40.65	41.85	38.28	38.85	40.05	36.07	36.64	37.84	34.06	34.63	35.83			
		0.70	0.62	0.49	0.70	0.63	0.49	1.00	0.65	0.52	1.00	0.67	0.54	1.00	0.69	0.56	1.00	1.00	1.00	0.70	0.62	0.49	0.70	0.63	0.49	1.00	0.65	0.52	1.00	0.67	0.54	1.00	0.69	0.56	1.00	1.00	1.00			
		19	17	13	19	17	13	19	17	14	19	17	13	19	17	13	20	18	14	19	17	13	19	17	13	19	17	14	19	17	13	20	18	14	20	18	14			
		3.14	3.13	3.13	3.53	3.53	3.52	3.98	3.97	3.97	4.46	4.45	4.45	4.99	4.99	4.98	5.62	5.62	5.61	3.14	3.13	3.13	3.53	3.53	3.52	3.98	3.97	3.97	4.46	4.45	4.45	4.99	4.99	4.98	5.62	5.62	5.61			
		11.53	11.52	11.49	13.26	13.24	13.21	15.18	15.17	15.14	17.27	17.26	17.23	19.60	19.59	19.56	22.33	22.32	22.29	11.53	11.52	11.49	13.26	13.24	13.21	15.18	15.17	15.14	17.27	17.26	17.23	19.60	19.59	19.56	22.33	22.32	22.29			
		135	136	139	142	144	147	149	151	154	155	157	160	161	163	166	168	170	173	135	136	139	142	144	147	149	151	154	155	157	160	161	163	166	168	170	173			
		292	293	295	337	339	341	385	386	388	436	437	439	491	492	494	550	551	553	292	293	295	337	339	341	385	386	388	436	437	439	491	492	494	550	551	553			
		40.11	40.68	41.88	39.75	40.32	41.52	38.70	39.27	40.47	36.90	37.46	38.67	34.69	35.26	36.46	32.68	33.24	34.44	40.11	40.68	41.88	39.75	40.32	41.52	38.70	39.27	40.47	36.90	37.46	38.67	34.69	35.26	36.46	32.68	33.24	34.44			
		0.71	0.63	0.50	1.00	0.64	0.51	1.00	0.67	0.53	1.00	0.68	0.55	1.00	0.70	0.57	1.00	1.00	1.00	0.71	0.63	0.50	1.00	0.64	0.51	1.00	0.67	0.53	1.00	0.68	0.55	0.41	1.00	0.70	0.57	1.00	1.00	1.00		
		26	24	21	26	24	20	26	24	21	26	24	20	26	24	20	27	25	21	26	24	21	26	24	20	26	24	21	26	24	20	27	25	21	28	26	22	18		
		3.09	3.08	3.08	3.48	3.48	3.47	3.93	3.92	3.92	4.41	4.40	4.40	4.94	4.94	4.93	5.57	5.57	5.56	3.09	3.08	3.08	3.48	3.48	3.47	3.93	3.92	3.92	4.41	4.40	4.40	4.94	4.94	4.93	5.57	5.57	5.56			
		11.32	11.31	11.28	13.05	13.03	13.00	14.97	14.96	14.93	17.06	17.04	17.02	19.39	19.38	19.35	22.12	22.11	22.08	11.32	11.31	11.28	13.05	13.03	13.00	14.97	14.96	14.93	17.06	17.04	17.02	19.39	19.38	19.35	22.12	22.11	22.08			
		130	131	135	138	139	143	145	146	149	150	152	155	156	158	161	163	165	168	130	131	135	138	139	143	145	146	149	150	152	155	156	158	161	163	165	168			
		287	288	290	332	333	335	379	381	383	430	432	434	485	487	489	544	545	547	287	288	290	332	333	335	379	381	383	430	432	434	485	487	489	544	545	547			
		40.74	41.31	42.51	40.38	40.95	42.15	39.33	39.90	41.10	37.52	38.09	39.29	35.32	35.88	37.09	33.30	33.87	35.07	40.74	41.31	42.51	40.38	40.95	42.15	39.33	39.90	41.10	37.52	38.09	39.29	35.32	35.88	37.09	33.30	33.87	35.07			
		0.79	0.71	0.58	1.00	0.72	0.58	1.00	0.74	0.61	1.00	0.76	0.63	1.00	0.80	0.65	1.00	1.00	1.00	0.79	0.71	0.58	1.00	0.72	0.58	1.00	0.74	0.61	1.00	0.76	0.63	0.49	1.00	0.80	0.65	1.00	1.00	1.00		
		25	23	19	25	23	19	25	23	19	25	23	19	25	23	19	26	24	20	25	23	19	25	23	19	25	23	19	25	23	19	26	24	20	26	24	20			
		3.11	3.11	3.10	3.51	3.51	3.50	3.95	3.95	3.94	4.43	4.42	4.45	4.97	4.97	4.96	5.60	5.59	5.62	3.11	3.11	3.10	3.51	3.51	3.50	3.95	3.95	3.94	4.43	4.42	4.45	4.97	4.97	4.96	5.60	5.59	5.62			
		11.43	11.42	11.39	13.16	13.14	13.11	15.08	15.07	15.04	17.17	17.13	17.26	19.50	19.49	19.46	22.23	22.22	22.19	11.43	11.42	11.39	13.16	13.14	13.11	15.08	15.07	15.04	17.17	17.13	17.26	19.50	19.49	19.46	22.23	22.22	22.19			
		132	134	137	140	142	145	147	148	152	153	154	158	158	160	163	166	167	171	132	134	137	140	142	145	147	148	152	153	154	158	160	163	166	167	171				
		290	291	293	335	336	338	382	383	385	433	437	442	488	490	492	547	548	550	290	291	293	335	336	338	382	383	385	433	437	442	488	490	492	547	548	550			
		41.52	42.09	43.29	41.16	41.73	42.93	40.11	40.68	41.88	38.30	38.87	40.07	36.10	36.67	37.87	34.08	34.65	35.85	41.52	42.09	43.2																		



IDB	AIRFLOW	OUTDOOR AMBIENT TEMPERATURE												ENTERING INDOOR WET BULB TEMPERATURE											
		65°F				75°F				85°F				95°F				105°F				115°F			
		59	63	67	71	59	63	67	71	59	63	67	71	59	63	67	71	59	63	67	71	59	63	67	71
<b>1125</b>	MBh	40.32	40.89	42.09	43.92	39.96	40.53	41.73	43.56	38.91	39.48	40.68	42.51	37.11	37.67	38.87	40.71	34.90	35.47	36.67	38.50	32.88	33.45	34.65	36.49
	S/T	1.00	0.76	0.62	0.48	1.00	0.76	0.63	0.49	1.00	1.00	0.66	0.51	1.00	1.00	0.67	0.53	1.00	1.00	0.70	0.56	1.00	1.00	0.70	0.61
	ΔT	31	29	25	21	31	29	25	21	31	29	25	21	31	29	25	21	30	28	25	21	32	30	26	22
	kW	3.09	3.09	3.08	3.11	3.49	3.48	3.48	3.51	3.93	3.93	3.92	3.95	4.41	4.41	4.40	4.43	4.95	4.94	4.94	4.97	5.57	5.57	5.56	5.59
	Amps	11.33	11.31	11.29	11.42	13.05	13.04	13.01	13.14	14.98	14.97	14.94	15.07	17.07	17.05	17.02	17.16	19.40	19.38	19.35	19.49	22.13	22.12	22.09	22.22
	Lo PR	130	132	135	141	138	140	143	149	145	147	150	156	151	153	156	161	157	158	162	167	164	166	169	174
Hi PR	287	288	290	295	332	334	336	341	380	381	383	388	431	432	434	439	486	487	489	494	545	546	548	553	
<b>80 1325</b>	MBh	40.95	41.51	42.71	44.55	40.59	41.15	42.35	44.19	39.54	40.10	41.31	43.14	37.73	38.30	<b>39.50</b>	41.33	35.53	36.09	37.29	39.13	33.51	34.08	35.28	37.11
	S/T	1.00	0.83	0.70	0.56	1.00	0.84	0.71	0.57	1.00	1.00	0.73	0.59	1.00	1.00	<b>0.75</b>	0.61	1.00	1.00	0.77	0.63	1.00	1.00	1.00	0.68
	ΔT	29	27	23	20	29	27	23	20	29	27	24	20	29	27	<b>23</b>	20	29	27	23	19	30	28	24	21
	kW	3.11	3.11	3.10	3.14	3.51	3.51	3.50	3.53	3.95	3.95	3.95	3.98	4.43	4.43	<b>4</b>	4.46	4.97	4.97	4.96	4.99	5.60	5.60	5.59	5.62
	Amps	11.44	11.43	11.40	11.53	13.17	13.15	13.12	13.25	15.09	15.08	15.05	15.18	17.18	17.16	<b>17</b>	17.27	19.51	19.49	19.47	19.60	22.24	22.23	22.20	22.33
	Lo PR	133	134	138	143	141	142	145	151	147	149	152	158	153	155	<b>158</b>	164	159	161	164	170	166	168	171	177
Hi PR	290	291	293	298	335	337	339	344	383	384	386	391	434	435	<b>437</b>	442	489	490	492	497	548	549	551	556	
<b>1525</b>	MBh	41.73	42.29	43.50	45.33	41.37	41.94	43.14	44.97	40.32	40.89	42.09	43.92	38.51	39.08	40.28	42.11	36.31	36.87	38.07	39.91	34.29	34.86	36.06	37.89
	S/T	1.00	0.87	0.74	0.60	1.00	0.88	0.74	0.60	1.00	1.00	0.77	0.63	1.00	1.00	0.79	0.65	1.00	1.00	0.81	0.67	1.00	1.00	1.00	0.72
	ΔT	28	26	22	18	28	26	22	18	28	26	22	19	28	26	22	18	28	26	22	18	29	27	23	19
	kW	3.14	3.13	3.13	3.16	3.53	3.53	3.52	3.55	3.98	3.97	3.97	4.00	4.46	4.45	4.45	4.48	4.99	4.99	4.98	5.01	5.62	5.62	5.61	5.64
	Amps	11.53	11.52	11.49	11.62	13.26	13.24	13.21	13.34	15.18	15.17	15.14	15.27	17.27	17.25	17.22	17.36	19.60	19.58	19.55	19.69	22.33	22.32	22.29	22.42
	Lo PR	135	137	140	146	143	145	148	154	150	152	155	160	156	157	161	166	162	163	167	172	169	170	174	179
Hi PR	293	294	296	301	338	339	341	346	386	387	389	394	437	438	440	445	492	493	495	500	550	552	554	559	
<b>1125</b>	MBh	41.00	41.56	42.77	44.60	40.64	41.20	42.41	44.24	39.59	40.16	41.36	43.19	37.78	38.35	39.55	41.38	35.58	36.14	37.34	39.18	33.56	34.13	35.33	37.16
	S/T	1.00	0.86	0.72	0.58	1.00	1.00	0.73	0.59	1.00	1.00	0.76	0.61	1.00	1.00	0.77	0.63	1.00	1.00	1.00	0.66	1.00	1.00	1.00	0.71
	ΔT	35	33	29	25	35	33	29	25	35	33	29	25	35	33	29	25	34	32	29	25	35	34	30	26
	kW	3.10	3.09	3.09	3.12	3.49	3.49	3.48	3.51	3.94	3.93	3.93	3.96	4.42	4.41	4.41	4.44	4.95	4.95	4.94	4.97	5.58	5.58	5.57	5.60
	Amps	11.36	11.35	11.32	11.45	13.09	13.07	13.04	13.18	15.02	15.00	14.97	15.10	17.10	17.09	17.06	17.19	19.43	19.42	19.39	19.52	22.16	22.15	22.12	22.25
	Lo PR	132	134	137	143	140	142	145	151	147	149	152	158	153	155	158	163	159	160	164	169	166	168	171	176
Hi PR	288	290	292	297	334	335	337	342	381	382	384	389	432	433	435	440	487	488	491	496	546	547	549	554	
<b>85 1325</b>	MBh	41.62	42.19	43.39	45.23	41.26	41.83	43.03	44.87	40.21	40.78	41.98	43.82	38.41	38.98	40.18	42.01	36.20	36.77	37.97	39.80	34.19	34.76	35.96	37.79
	S/T	1.00	1.00	0.80	0.66	1.00	1.00	0.81	0.67	1.00	1.00	0.83	0.69	1.00	1.00	1.00	0.71	1.00	1.00	1.00	0.73	1.00	1.00	1.00	0.78
	ΔT	33	31	27	24	33	31	27	23	33	31	28	24	33	31	27	23	33	31	27	23	34	32	28	24
	kW	3.12	3.12	3.11	3.14	3.52	3.52	3.51	3.54	3.96	3.96	3.95	3.98	4.44	4.44	4.43	4.46	4.98	4.98	4.97	5.00	5.61	5.60	5.60	5.63
	Amps	11.47	11.46	11.43	11.56	13.20	13.19	13.16	13.29	15.13	15.11	15.08	15.21	17.21	17.20	17.17	17.30	19.54	19.53	19.50	19.63	22.28	22.26	22.23	22.36
	Lo PR	135	136	139	145	142	144	147	153	149	151	154	160	155	157	160	166	161	163	166	171	168	170	173	179
Hi PR	291	293	295	300	337	338	340	345	384	385	387	392	435	436	438	443	490	491	493	498	549	550	552	557	
<b>1525</b>	MBh	42.40	42.97	44.17	46.01	42.04	42.61	43.81	45.65	41.00	41.56	42.76	44.60	39.19	39.76	40.96	42.79	36.98	37.55	38.75	40.59	34.97	35.54	36.74	38.57
	S/T	1.00	1.00	0.84	0.70	1.00	1.00	0.84	0.70	1.00	1.00	0.87	0.73	1.00	1.00	1.00	0.75	1.00	1.00	1.00	0.77	1.00	1.00	1.00	0.80
	ΔT	32	30	26	22	32	30	26	22	32	30	26	23	32	30	26	22	32	30	26	22	33	31	27	23
	kW	3.14	3.14	3.13	3.16	3.54	3.54	3.53	3.56	3.98	3.98	3.97	4.00	4.46	4.46	4.45	4.48	5.00	5.00	4.99	5.02	5.63	5.62	5.62	5.65
	Amps	11.56	11.55	11.52	11.65	13.29	13.27	13.24	13.38	15.22	15.20	15.17	15.30	17.30	17.29	17.26	17.39	19.63	19.62	19.59	19.72	22.36	22.35	22.32	22.45
	Lo PR	137	139	142	148	145	147	150	156	152	154	157	162	158	159	163	168	164	165	169	174	171	172	176	181
Hi PR	294	296	298	303	340	341	343	348	387	388	390	395	438	439	441	446	493	494	496	501	552	553	555	560	

IDB = Entering Indoor Dry Bulb Temperature  
 High and low pressures are measured at the liquid and suction service valves.  
 Airflow may vary depending on actual ambient conditions and system operation modes.

Shaded area is AHRI conditions.

kW = Total system power  
 Amps = outdoor unit amps (comp.-hfan)

IDB	AIRFLOW	OUTDOOR AMBIENT TEMPERATURE																							
		65°F				75°F				85°F				95°F				105°F				115°F			
		59	63	67	71	59	63	67	71	59	63	67	71	59	63	67	71	59	63	67	71	59	63	67	71
<b>1165</b>	MBh	45.17	45.81	47.16	44.76	45.40	46.75	43.58	44.22	45.57	41.55	42.19	43.54	39.06	39.70	41.05	36.79	37.43	38.78						
	S/T	0.56	0.49	0.36	0.57	0.49	0.37	0.59	0.52	0.39	1.00	0.54	0.41	1.00	0.56	0.43	1.00	0.61	0.48						
	ΔT	23	21	17	23	21	17	24	21	17	23	21	17	23	21	17	24	22	18						
	kW	3.77	3.77	3.76	4.28	4.27	4.26	4.84	4.84	4.83	5.45	5.45	5.44	6.14	6.13	6.12	6.94	6.93	6.93						
	Amps	14.22	14.20	14.17	16.42	16.40	16.37	18.88	18.86	18.82	21.54	21.52	21.48	24.51	24.49	24.45	27.99	27.98	27.94						
<b>70 1370</b>	Lo PR	126	127	130	133	135	138	140	142	145	146	147	150	151	153	156	158	160	163						
	Hi PR	299	301	303	347	348	350	396	397	399	449	451	453	507	508	510	568	570	572						
	MBh	45.87	46.51	47.86	45.46	46.10	47.46	44.28	44.92	46.27	42.25	42.89	44.24	39.76	40.40	41.75	37.49	38.13	39.48						
	S/T	0.63	0.56	0.43	0.64	0.57	0.44	0.66	0.59	0.46	1.00	0.61	0.48	1.00	0.63	0.50	1.00	0.68	0.55						
	ΔT	22	20	16	22	20	16	22	20	16	22	20	16	21	19	15	23	21	17						
<b>1575</b>	kW	3.80	3.80	3.79	4.31	4.31	4.30	4.87	4.87	4.86	5.49	5.48	5.47	6.17	6.17	6.16	6.97	6.97	6.96						
	Amps	14.36	14.34	14.31	16.56	16.54	16.51	19.02	19.00	18.96	21.68	21.66	21.62	24.65	24.63	24.59	28.13	28.12	28.08						
	Lo PR	128	129	133	135	137	140	142	144	147	148	149	153	153	155	158	160	162	165						
	Hi PR	302	304	306	350	351	353	399	400	403	453	454	456	510	511	513	571	573	575						
	MBh	46.74	47.38	48.73	46.33	46.97	48.33	45.15	45.79	47.14	43.12	43.76	45.11	40.63	41.27	42.62	38.36	39.00	40.35						
<b>1575</b>	S/T	0.67	0.60	0.47	0.67	0.60	0.47	1.00	0.62	0.50	1.00	0.64	0.51	1.00	0.66	0.54	1.00	1.00	0.58						
	ΔT	20	18	14	20	18	14	21	19	15	20	18	14	20	18	14	21	19	15						
	kW	3.83	3.82	3.82	4.34	4.33	4.32	4.90	4.90	4.89	5.51	5.51	5.50	6.20	6.19	6.18	7.00	6.99	6.98						
	Amps	14.47	14.46	14.42	16.67	16.66	16.62	19.13	19.11	19.08	21.79	21.77	21.74	24.76	24.74	24.71	28.25	28.23	28.19						
	Lo PR	130	132	135	138	140	143	145	146	149	150	152	155	156	157	161	163	164	168						
Hi PR	305	307	309	353	354	356	402	403	406	455	457	459	513	514	516	574	576	578							

<b>1165</b>	MBh	45.19	45.83	47.19	49.25	44.79	45.43	46.78	48.85	43.61	44.25	45.60	47.66	41.57	42.21	43.57	45.63	39.09	39.73	41.08	43.15	36.82	37.46	38.81	40.88
	S/T	0.68	0.61	0.48	0.35	1.00	0.62	0.49	0.35	1.00	0.64	0.51	0.38	1.00	0.66	0.53	0.39	1.00	0.68	0.55	0.42	1.00	1.00	0.60	0.46
	ΔT	28	26	22	18	28	26	22	18	28	26	22	18	28	26	22	18	28	26	22	18	28	27	23	19
	kW	3.77	3.76	3.75	3.79	4.27	4.27	4.26	4.30	4.84	4.83	4.83	4.86	5.45	5.45	5.44	5.48	6.13	6.13	6.12	6.16	6.94	6.93	6.92	6.96
	Amps	14.21	14.19	14.15	14.32	16.41	16.39	16.35	16.52	18.86	18.85	18.81	18.98	21.52	21.51	21.47	21.64	24.49	24.48	24.44	24.61	27.98	27.96	27.92	28.09
<b>75 1370</b>	Lo PR	126	127	130	136	133	135	138	143	140	142	145	150	146	147	150	156	151	153	156	161	158	160	163	168
	Hi PR	299	301	303	308	347	348	350	355	396	398	400	405	450	451	453	458	507	509	511	516	569	570	572	577
	MBh	45.89	46.53	47.89	49.95	45.49	46.13	47.48	49.55	44.31	44.95	46.30	48.37	42.27	42.91	44.27	46.33	39.79	40.43	41.78	43.85	37.52	38.16	39.51	41.58
	S/T	0.75	0.68	0.55	0.42	1.00	0.69	0.56	0.42	1.00	0.71	0.58	0.45	1.00	0.73	0.60	0.47	1.00	1.00	0.62	0.49	1.00	1.00	0.67	0.54
	ΔT	26	24	20	16	26	24	20	16	27	25	21	16	26	24	20	16	26	24	20	16	27	25	21	17
<b>1575</b>	kW	3.80	3.80	3.79	3.83	4.31	4.30	4.29	4.33	4.87	4.87	4.86	4.90	5.48	5.48	5.47	5.51	6.17	6.16	6.15	6.19	6.97	6.96	6.95	6.99
	Amps	14.35	14.33	14.29	14.46	16.55	16.53	16.49	16.66	19.00	18.99	18.95	19.12	21.66	21.65	21.61	21.78	24.63	24.62	24.58	24.75	28.12	28.10	28.06	28.23
	Lo PR	128	129	133	138	135	137	140	146	142	144	147	152	148	149	153	158	153	155	158	164	160	162	165	171
	Hi PR	303	304	306	311	350	351	353	358	399	401	403	408	453	454	456	461	510	512	514	519	572	573	575	580
	MBh	46.77	47.41	48.76	50.82	46.36	47.00	48.35	50.42	45.18	45.82	47.17	49.24	43.14	43.78	45.14	47.20	40.66	41.30	42.65	44.72	38.39	39.03	40.38	42.45
<b>1575</b>	S/T	0.79	0.72	0.59	0.45	1.00	0.72	0.59	0.46	1.00	0.75	0.62	0.48	1.00	0.77	0.64	0.50	1.00	1.00	0.66	0.52	1.00	1.00	0.71	0.57
	ΔT	25	23	19	15	25	23	19	15	25	23	19	15	25	23	19	15	25	23	19	15	26	24	20	16
	kW	3.83	3.82	3.81	3.85	4.33	4.33	4.32	4.36	4.90	4.89	4.88	4.92	5.51	5.50	5.50	5.53	6.19	6.19	6.18	6.22	6.99	6.99	6.98	7.02
	Amps	14.46	14.44	14.40	14.57	16.66	16.64	16.60	16.77	19.12	19.10	19.06	19.23	21.78	21.76	21.72	21.89	24.75	24.73	24.69	24.86	28.23	28.21	28.18	28.35
	Lo PR	130	132	135	140	138	140	143	148	145	146	149	155	150	152	155	160	156	157	161	166	163	164	168	173
Hi PR	306	307	309	314	353	354	356	361	402	404	406	411	456	457	459	464	513	515	517	522	575	576	578	583	

kW = Total system power  
Amps = outdoor unit amps (comp.-fan)

Shaded area is ACCA (TVA) conditions

IDB = Entering Indoor Dry Bulb Temperature  
High and low pressures are measured at the liquid and suction service valves.  
Airflow may vary depending on actual ambient conditions and system operation modes.

IDB	AIRFLOW	OUTDOOR AMBIENT TEMPERATURE												ENTERING INDOOR WET BULB TEMPERATURE											
		65°F				75°F				85°F				95°F				105°F				115°F			
		59	63	67	71	59	63	67	71	59	63	67	71	59	63	67	71	59	63	67	71	59	63	67	71
<b>1165</b>	MBh	45.43	46.07	47.42	49.49	45.02	45.66	47.02	49.08	43.84	44.48	45.83	47.90	41.81	42.45	43.80	45.87	39.32	39.96	41.31	43.38	37.05	37.69	39.04	41.11
	S/T	1.00	0.73	0.60	0.47	1.00	0.74	0.61	0.47	1.00	0.76	0.63	0.49	1.00	1.00	0.65	0.51	1.00	1.00	0.67	0.53	1.00	1.00	0.72	0.58
	ΔT	33	31	27	22	33	31	27	22	33	31	27	23	33	31	27	22	32	30	26	22	34	32	28	23
	kW	3.77	3.77	3.76	3.80	4.28	4.27	4.26	4.30	4.84	4.84	4.83	4.87	5.45	5.45	5.44	5.48	6.14	6.13	6.12	6.16	6.94	6.93	6.93	6.96
	Amps	14.22	14.20	14.16	14.33	16.42	16.40	16.36	16.53	18.88	18.86	18.82	18.99	21.53	21.52	21.48	21.65	24.51	24.49	24.45	24.62	27.99	27.97	27.94	28.10
	Lo PR	126	128	131	136	134	135	139	144	141	142	145	151	146	148	151	156	152	153	157	162	159	160	164	169
	Hi PR	300	301	303	309	347	349	351	356	397	398	400	406	450	452	454	459	508	509	511	516	569	570	573	578
	MBh	46.13	46.77	48.12	50.19	45.72	46.36	47.72	49.78	44.54	45.18	46.53	48.60	42.51	43.15	<b>44.50</b>	46.57	40.02	40.66	42.01	44.08	37.75	38.39	39.74	41.81
	S/T	1.00	0.80	0.67	0.54	1.00	0.81	0.68	0.54	1.00	0.83	0.70	0.57	1.00	1.00	<b>0.72</b>	0.58	1.00	1.00	0.74	0.61	1.00	1.00	0.79	0.65
	ΔT	31	29	25	21	31	29	25	21	31	29	25	21	31	29	<b>25</b>	21	31	29	25	21	32	30	26	22
kW	3.80	3.80	3.79	3.83	4.31	4.30	4.30	4.33	4.87	4.87	4.86	4.90	5.49	5.48	<b>5</b>	5.51	6.17	6.16	6.16	6.19	6.97	6.97	6.96	7.00	
Amps	14.36	14.34	14.30	14.47	16.56	16.54	16.50	16.67	19.02	19.00	18.96	19.13	21.67	21.66	<b>22</b>	21.79	24.65	24.63	24.59	24.76	28.13	28.11	28.08	28.24	
Lo PR	128	130	133	139	136	138	141	146	143	144	148	153	148	150	<b>153</b>	159	154	156	159	164	161	163	166	171	
Hi PR	303	304	307	312	350	352	354	359	400	401	403	409	453	455	<b>457</b>	462	511	512	514	519	572	574	576	581	
MBh	47.00	47.64	48.99	51.06	46.60	47.23	48.59	50.65	45.41	46.05	47.41	49.47	43.38	44.02	45.37	47.44	40.89	41.53	42.89	44.95	38.62	39.26	40.62	42.68	
S/T	1.00	0.84	0.71	0.57	1.00	0.84	0.71	0.58	1.00	1.00	0.74	0.60	1.00	1.00	0.76	0.62	1.00	1.00	0.78	0.64	1.00	1.00	1.00	0.69	
ΔT	30	28	24	20	30	28	24	20	30	28	24	20	30	28	24	20	30	27	23	19	31	29	25	21	
kW	3.83	3.82	3.82	3.85	4.33	4.33	4.32	4.36	4.90	4.90	4.89	4.93	5.51	5.51	5.50	5.54	6.19	6.19	6.18	6.22	7.00	6.99	6.98	7.02	
Amps	14.47	14.45	14.42	14.58	16.67	16.65	16.62	16.78	19.13	19.11	19.07	19.24	21.79	21.77	21.73	21.90	24.76	24.74	24.70	24.87	28.24	28.23	28.19	28.36	
Lo PR	131	132	136	141	139	140	143	149	145	147	150	155	151	152	156	161	156	158	161	167	163	165	168	174	
Hi PR	306	307	309	315	353	355	357	362	403	404	406	412	456	458	460	465	514	515	517	522	575	577	579	584	
<b>1165</b>	MBh	46.19	46.83	48.18	50.25	45.79	46.43	47.78	49.84	44.60	45.24	46.60	48.66	42.57	43.21	44.56	46.63	40.08	40.72	42.08	44.14	37.82	38.45	39.81	41.87
	S/T	1.00	0.83	0.70	0.56	1.00	1.00	0.70	0.57	1.00	1.00	0.73	0.59	1.00	1.00	0.74	0.61	1.00	1.00	1.00	0.63	1.00	1.00	1.00	0.68
	ΔT	37	35	31	27	37	35	31	27	37	35	31	27	37	35	31	27	37	34	30	26	38	36	32	28
	kW	3.78	3.78	3.77	3.81	4.29	4.28	4.27	4.31	4.85	4.85	4.84	4.88	5.46	5.46	5.45	5.49	6.15	6.14	6.13	6.17	6.95	6.94	6.93	6.97
	Amps	14.26	14.24	14.20	14.37	16.46	16.44	16.41	16.57	18.92	18.90	18.86	19.03	21.58	21.56	21.52	21.69	24.55	24.53	24.49	24.66	28.03	28.02	27.98	28.15
	Lo PR	128	130	133	138	136	137	141	146	142	144	147	153	148	150	153	158	154	155	158	164	161	162	165	171
	Hi PR	301	303	305	310	349	350	352	357	398	400	402	407	452	453	455	460	509	510	513	518	571	572	574	579
	MBh	46.89	47.53	48.88	50.95	46.49	47.13	48.48	50.54	45.30	45.94	47.30	49.36	43.27	43.91	45.26	47.33	40.78	41.42	42.78	44.84	38.52	39.16	40.51	42.57
	S/T	1.00	0.90	0.77	0.63	1.00	1.00	0.77	0.64	1.00	1.00	0.80	0.66	1.00	1.00	0.82	0.68	1.00	1.00	1.00	0.70	1.00	1.00	1.00	0.75
	ΔT	35	33	29	25	35	33	29	25	36	33	29	25	35	33	29	25	35	33	29	25	36	34	30	26
kW	3.81	3.81	3.80	3.84	4.32	4.31	4.31	4.34	4.88	4.88	4.87	4.91	5.49	5.49	5.48	5.52	6.18	6.17	6.17	6.20	6.98	6.98	6.97	7.01	
Amps	14.40	14.38	14.34	14.51	16.60	16.58	16.55	16.71	19.06	19.04	19.00	19.17	21.72	21.70	21.66	21.83	24.69	24.67	24.63	24.80	28.17	28.16	28.12	28.29	
Lo PR	130	132	135	140	138	139	143	148	145	146	149	155	150	152	155	160	156	157	161	166	163	164	168	173	
Hi PR	305	306	308	313	352	353	355	360	401	403	405	410	455	456	458	463	512	514	516	521	574	575	577	582	
MBh	47.76	48.40	49.76	51.82	47.36	48.00	49.35	51.42	46.18	46.82	48.17	50.23	44.14	44.78	46.13	48.20	41.66	42.30	43.65	45.71	39.39	40.03	41.38	43.44	
S/T	1.00	0.93	0.80	0.67	1.00	1.00	0.81	0.67	1.00	1.00	0.83	0.70	1.00	1.00	0.85	0.72	1.00	1.00	1.00	0.74	1.00	1.00	1.00	0.79	
ΔT	34	32	28	24	34	32	28	24	34	32	28	24	34	32	28	24	34	32	28	23	35	33	29	25	
kW	3.84	3.83	3.83	3.86	4.34	4.34	4.33	4.37	4.91	4.91	4.90	4.94	5.52	5.52	5.51	5.55	6.20	6.20	6.19	6.23	7.01	7.00	6.99	7.03	
Amps	14.51	14.50	14.46	14.63	16.71	16.70	16.66	16.83	19.17	19.15	19.12	19.28	21.83	21.81	21.77	21.94	24.80	24.78	24.75	24.91	28.29	28.27	28.23	28.40	
Lo PR	133	134	138	143	140	142	145	151	147	149	152	157	153	154	158	163	158	160	163	169	165	167	170	175	
Hi PR	307	309	311	316	355	356	358	363	404	406	408	413	458	459	461	466	515	517	519	524	577	578	580	585	

IDB = Entering Indoor Dry Bulb Temperature  
 High and low pressures are measured at the liquid and suction service valves.  
 Airflow may vary depending on actual ambient conditions and system operation modes.

Shaded area is AHRI conditions.  
 kW = Total system power  
 Amps = outdoor unit amps (comp.-fian)

IDB	AIRFLOW	OUTDOOR AMBIENT TEMPERATURE																							
		65°F				75°F				85°F				95°F				105°F				115°F			
		59	63	67	71	59	63	67	71	59	63	67	71	59	63	67	71	59	63	67	71	59	63	67	71
<b>1300</b>	MBh	54.30	55.07	56.69	53.81	54.58	56.21	52.39	53.16	54.79	49.95	50.71	52.34	46.96	47.73	49.35	44.23	45.00	46.62						
	S/T	0.55	0.48	0.35	0.56	0.49	0.36	0.58	0.51	0.38	0.60	0.53	0.40	0.62	0.55	0.42	0.67	0.60	0.47						
	ΔT	22	20	17	22	20	17	23	21	17	22	20	17	22	20	16	23	21	18						
	kW	4.51	4.50	4.49	5.13	5.12	5.11	5.81	5.81	5.80	6.56	6.55	6.54	7.39	7.38	7.37	8.36	8.36	8.35						
	Amps	17.18	17.15	17.11	19.85	19.83	19.79	22.84	22.82	22.78	26.08	26.06	26.01	29.69	29.67	29.63	33.93	33.91	33.87						
	Lo PR	111	113	116	118	120	123	124	126	128	129	131	134	134	136	138	140	142	145						
Hi PR	293	294	296	339	340	342	387	389	391	439	441	443	496	497	499	556	557	559							
<b>70 1530</b>	MBh	55.15	55.91	57.54	54.66	55.43	57.05	53.24	54.01	55.63	50.79	51.56	53.19	47.80	48.57	50.20	45.07	45.84	47.47						
	S/T	0.62	0.55	0.42	0.63	0.56	0.43	0.65	0.58	0.45	0.67	0.60	0.47	0.69	0.62	0.49	0.74	0.67	0.54						
	ΔT	21	19	15	21	19	15	21	19	15	21	19	15	21	19	15	22	20	16						
	kW	4.55	4.54	4.53	5.16	5.16	5.15	5.85	5.85	5.84	6.60	6.59	6.58	7.43	7.42	7.41	8.40	8.40	8.39						
	Amps	17.35	17.32	17.28	20.02	20.00	19.96	23.01	22.99	22.95	26.25	26.23	26.18	29.86	29.84	29.80	34.10	34.08	34.04						
	Lo PR	113	115	118	120	122	124	126	128	130	131	133	135	136	138	140	142	144	147						
Hi PR	296	297	299	342	343	345	390	392	394	442	444	446	499	500	502	559	560	562							
<b>1760</b>	MBh	56.20	56.97	58.59	55.71	56.48	58.11	54.29	55.06	56.68	51.84	52.61	54.24	48.86	49.62	51.25	46.13	46.90	48.52						
	S/T	0.66	0.59	0.46	0.66	0.59	0.47	0.69	0.62	0.49	0.71	0.63	0.51	0.73	0.66	0.53	1.00	0.70	0.58						
	ΔT	20	18	14	20	18	14	20	18	14	20	18	14	19	17	13	21	19	15						
	kW	4.58	4.58	4.56	5.20	5.19	5.18	5.88	5.88	5.87	6.63	6.62	6.61	7.46	7.45	7.44	8.43	8.43	8.42						
	Amps	17.48	17.46	17.42	20.16	20.14	20.10	23.15	23.13	23.09	26.39	26.37	26.32	30.00	29.98	29.94	34.24	34.22	34.18						
	Lo PR	116	117	120	122	124	127	128	130	133	133	135	138	138	140	143	145	146	149						
Hi PR	298	300	302	345	346	348	393	394	397	445	447	449	502	503	505	562	563	565							

<b>1300</b>	MBh	54.33	55.10	56.73	59.21	53.84	54.61	56.24	58.72	52.42	53.19	54.82	57.30	49.98	50.75	52.37	54.86	46.99	47.76	49.38	51.87	44.26	45.03	46.66	49.14
	S/T	0.67	0.60	0.47	0.34	0.68	0.61	0.48	0.35	0.70	0.63	0.50	0.37	0.72	0.65	0.52	0.39	1.00	0.67	0.54	0.41	1.00	0.72	0.59	0.46
	ΔT	27	25	21	17	27	25	21	17	27	25	21	17	27	25	21	17	27	25	21	17	28	26	22	18
	kW	4.51	4.50	4.49	4.54	5.12	5.12	5.11	5.15	5.81	5.80	5.79	5.84	6.55	6.55	6.54	6.58	7.38	7.38	7.37	7.42	8.36	8.35	8.34	8.39
	Amps	17.16	17.14	17.09	17.30	19.84	19.81	19.77	19.97	22.83	22.80	22.76	22.96	26.06	26.04	25.99	26.20	29.68	29.65	29.61	29.81	33.92	33.90	33.85	34.05
	Lo PR	112	113	116	121	118	120	123	127	124	126	129	133	129	131	134	138	134	136	138	143	140	142	145	149
Hi PR	293	294	296	301	339	340	342	348	388	389	391	396	440	441	443	448	496	497	499	504	556	557	559	564	
<b>75 1530</b>	MBh	55.18	55.95	57.57	60.06	54.69	55.46	57.08	59.57	53.27	54.04	55.66	58.15	50.82	<b>51.59</b>	53.22	55.70	47.83	48.60	50.23	52.71	45.11	45.87	47.50	49.98
	S/T	0.74	0.67	0.55	0.41	0.75	0.68	0.55	0.42	0.77	0.70	0.57	0.44	0.79	<b>0.72</b>	0.59	0.46	1.00	0.74	0.61	0.48	1.00	0.79	0.66	0.53
	ΔT	25	23	20	16	25	23	20	16	26	24	20	16	25	<b>23</b>	19	16	25	23	19	15	26	24	21	17
	kW	4.54	4.54	4.53	4.58	5.16	5.16	5.14	5.19	5.85	5.84	5.83	5.88	6.59	<b>6.59</b>	6.58	6.62	7.42	7.42	7.41	7.46	8.40	8.39	8.38	8.43
	Amps	17.33	17.31	17.26	17.47	20.01	19.99	19.94	20.14	23.00	22.98	22.93	23.13	26.23	<b>26.21</b>	26.16	26.37	29.85	29.83	29.78	29.98	34.09	34.07	34.02	34.23
	Lo PR	113	115	118	122	120	122	125	129	126	128	130	135	131	<b>133</b>	136	140	136	138	140	145	142	144	147	151
Hi PR	296	297	299	304	342	343	345	351	391	392	394	399	443	<b>444</b>	446	451	499	500	502	507	559	560	562	567	
<b>1760</b>	MBh	56.23	57.00	58.62	61.11	55.74	56.51	58.14	60.62	54.32	55.09	56.72	59.20	51.88	52.64	54.27	56.75	48.89	49.66	51.28	53.77	46.16	46.93	48.55	51.04
	S/T	0.78	0.71	0.58	0.45	0.78	0.71	0.59	0.45	0.81	0.74	0.61	0.48	1.00	0.76	0.63	0.49	1.00	0.78	0.65	0.52	1.00	0.82	0.70	0.56
	ΔT	24	22	18	14	24	22	18	14	24	22	19	15	24	22	18	14	24	22	18	14	25	23	19	15
	kW	4.58	4.57	4.56	4.61	5.19	5.19	5.18	5.22	5.88	5.87	5.86	5.91	6.62	6.62	6.61	6.66	7.46	7.45	7.44	7.49	8.43	8.43	8.42	8.46
	Amps	17.47	17.45	17.40	17.60	20.14	20.12	20.08	20.28	23.13	23.11	23.07	23.27	26.37	26.35	26.30	26.51	29.98	29.96	29.92	30.12	34.23	34.20	34.16	34.36
	Lo PR	116	117	120	125	123	124	127	131	128	130	133	137	134	135	138	142	138	140	143	147	145	146	149	154
Hi PR	299	300	302	307	345	346	348	353	393	395	397	402	446	447	449	454	502	503	505	510	562	563	565	570	

IDB = Entering Indoor Dry Bulb Temperature  
 High and low pressures are measured at the liquid and suction service valves.  
 Airflow may vary depending on actual ambient conditions and system operation modes.

Shaded area is ACCA (TVA) conditions  
 kW = Total system power  
 Amps = outdoor unit amps (comp.-fan)

IDB	AIRFLOW	OUTDOOR AMBIENT TEMPERATURE												ENTERING INDOOR WET BULB TEMPERATURE											
		65°F				75°F				85°F				95°F				105°F				115°F			
		59	63	67	71	59	63	67	71	59	63	67	71	59	63	67	71	59	63	67	71	59	63	67	71
<b>1300</b>	MBh	54.61	55.38	57.01	59.49	54.13	54.90	56.52	59.00	52.71	53.47	55.10	57.58	50.26	51.03	52.65	55.14	47.27	48.04	49.67	52.15	44.54	45.31	46.94	49.42
	S/T	0.79	0.72	0.59	0.46	0.80	0.72	0.60	0.46	1.00	0.75	0.62	0.49	1.00	0.77	0.64	0.51	1.00	0.79	0.66	0.53	1.00	0.83	0.71	0.57
	ΔT	32	29	26	22	31	29	26	22	32	30	26	22	31	29	26	22	31	29	25	21	32	30	27	23
	kW	4.51	4.50	4.49	4.54	5.12	5.12	5.11	5.16	5.81	5.81	5.80	5.84	6.56	6.55	6.54	6.59	7.39	7.38	7.37	7.42	8.36	8.36	8.35	8.39
	Amps	17.17	17.15	17.10	17.31	19.85	19.83	19.78	19.99	22.84	22.82	22.77	22.98	26.07	26.05	26.01	26.21	29.69	29.67	29.62	29.83	33.93	33.91	33.86	34.07
<b>80</b>	Lo PR	112	113	116	121	119	120	123	128	125	126	129	134	130	131	134	139	135	136	139	144	141	142	145	150
	Hi PR	293	295	297	302	340	341	343	348	388	389	391	397	440	442	444	449	496	498	500	505	557	558	560	565
	MBh	55.46	56.23	57.85	60.34	54.97	55.74	57.37	59.85	53.55	54.32	55.95	58.43	51.10	51.87	<b>53.50</b>	55.98	48.12	48.89	50.51	52.99	45.39	46.16	47.78	50.27
	S/T	0.86	0.79	0.66	0.53	0.87	0.80	0.67	0.53	1.00	0.82	0.69	0.56	1.00	0.84	<b>0.71</b>	0.58	1.00	0.86	0.73	0.60	1.00	0.91	0.78	0.65
	ΔT	30	28	24	20	30	28	24	20	30	28	24	20	30	28	<b>24</b>	20	30	28	24	20	31	29	25	21
<b>1760</b>	kW	4.55	4.54	4.53	4.58	5.16	5.16	5.15	5.20	5.85	5.85	5.84	5.88	6.60	6.59	<b>7</b>	6.63	7.43	7.42	7.41	7.46	8.40	8.40	8.39	8.43
	Amps	17.34	17.32	17.28	17.48	20.02	20.00	19.95	20.16	23.01	22.99	22.94	23.15	26.25	26.22	<b>26</b>	26.38	29.86	29.84	29.79	30.00	34.10	34.08	34.03	34.24
	Lo PR	114	115	118	123	121	122	125	130	127	128	131	136	132	133	<b>136</b>	141	137	138	141	146	143	144	147	152
	Hi PR	296	298	300	305	343	344	346	351	391	392	394	400	443	445	<b>447</b>	452	500	501	503	508	560	561	563	568
	MBh	56.51	57.28	58.91	61.39	56.02	56.79	58.42	60.90	54.60	55.37	57.00	59.48	52.16	52.93	54.55	57.04	49.17	49.94	51.56	54.05	46.44	47.21	48.84	51.32
<b>1760</b>	S/T	0.90	0.83	0.70	0.56	1.00	0.83	0.70	0.57	1.00	0.85	0.73	0.59	1.00	0.87	0.75	0.61	1.00	0.89	0.77	0.63	1.00	1.00	0.81	0.68
	ΔT	29	27	23	19	29	27	23	19	29	27	23	19	29	27	23	19	28	26	23	19	30	28	24	20
	kW	4.58	4.57	4.56	4.61	5.20	5.19	5.18	5.23	5.88	5.88	5.87	5.91	6.63	6.62	6.61	6.66	7.46	7.45	7.44	7.49	8.43	8.43	8.42	8.47
	Amps	17.48	17.46	17.41	17.62	20.16	20.14	20.09	20.30	23.15	23.13	23.08	23.29	26.38	26.36	26.32	26.52	30.00	29.98	29.93	30.14	34.24	34.22	34.17	34.38
	Lo PR	116	118	120	125	123	124	127	132	129	130	133	138	134	135	138	143	139	140	143	148	145	147	149	154
Hi PR	299	301	303	308	346	347	349	354	394	395	397	402	446	447	450	455	502	504	506	511	562	564	566	571	

<b>1300</b>	MBh	55.53	56.30	57.93	60.41	55.04	55.81	57.44	59.92	53.62	54.39	56.02	58.50	51.18	51.95	53.57	56.06	48.19	48.96	50.58	53.07	45.46	46.23	47.85	50.34
	S/T	1.00	0.81	0.69	0.55	1.00	0.82	0.69	0.56	1.00	0.84	0.72	0.58	1.00	0.86	0.73	0.60	1.00	1.00	0.75	0.62	1.00	1.00	0.80	0.67
	ΔT	36	33	30	26	35	33	30	26	36	34	30	26	35	33	30	26	35	33	29	25	36	34	31	27
	kW	4.52	4.52	4.50	4.55	5.14	5.13	5.12	5.17	5.82	5.82	5.81	5.86	6.57	6.56	6.55	6.60	7.40	7.39	7.38	7.43	8.37	8.37	8.36	8.41
	Amps	17.22	17.20	17.16	17.36	19.90	19.88	19.83	20.04	22.89	22.87	22.82	23.03	26.13	26.11	26.06	26.26	29.74	29.72	29.67	29.88	33.98	33.96	33.92	34.12
<b>85 1530</b>	Lo PR	114	115	118	123	120	122	125	129	126	128	131	135	131	133	136	140	136	138	141	145	143	144	147	152
	Hi PR	295	296	298	303	341	342	344	349	389	391	393	398	442	443	445	450	498	499	501	506	558	559	561	566
	MBh	56.38	57.14	58.77	61.25	55.89	56.66	58.28	60.77	54.47	55.24	56.86	59.35	52.02	52.79	54.42	56.90	49.03	49.80	51.43	53.91	46.31	47.07	48.70	51.18
	S/T	1.00	0.88	0.76	0.62	1.00	0.89	0.76	0.63	1.00	0.91	0.79	0.65	1.00	0.93	0.80	0.67	1.00	1.00	0.83	0.69	1.00	1.00	0.87	0.74
	ΔT	34	32	28	24	34	32	28	24	34	32	28	24	34	32	28	24	34	32	28	24	35	33	29	25
<b>1760</b>	kW	4.56	4.55	4.54	4.59	5.18	5.17	5.16	5.21	5.86	5.86	5.85	5.89	6.61	6.60	6.59	6.64	7.44	7.43	7.42	7.47	8.41	8.41	8.40	8.45
	Amps	17.39	17.37	17.33	17.53	20.07	20.05	20.01	20.21	23.06	23.04	22.99	23.20	26.30	26.28	26.23	26.44	29.91	29.89	29.84	30.05	34.15	34.13	34.09	34.29
	Lo PR	116	117	120	125	122	124	127	131	128	130	133	137	133	135	138	142	138	140	143	147	145	146	149	154
	Hi PR	298	299	301	306	344	345	347	352	392	394	396	401	445	446	448	453	501	502	504	509	561	562	564	569
	MBh	57.43	58.20	59.82	62.31	56.94	57.71	59.34	61.82	55.52	56.29	57.92	60.40	53.07	53.84	55.47	57.95	50.09	50.86	52.48	54.96	47.36	48.13	49.75	52.24
<b>1760</b>	S/T	1.00	0.92	0.79	0.66	1.00	0.93	0.80	0.67	1.00	0.95	0.82	0.69	1.00	1.00	0.84	0.71	1.00	1.00	0.86	0.73	1.00	1.00	0.91	0.78
	ΔT	33	31	27	23	33	31	27	23	33	31	27	23	33	31	27	23	32	30	27	23	34	32	28	24
	kW	4.59	4.59	4.58	4.62	5.21	5.20	5.19	5.24	5.89	5.89	5.88	5.93	6.64	6.63	6.62	6.67	7.47	7.47	7.45	7.50	8.45	8.44	8.43	8.48
	Amps	17.53	17.51	17.47	17.67	20.21	20.19	20.14	20.35	23.20	23.18	23.13	23.34	26.44	26.41	26.37	26.57	30.05	30.03	29.98	30.19	34.29	34.27	34.22	34.43
	Lo PR	118	119	122	127	125	126	129	134	131	132	135	140	136	137	140	145	141	142	145	150	147	148	151	156
Hi PR	301	302	304	309	347	348	350	355	395	397	399	404	448	449	451	456	504	505	507	512	564	565	567	572	

IDB = Entering Indoor Dry Bulb Temperature  
 High and low pressures are measured at the liquid and suction service valves.  
 Airflow may vary depending on actual ambient conditions and system operation modes.  
 Shaded area is AHRI conditions.  
 kW = Total system power  
 Amps = outdoor unit amps (comp.-fan)

DX17VSS181AA / CA*EA1818*4A* + DM96VC0803BNA* DESIGN SUBCOOLING @ AHRI 95 °F CONDITIONS, 9-11 °F - 100 % DEMAND				
OUTDOOR TEMP. °F	TOTAL BTU/H	SENSIBLE BTU/H	LATENT BTU/H	TOTAL WATTS
75°	18,336	13,883	4,453	1,092
80°	18,109	13,948	4,161	1,164
85°	17,881	14,013	3,868	1,235
90°	17,491	13,883	3,608	1,312
95°	17,100	13,753	3,347	1,390
100°	16,622	13,558	3,064	1,476
105°	16,145	13,363	2,782	1,562
110°	15,709	13,418	2,291	1,663
115°	15,273	13,473	1,799	1,765
TVA Conditions @ 95° OD DB, 75° ID, 63° ID WB				
95°	16,490	13,440	3,050	1,391

DX17VSS181AA / CA*EA1818*4A* + DM96VC0803BNA* DESIGN SUBCOOLING @ AHRI 95 °F CONDITIONS, 9-11 °F - 70 % DEMAND				
OUTDOOR TEMP. °F	TOTAL BTU/H	SENSIBLE BTU/H	LATENT BTU/H	TOTAL WATTS
75°	13,183	10,251	2,932	687
80°	13,020	10,299	2,721	732
85°	12,857	10,347	2,509	777
90°	12,576	10,251	2,324	825
95°	12,295	10,155	2,139	874
100°	11,951	10,011	1,940	928
105°	11,608	9,867	1,741	983
110°	11,295	9,908	1,387	1,046
115°	10,981	9,949	1,032	1,110
TVA Conditions @ 95° OD DB, 75° ID, 63° ID WB				
95°	11,856	9,924	1,932	875

DX17VSS241AA / CA*EA1818*4A* + DM96VC0803BNA* DESIGN SUBCOOLING @ AHRI 95 °F CONDITIONS, 11-13 °F - 100 % DEMAND				
OUTDOOR TEMP. °F	TOTAL BTU/H	SENSIBLE BTU/H	LATENT BTU/H	TOTAL WATTS
75°	24,448	18,395	6,053	1,583
80°	24,145	18,481	5,663	1,688
85°	23,842	18,568	5,274	1,792
90°	23,321	18,396	4,925	1,905
95°	22,800	18,223	4,576	2,018
100°	22,163	17,965	4,198	2,144
105°	21,526	17,706	3,820	2,270
110°	20,945	17,779	3,166	2,418
115°	20,364	17,853	2,511	2,566
TVA Conditions @ 95° OD DB, 75° ID, 63° ID WB				
95°	21,987	17,809	4,178	2,020

DX17VSS241AA / CA*EA1818*4A* + DM96VC0803BNA* DESIGN SUBCOOLING @ AHRI 95 °F CONDITIONS, 11-13 °F - 70 % DEMAND				
OUTDOOR TEMP. °F	TOTAL BTU/H	SENSIBLE BTU/H	LATENT BTU/H	TOTAL WATTS
75°	17,578	13,583	3,995	996
80°	17,360	13,647	3,713	1,062
85°	17,142	13,711	3,432	1,127
90°	16,768	13,584	3,184	1,198
95°	16,393	13,456	2,937	1,269
100°	15,935	13,265	2,670	1,349
105°	15,477	13,074	2,403	1,428
110°	15,059	13,129	1,931	1,521
115°	14,641	13,183	1,459	1,614
TVA Conditions @ 95° OD DB, 75° ID, 63° ID WB				
95°	15,808	13,150	2,658	1,271

DX17VSS301AA / CA*EA2422*4A* + DM96VC0803BNA* DESIGN SUBCOOLING @ AHRI 95 °F CONDITIONS, 9-11 °F - 100 % DEMAND				
OUTDOOR TEMP. °F	TOTAL BTU/H	SENSIBLE BTU/H	LATENT BTU/H	TOTAL WATTS
75°	30,452	23,200	7,253	2,105
80°	30,075	23,309	6,766	2,237
85°	29,698	23,418	6,280	2,369
90°	29,049	23,201	5,848	2,512
95°	28,400	22,983	5,416	2,654
100°	27,607	22,657	4,949	2,814
105°	26,813	22,331	4,482	2,973
110°	26,089	22,423	3,666	3,160
115°	25,365	22,516	2,849	3,347
<b>TVA Conditions @ 95° OD DB, 75° ID, 63° ID WB</b>				
95°	27,387	22,460	4,927	2,657

DX17VSS301AA / CA*EA2422*4A* + DM96VC0803BNA* DESIGN SUBCOOLING @ AHRI 95 °F CONDITIONS, 9-11 °F - 70 % DEMAND				
OUTDOOR TEMP. °F	TOTAL BTU/H	SENSIBLE BTU/H	LATENT BTU/H	TOTAL WATTS
75°	21,895	17,131	4,764	1,324
80°	21,624	17,212	4,412	1,407
85°	21,353	17,292	4,061	1,490
90°	20,886	17,132	3,754	1,580
95°	20,419	16,971	3,448	1,670
100°	19,849	16,730	3,119	1,770
105°	19,279	16,490	2,789	1,870
110°	18,758	16,558	2,200	1,988
115°	18,238	16,626	1,612	2,106
<b>TVA Conditions @ 95° OD DB, 75° ID, 63° ID WB</b>				
95°	19,691	16,585	3,106	1,671

DX17VSS361AA / CA*EA3026*4A* + D*96VC1005CNA* DESIGN SUBCOOLING @ AHRI 95 °F CONDITIONS, 9-11 °F - 100 % DEMAND				
OUTDOOR TEMP. °F	TOTAL BTU/H	SENSIBLE BTU/H	LATENT BTU/H	TOTAL WATTS
75°	36,672	28,180	8,492	2,889
80°	36,217	28,312	7,905	3,078
85°	35,763	28,445	7,318	3,267
90°	34,981	28,181	6,801	3,472
95°	34,200	27,917	6,283	3,677
100°	33,245	27,521	5,724	3,905
105°	32,289	27,124	5,165	4,134
110°	29,172	26,384	2,788	4,094
115°	26,055	25,643	411	4,054
<b>TVA Conditions @ 95° OD DB, 75° ID, 63° ID WB</b>				
95°	32,980	27,281	5,699	3,681

DX17VSS361AA / CA*EA3026*4A* + D*96VC1005CNA* DESIGN SUBCOOLING @ AHRI 95 °F CONDITIONS, 9-11 °F - 70 % DEMAND				
OUTDOOR TEMP. °F	TOTAL BTU/H	SENSIBLE BTU/H	LATENT BTU/H	TOTAL WATTS
75°	26,367	20,808	5,559	1,817
80°	26,040	20,906	5,134	1,936
85°	25,714	21,004	4,710	2,055
90°	25,152	20,809	4,343	2,184
95°	24,590	20,614	3,976	2,313
100°	23,903	20,322	3,581	2,456
105°	23,216	20,029	3,187	2,600
110°	22,589	20,112	2,477	2,769
115°	21,962	20,195	1,768	2,937
<b>TVA Conditions @ 95° OD DB, 75° ID, 63° ID WB</b>				
95°	23,713	20,145	3,568	2,315

PERFORMANCE DATA FOR STANDARD OPERATING MODE (CONT.)

DX17VSS421AA / CA*E4860*4A* + D*96VC1005CNA* DESIGN SUBCOOLING @ AHRI 95 °F CONDITIONS, 7-9 °F - 100 % DEMAND				
OUTDOOR TEMP. °F	TOTAL BTU/H	SENSIBLE BTU/H	LATENT BTU/H	TOTAL WATTS
75°	42,891	30,656	12,234	3,497
80°	42,359	30,800	11,559	3,724
85°	41,828	30,945	10,883	3,952
90°	40,914	30,657	10,256	4,198
<b>95°</b>	<b>40,000</b>	<b>30,370</b>	<b>9,629</b>	<b>4,444</b>
100°	38,883	29,939	8,943	4,719
105°	37,765	29,508	8,257	4,994
110°	33,954	29,826	4,128	4,922
115°	30,143	30,143	0	4,851
TVA CONDITIONS @ 95° OD DB, 75° ID, 63° ID WB				
95°	38,573	29,679	8,894	4,449

DX17VSS421AA / CA*E4860*4A* + D*96VC1005CNA* DESIGN SUBCOOLING @ AHRI 95 °F CONDITIONS, 7-9 °F - 70 % DEMAND				
OUTDOOR TEMP. °F	TOTAL BTU/H	SENSIBLE BTU/H	LATENT BTU/H	TOTAL WATTS
75°	30,838	22,637	8,201	2,199
80°	30,456	22,743	7,713	2,343
85°	30,074	22,850	7,224	2,486
90°	29,417	22,638	6,779	2,640
<b>95°</b>	<b>28,760</b>	<b>22,426</b>	<b>6,334</b>	<b>2,795</b>
100°	27,957	22,108	5,849	2,968
105°	27,153	21,789	5,364	3,141
110°	26,420	21,879	4,541	3,344
115°	25,687	21,969	3,717	3,547
TVA CONDITIONS @ 95° OD DB, 75° ID, 63° ID WB				
95°	27,734	21,916	5,819	2,798

DX17VSS481AA / CA*E4860*4A* + D*96VC1005CNA* DESIGN SUBCOOLING @ AHRI 95 °F CONDITIONS, 8-10 °F - 100 % DEMAND				
OUTDOOR TEMP. °F	TOTAL BTU/H	SENSIBLE BTU/H	LATENT BTU/H	TOTAL WATTS
75°	48,788	33,355	15,433	4,291
80°	48,184	33,512	14,672	4,577
85°	47,579	33,669	13,910	4,863
90°	46,540	33,357	13,183	5,173
<b>95°</b>	<b>45,500</b>	<b>33,044</b>	<b>12,456</b>	<b>5,482</b>
100°	43,483	32,572	10,910	5,732
105°	41,465	32,101	9,365	5,982
110°	35,890	31,207	4,682	5,678
115°	30,314	30,314	0	5,374
TVA CONDITIONS @ 95° OD DB, 75° ID, 63° ID WB				
95°	43,877	32,292	11,585	5,488

DX17VSS481AA / CA*E4860*4A* + D*96VC1005CNA* DESIGN SUBCOOLING @ AHRI 95 °F CONDITIONS, 8-10 °F - 70 % DEMAND				
OUTDOOR TEMP. °F	TOTAL BTU/H	SENSIBLE BTU/H	LATENT BTU/H	TOTAL WATTS
75°	35,079	24,630	10,449	2,699
80°	34,644	24,746	9,898	2,879
85°	34,210	24,862	9,348	3,059
90°	33,462	24,631	8,831	3,254
<b>95°</b>	<b>32,714</b>	<b>24,400</b>	<b>8,314</b>	<b>3,448</b>
100°	31,801	24,054	7,747	3,666
105°	30,887	23,708	7,179	3,883
110°	30,053	23,806	6,247	4,139
115°	29,219	23,904	5,315	4,394
TVA CONDITIONS @ 95° OD DB, 75° ID, 63° ID WB				
95°	31,548	23,845	7,703	3,452

DX17VSS601AA / CA*E4961*4A* + D*96VC1205DNA* DESIGN SUBCOOLING @ AHRI 95 °F CONDITIONS, 7-9 °F - 100 % DEMAND				
OUTDOOR TEMP. °F	TOTAL BTU/H	SENSIBLE BTU/H	LATENT BTU/H	TOTAL WATTS
75°	57,902	39,587	18,316	5,085
80°	57,185	39,773	17,412	5,426
85°	56,468	39,959	16,509	5,767
90°	55,234	39,588	15,646	6,137
<b>95°</b>	<b>54,000</b>	<b>39,217</b>	<b>14,782</b>	<b>6,506</b>
100°	51,540	38,733	12,807	6,796
105°	49,080	38,248	10,832	7,085
110°	43,097	37,681	5,416	6,820
115°	37,113	37,113	0	6,555
TVA CONDITIONS @ 95° OD DB, 75° ID, 63° ID WB				
95°	52,074	38,325	13,749	6,513

DX17VSS601AA / CA*E4961*4A* + D*96VC1205DNA* DESIGN SUBCOOLING @ AHRI 95 °F CONDITIONS, 7-9 °F - 70 % DEMAND				
OUTDOOR TEMP. °F	TOTAL BTU/H	SENSIBLE BTU/H	LATENT BTU/H	TOTAL WATTS
75°	41,632	29,231	12,401	3,198
80°	41,116	29,369	11,747	3,413
85°	40,600	29,506	11,094	3,628
90°	39,713	29,232	10,481	3,860
<b>95°</b>	<b>38,826</b>	<b>28,959</b>	<b>9,867</b>	<b>4,092</b>
100°	37,741	28,548	9,194	4,352
105°	36,657	28,137	8,520	4,612
110°	35,667	28,253	7,414	4,916
115°	34,677	28,369	6,308	5,221
TVA CONDITIONS @ 95° OD DB, 75° ID, 63° ID WB				
95°	37,441	28,300	9,141	4,097



DX17VSS181AA / CA*EA1818*4A* + DM96VC0803BNA DESIGN SUBCOOLING @ AHRI 95 °F CONDITIONS, 9-11 °F - BOOST MODE				
OUTDOOR TEMP. °F	TOTAL BTU/H	SENSIBLE BTU/H	LATENT BTU/H	TOTAL WATTS
75°	19,301	14,158	5,143	1,140
80°	19,062	14,225	4,837	1,215
85°	18,823	14,291	4,531	1,290
90°	18,411	14,159	4,252	1,372
<b>95°</b>	<b>18,000</b>	<b>14,026</b>	<b>3,974</b>	<b>1,453</b>
100°	17,497	13,827	3,670	1,544
105°	16,994	13,628	3,366	1,635
110°	16,535	13,684	2,851	1,742
115°	16,076	13,741	2,336	1,848
TVA CONDITIONS @ 95° OD DB, 75° ID, 63° ID WB				
95°	17,358	13,707	3,651	1,455

DX17VSS241AA / CA*EA1818*4A* + DM96VC0803BNA* DESIGN SUBCOOLING @ AHRI 95 °F CONDITIONS, 11-13 °F - BOOST MODE				
OUTDOOR TEMP. °F	TOTAL BTU/H	SENSIBLE BTU/H	LATENT BTU/H	TOTAL WATTS
75°	25,734	18,854	6,880	1,653
80°	25,416	18,943	6,473	1,763
85°	25,097	19,031	6,065	1,873
90°	24,548	18,855	5,694	1,992
<b>95°</b>	<b>24,000</b>	<b>18,678</b>	<b>5,322</b>	<b>2,111</b>
100°	23,330	18,413	4,916	2,244
105°	22,659	18,148	4,511	2,376
110°	22,047	18,223	3,824	2,532
115°	21,435	18,298	3,137	2,688
TVA CONDITIONS @ 95° OD DB, 75° ID, 63° ID WB				
95°	23,144	18,253	4,891	2,113

DX17VSS301AA / CA*EA2422*4A* + DM96VC0803BNA* DESIGN SUBCOOLING @ AHRI 95 °F CONDITIONS, 9-11 °F - BOOST MODE				
OUTDOOR TEMP. °F	TOTAL BTU/H	SENSIBLE BTU/H	LATENT BTU/H	TOTAL WATTS
75°	32,168	23,863	8,306	2,200
80°	31,770	23,975	7,795	2,339
85°	31,371	24,087	7,284	2,479
90°	30,685	23,863	6,822	2,629
<b>95°</b>	<b>30,000</b>	<b>23,640</b>	<b>6,360</b>	<b>2,780</b>
100°	29,162	23,304	5,857	2,949
105°	28,324	22,969	5,355	3,117
110°	27,559	23,064	4,495	3,315
115°	26,794	23,159	3,635	3,512
TVA CONDITIONS @ 95° OD DB, 75° ID, 63° ID WB				
95°	28,930	23,102	5,828	2,783

DX17VSS361AA / CA*EA3026*4A* + D*96VC1005CNA* DESIGN SUBCOOLING @ AHRI 95 °F CONDITIONS, 9-11 °F - BOOST MODE				
OUTDOOR TEMP. °F	TOTAL BTU/H	SENSIBLE BTU/H	LATENT BTU/H	TOTAL WATTS
75°	38,602	28,883	9,719	3,016
80°	38,123	29,019	9,105	3,215
85°	37,645	29,154	8,491	3,414
90°	36,823	28,884	7,939	3,630
<b>95°</b>	<b>36,000</b>	<b>28,613</b>	<b>7,386</b>	<b>3,845</b>
100°	34,994	28,207	6,787	4,086
105°	33,989	27,801	6,187	4,326
110°	30,022	26,722	3,299	4,190
115°	26,055	25,643	411	4,054
TVA CONDITIONS @ 95° OD DB, 75° ID, 63° ID WB				
95°	34,716	27,962	6,754	3,849

PERFORMANCE DATA FOR FIELD-SELECTABLE BOOST MODE (CONT.)

DX17VSS421AA / CA*E4860*4A* + D*96VC1005CNA* DESIGN SUBCOOLING @ AHRI 95 °F CONDITIONS, 7-9 °F - BOOST MODE				
OUTDOOR TEMP. °F	TOTAL BTU/H	SENSIBLE BTU/H	LATENT BTU/H	TOTAL WATTS
75°	45,035	31,343	13,692	3,642
80°	44,477	31,490	12,987	3,881
85°	43,919	31,638	12,282	4,119
90°	42,960	31,344	11,616	4,378
<b>95°</b>	<b>42,000</b>	<b>31,050</b>	<b>10,949</b>	<b>4,636</b>
100°	40,827	30,610	10,217	4,925
105°	39,654	30,169	9,484	5,214
110°	34,899	30,156	4,742	5,032
115°	30,143	30,143	0	4,851
TVA CONDITIONS @ 95° OD DB, 75° ID, 63° ID WB				
<b>95°</b>	<b>40,502</b>	<b>30,344</b>	<b>10,158</b>	<b>4,641</b>

DX17VSS481AA / CA*E4860*4A* + D*96VC1005CNA* DESIGN SUBCOOLING @ AHRI 95 °F CONDITIONS, 8-10 °F - BOOST MODE				
OUTDOOR TEMP. °F	TOTAL BTU/H	SENSIBLE BTU/H	LATENT BTU/H	TOTAL WATTS
75°	51,469	34,263	17,206	4,492
80°	50,831	34,424	16,407	4,793
85°	50,194	34,585	15,608	5,095
90°	49,097	34,264	14,832	5,422
<b>95°</b>	<b>48,000</b>	<b>33,943</b>	<b>14,056</b>	<b>5,748</b>
100°	44,733	33,022	11,711	5,865
105°	41,465	32,101	9,365	5,982
110°	35,890	31,207	4,682	5,678
115°	30,314	30,314	0	5,374
TVA CONDITIONS @ 95° OD DB, 75° ID, 63° ID WB				
<b>95°</b>	<b>46,288</b>	<b>33,171</b>	<b>13,117</b>	<b>5,755</b>

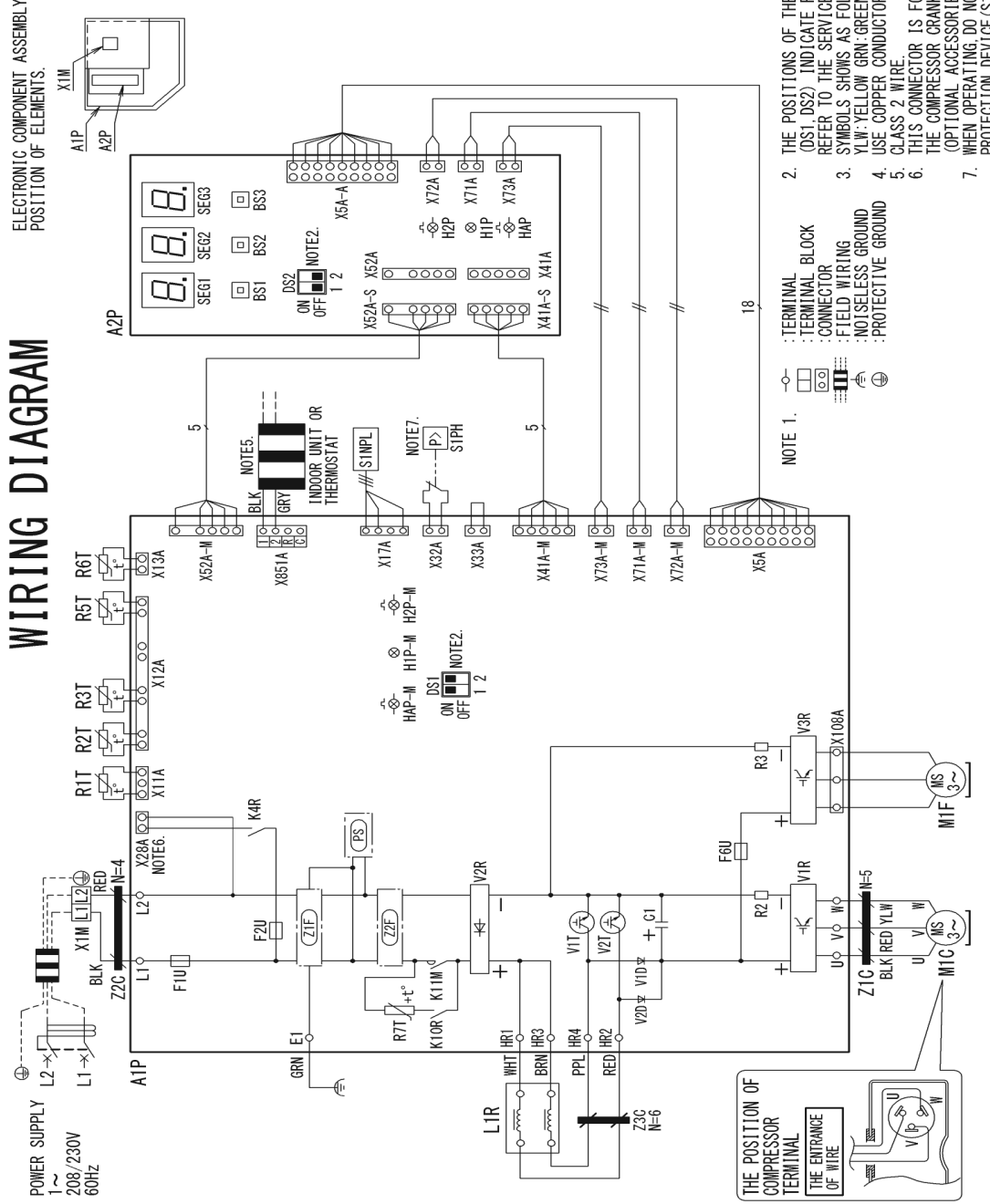
DX17VSS601AA / CA*E4961*4A* + D*96VC1205DNA* DESIGN SUBCOOLING @ AHRI 95 °F CONDITIONS, 7-9 °F - BOOST MODE				
OUTDOOR TEMP. °F	TOTAL BTU/H	SENSIBLE BTU/H	LATENT BTU/H	TOTAL WATTS
75°	61,119	40,687	20,432	5,327
80°	60,362	40,879	19,484	5,687
85°	59,605	41,070	18,535	6,047
90°	58,302	40,689	17,614	6,437
<b>95°</b>	<b>57,000</b>	<b>40,308</b>	<b>16,692</b>	<b>6,827</b>
100°	53,040	39,278	13,762	6,956
105°	49,080	38,248	10,832	7,085
110°	43,097	37,681	5,416	6,820
115°	37,113	37,113	0	6,555
TVA CONDITIONS @ 95° OD DB, 75° ID, 63° ID WB				
<b>95°</b>	<b>54,967</b>	<b>39,391</b>	<b>15,576</b>	<b>6,835</b>

TONNAGE	SPEED	TOTAL UNIT SOUND RATING (dBA)	OCTAVE BAND SPECTRUM FREQUENCY (Hz) ANALYSIS (dB)						
			125	250	500	1000	2000	4000	8000
1.5-ton	Minimum	55	41.9	46.4	50.3	49.9	41.0	37.3	45.4
	Intermediate	58	44.1	46.4	50.7	55.6	42.8	39.5	47.1
	Maximum	66	51.6	60.5	61.2	59.4	55.1	48.2	50.8
2-ton	Minimum	55	41.9	46.4	50.3	49.9	41.0	37.3	45.4
	Intermediate	59	52.4	48.4	54.3	52.5	46.0	41.6	46.5
	Maximum	67	57.1	60.2	62.3	60.7	55.9	50.5	47.2
2.5-ton	Minimum	57	46.4	48.8	53.3	50.9	45.8	37.3	26.4
	Intermediate	60	54.7	52.3	55.1	51.3	47.1	43.9	33.4
	Maximum	68	56.4	60.0	62.9	63.1	58.2	53.3	44.7
3-ton	Minimum	57	46.4	48.8	53.3	50.9	45.8	37.3	26.4
	Intermediate	60	54.7	52.9	54.6	51.3	48.0	43.6	33.9
	Maximum	68	55.8	60.7	62.8	62.6	58.6	53.8	44.4
3.5-ton	Minimum	61	49.2	52.7	54.3	54.4	55.5	49.3	38.4
	Intermediate	65	51.0	56.1	59.6	60.1	56.6	53.7	42.0
	Maximum	72	58.1	64.4	65.0	67.8	63.4	60.5	47.9
4-ton	Minimum	61	49.2	52.7	54.3	54.4	55.5	49.3	38.4
	Intermediate	65	51.8	55.3	59.4	60.2	56.7	54.4	41.8
	Maximum	72	57.3	62.8	65.1	68.0	64.5	60.0	48.6
5-ton	Minimum	61	50.7	55.7	54.7	55.4	49.5	44.2	39.4
	Intermediate	66	53.6	61.6	59.4	59.8	55.4	49.7	44.4
	Maximum	74	61.7	66.1	66.9	69.7	66.0	60.0	53.4

***ALL AHRI SYSTEM RATINGS ARE ACCESSIBLE IN THE UNITARY MATCHUP TOOL VIA  
DAIKIN CITY OR IN THE DAIKIN SYSTEM CONFIGURATOR TOOL VIA PARTNERLINK.***

# WIRING DIAGRAM

A1P	PRINTED CIRCUIT BOARD
A2P	PRINTED CIRCUIT BOARD (SERVICE)
BS1~BS3	PUSH BUTTON SWITCH (A2P)
C1	CAPACITOR
DS1, DS2	DIP SWITCH
F1U	FUSE
F2U	FUSE
F6U	FUSE
H1P, H1P-M	PILOT LAMP (SERVICE MONITOR-RED)
H2P, H2P-M	FLASHING LAMP (SERVICE MONITOR-GREEN)
K11M	MAGNETIC CONTACTOR
K4R, K10R	MAGNETIC RELAY
L1R	POWER CONDITIONER
M1C	MOTOR (COMPRESSOR)
M1F	MOTOR (FAN)
PS	SWITCHING POWER SUPPLY
R2, R3	RESISTOR
R1T	THERMISTOR (AMBIENT)
R2T	THERMISTOR (DISCHARGE)
R3T	THERMISTOR (LIQUID)
R5T	THERMISTOR (COIL CIRCUIT)
R6T	THERMISTOR (SUCTION)
R7T	PTC THERMISTOR
SEG1~SEG3	7-SEGMENT DISPLAY (A2P)
SNPL	PRESSURE SENSOR (LOW)
S1PH	PRESSURE SWITCH (HIGH)
V1D, V2D	DIODE
V1T, V2T	IGBT
V1R, V3R	IGBT POWER MODULE
V2R	DIODE BRIDGE
X1M	RAM MONITOR
X41A	RAM MONITOR
X52A	CONNECTOR (SHARE DATA)
Z1C~Z3C	FERRITE CORE
Z1F, Z2F	NOISE FILTER



DX17VSS181 • 241 • 301 • 361AA

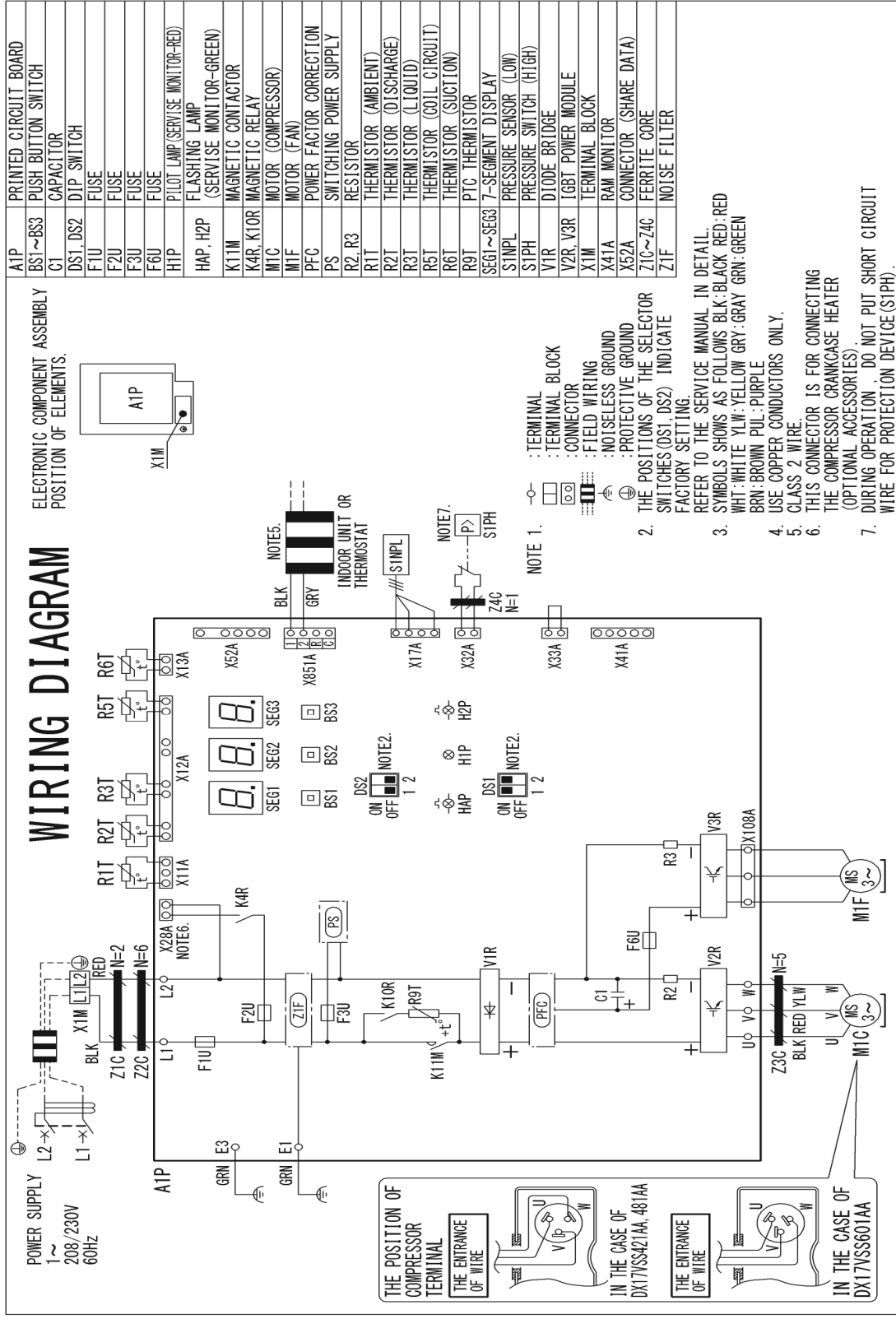
3D111899-1F

**WARNING**

High Voltage: Disconnect all power before servicing or installing this unit. Multiple power sources may be present. Failure to do so may cause property damage, personal injury, or death.

Wiring is subject to change. Always refer to the wiring diagram on the unit for the most up-to-date wiring.

# WIRING DIAGRAM



DX17VSS421 • 481 • 601AA

3D115775-1

**WARNING**

**High Voltage:** Disconnect all power before servicing or installing this unit. Multiple power sources may be present. Failure to do so may cause property damage, personal injury, or death.

Wiring is subject to change. Always refer to the wiring diagram on the unit for the most up-to-date wiring.

	8	7	6	5	4	3	2	1																																			
E							<table border="1" style="width: 100%; border-collapse: collapse;"> <tr> <th>ECH</th> <th>REV</th> <th>ZONE</th> <th>DESCRIPTION</th> <th>CHK</th> <th>DR</th> <th>DATE</th> </tr> <tr> <td>XXXXXX</td> <td>A</td> <td>XXXXX</td> <td>INITIAL RELEASE</td> <td>-</td> <td></td> <td></td> </tr> </table>		ECH	REV	ZONE	DESCRIPTION	CHK	DR	DATE	XXXXXX	A	XXXXX	INITIAL RELEASE	-																							
ECH							REV	ZONE	DESCRIPTION	CHK	DR	DATE																															
XXXXXX	A	XXXXX	INITIAL RELEASE	-																																							
D							<table border="1" style="width: 100%; border-collapse: collapse;"> <thead> <tr> <th rowspan="2">MODEL</th> <th colspan="3">DIMENSIONS</th> </tr> <tr> <th>W"</th> <th>D"</th> <th>H"</th> </tr> </thead> <tbody> <tr> <td>DX17VSS181AA</td> <td>36%</td> <td>13%</td> <td>27%</td> </tr> <tr> <td>DX17VSS241AA</td> <td>36%</td> <td>13%</td> <td>27%</td> </tr> <tr> <td>DX17VSS301AA</td> <td>36%</td> <td>13%</td> <td>27%</td> </tr> <tr> <td>DX17VSS361AA</td> <td>36%</td> <td>13%</td> <td>27%</td> </tr> <tr> <td>DX17VSS421AA</td> <td>37</td> <td>12%</td> <td>39</td> </tr> <tr> <td>DX17VSS481AA</td> <td>37</td> <td>12%</td> <td>39</td> </tr> <tr> <td>DX17VSS601AA</td> <td>37</td> <td>12%</td> <td>39</td> </tr> </tbody> </table>		MODEL	DIMENSIONS			W"	D"	H"	DX17VSS181AA	36%	13%	27%	DX17VSS241AA	36%	13%	27%	DX17VSS301AA	36%	13%	27%	DX17VSS361AA	36%	13%	27%	DX17VSS421AA	37	12%	39	DX17VSS481AA	37	12%	39	DX17VSS601AA	37	12%	39
MODEL	DIMENSIONS																																										
	W"	D"	H"																																								
DX17VSS181AA	36%	13%	27%																																								
DX17VSS241AA	36%	13%	27%																																								
DX17VSS301AA	36%	13%	27%																																								
DX17VSS361AA	36%	13%	27%																																								
DX17VSS421AA	37	12%	39																																								
DX17VSS481AA	37	12%	39																																								
DX17VSS601AA	37	12%	39																																								
C																																											
B																																											
A							<table border="1" style="width: 100%; border-collapse: collapse;"> <tr> <td colspan="2" style="text-align: center;">Daikin Manufacturing Company LLC</td> </tr> <tr> <td style="font-size: small;">DRAWING TO BE INTERPRETED IN ACCORDANCE WITH ASHRAE 154-2000 DIMENSIONS ARE IN INCHES UNLESS OTHERWISE NOTED</td> <td style="text-align: center; font-size: large;">DX17VSS</td> </tr> <tr> <td style="font-size: x-small;">                 TOLERANCES: FRACTIONS: 1/16" ± 0.005" DECIMALS: 0.005" ± 0.005" HOLE DIA ± 0.005" THICKNESS ± 0.005"             </td> <td style="font-size: x-small;">                 OWN BY: CL      ENG:      DO NOT SCALE DRAWING                  CHK BY:      DATE:      SHEET 1 OF 1      REV: A             </td> </tr> </table>		Daikin Manufacturing Company LLC		DRAWING TO BE INTERPRETED IN ACCORDANCE WITH ASHRAE 154-2000 DIMENSIONS ARE IN INCHES UNLESS OTHERWISE NOTED	DX17VSS	TOLERANCES: FRACTIONS: 1/16" ± 0.005" DECIMALS: 0.005" ± 0.005" HOLE DIA ± 0.005" THICKNESS ± 0.005"	OWN BY: CL      ENG:      DO NOT SCALE DRAWING CHK BY:      DATE:      SHEET 1 OF 1      REV: A																													
Daikin Manufacturing Company LLC																																											
DRAWING TO BE INTERPRETED IN ACCORDANCE WITH ASHRAE 154-2000 DIMENSIONS ARE IN INCHES UNLESS OTHERWISE NOTED	DX17VSS																																										
TOLERANCES: FRACTIONS: 1/16" ± 0.005" DECIMALS: 0.005" ± 0.005" HOLE DIA ± 0.005" THICKNESS ± 0.005"	OWN BY: CL      ENG:      DO NOT SCALE DRAWING CHK BY:      DATE:      SHEET 1 OF 1      REV: A																																										
<p><b>SPECIAL CHARACTERISTICS:</b>   = SIGMA       = CRITICAL CHARACTERISTIC       = SIGNIFICANT CHARACTERISTIC</p> <p>COMPONENTS AND MATERIALS SPECIFIED HEREIN WILL ALSO CONFORM TO THE APPLICABLE SECTION OF GOODMAN MSP 82401 WORKMANSHIP STANDARD FOR FIT, FEEL AND FINISH.</p> <p>CONFIDENTIAL PROPERTY OF THE GOODMAN MANUFACTURING COMPANY, L.P. NOT TO BE DISCLOSED TO OTHERS, COPIED, OR USED FOR ANY PURPOSE EXCEPT AS AUTHORIZED IN WRITING. MUST BE RETURNED UPON ORDER, ON COMPLETION OF ORDER, OR OTHER PURPOSE FOR WHICH IT WAS LOANED.</p>																																											
	8	7	6	5	4	3	2	1																																			

ACCESSORIES

MODEL	DESCRIPTION	DX17VSS 0181AA	DX17VSS 0241AA	DX17VSS 0301AA	DX17VSS 0361AA	DX17VSS 0421AA	DX17VSS 0481AA	DX17VSS 0601AA
KPW5E112	Air direction adjustment grille	X	X	X	X	X	X	X
130-DK-006	Hail Guard	X	X	X	X			
130-DK-008	Hail Guard					X	X	X
DTA119A71	D24V Gateway	X	X	X	X	X	X	X

**24AHA4**  
**Performance™ Series Air Conditioner**  
**with Puron® Refrigerant**  
**1—1/2 to 5 Nominal Tons**



## Product Data



Performance  
SERIES

Carrier air conditioners with Puron® refrigerant provide a collection of features unmatched by any other family of equipment. The 24AHA4 has been designed utilizing Carrier's Puron refrigerant. This environmentally sound refrigerant allows you to make a responsible decision in the protection of the earth's ozone layer.

**NOTE: Ratings contained in this document are subject to change at any time. Always refer to the AHRI directory ([www.ahridirectory.org](http://www.ahridirectory.org)) for the most up-to-date ratings information.**

### INDUSTRY LEADING FEATURES / BENEFITS

#### Energy Efficiency

- 14 SEER/11.7 – 12.2 EER  
(Based on tested combinations)

#### Sound

- Levels as low as 66 dBA

#### Design Features

- Small footprint
- WeatherArmor™ cabinet
  - All steel cabinet construction
  - Mesh coil guard

#### Reliability, Quality and Toughness

- Scroll compressor
- Factory-supplied filter drier
- High pressure switch
- Line lengths up to 250' (76.2 m)
- Low ambient operation  
(down to -20°F/-28.9°C with low ambient accessories)



## MODEL NUMBER NOMENCLATURE

1	2	3	4	5	6	7	8	9	10	11	12	13
N	N	A	A	A/N	N	N	N	A/N	A/N	A/N	N	N
2	4	A	H	A	4	1	8	A	0	0	3	0
Product Series	Product Family	Product Type	Major Series	SEER	Cooling Capacity			Variations	Open	Open	Voltage	Minor Series
24=AC	A = AC	H = Horizontal Discharge		4 = 14 SEER				A= Standard	0= Not Defined	0= Not Defined	3=208/230-1 5=208/230-3 6=460/3	0, 1, 2...



Use of the AHRI Certified TM Mark indicates a manufacturer's participation in the program. For verification of certification for individual products, go to [www.ahridirectory.org](http://www.ahridirectory.org).

## PHYSICAL DATA

UNIT SIZE – SERIES	18–30	24–30	30–30	36–30,50,60	48–30,50,60	60–30,50,60
<b>COMPRESSOR TYPE</b>	Scroll					
<b>REFRIGERANT</b>	Puron® (R-410A)					
Charge lb (kg)	6.40 (2.90)	6.50 (2.95)	8.60 (3.90)	8.90 (4.04)	9.00 (4.08)	10.60 (4.81)
<b>COND FAN</b>	Propeller Type, Direct Drive					
Air Discharge	Horizontal					
Air Qty (CFM)	1285	1285	1900	2615	2615	2785
Motor HP	1/12	1/12	1/10	1/4	1/4	1/4
Motor RPM	800	800	800	800	800	800
<b>COND COIL</b>						
Face Area (Sq ft)	7.3	7.3	12.1	12.1	12.1	14.1
Fins per In.	20	20	20	20	20	20
Rows	2	2	2	2	2	2
Circuits	3	3	3	3	3	4
<b>VALVE CONNECT. (In. ID)</b>						
Vapor	5/8	3/4	3/4	7/8	7/8	7/8
Liquid	3/8					
<b>REFRIGERANT TUBES* (In. OD)</b>						
Rated Vapor*	5/8	3/4	3/4	7/8	7/8	1 1/8
Max Liquid Line†	3/8					

\* Units are rated with 25 ft (7.6 m) of lineset length. See Vapor Line Sizing and Cooling Capacity Loss table when using other sizes and lengths of lineset.  
**Note:** See unit Installation Instruction for proper installation.

† See *Liquid Line Sizing For Cooling Only Systems with Puron Refrigerant* tables.

# REFRIGERANT PIPING LENGTH LIMITATIONS

## Liquid Line Sizing and Maximum Total Equivalent Lengths† for Cooling Only Systems with Puron® Refrigerant:

The maximum allowable length of a residential split system depends on the liquid line diameter and vertical separation between indoor and outdoor units.

See the table below for liquid line sizing and maximum lengths :

### Maximum Total Equivalent Length Outdoor Unit BELOW Indoor Unit

Size	Liquid Line Connection	Liquid Line Diam. w/ TXV	AC with Puron Refrigerant Maximum Total Equivalent Length†: Outdoor unit BELOW Indoor Vertical Separation ft (m)								
			0-5 (0-1.5)	6-10 (1.8-3.0)	11-20 (3.4-6.1)	21-30 (6.4-9.1)	31-40 (9.4-12.2)	41-50 (12.5-15.2)	51-60 (15.5-18.3)	61-70 (18.6-21.3)	71-80 (21.6-24.4)
018 AC with Puron	3/8	1/4	150	150	125	100	100	75	---	---	---
		5/16	250*	250*	250*	250*	250*	250*	250*	225*	150
		3/8	250*	250*	250*	250*	250*	250*	250*	250*	250*
024 AC with Puron	3/8	1/4	75	75	75	50	50	---	---	---	---
		5/16	250*	250*	250*	250*	250*	225*	175	125	100
		3/8	250*	250*	250*	250*	250*	250*	250*	250*	250*
030 AC with Puron	3/8	1/4	30	---	---	---	---	---	---	---	---
		5/16	175	225*	200	175	125	100	75	---	---
		3/8	250*	250*	250*	250*	250*	250*	250*	250*	250*
036 AC with Puron	3/8	5/16	175	150	150	100	100	100	75	---	---
		3/8	250*	250*	250*	250*	250*	250*	250*	250*	250*
048 AC with Puron	3/8	3/8	250*	250*	250*	250*	250*	250*	230	160	---
060 AC with Puron	3/8	3/8	250*	250*	250*	225*	190	150	110	---	---

\* Maximum actual length not to exceed 200 ft (61 m)

† Total equivalent length accounts for losses due to elbows or fitting. See the Long Line Guideline for details.

--- = outside acceptable range

### Maximum Total Equivalent Length Outdoor Unit ABOVE Indoor Unit

Size	Liquid Line Connection	Liquid Line Diam. w/ TXV	AC with Puron Refrigerant Maximum Total Equivalent Length†: Outdoor unit ABOVE Indoor Vertical Separation ft (m)								
			25 (7.6)	26-50 (7.9-15.2)	51-75 (15.5-22.9)	76-100 (23.2-30.5)	101-125 (30.8-38.1)	126-150 (38.4-45.7)	151-175 (46.0-53.3)	176-200 (53.6-61.0)	
018 AC with Puron	3/8	1/4	175	250*	250*	250*	250*	250*	250*	250*	250*
		5/16	250*	250*	250*	250*	250*	250*	250*	250*	250*
		3/8	250*	250*	250*	250*	250*	250*	250*	250*	250*
024 AC with Puron	3/8	1/4	100	125	175	200	225*	250*	250*	250*	250*
		5/16	250*	250*	250*	250*	250*	250*	250*	250*	250*
		3/8	250*	250*	250*	250*	250*	250*	250*	250*	250*
030 AC with Puron	3/8	1/4	30	---	---	---	---	---	---	---	---
		5/16	250*	250*	250*	250*	250*	250*	250*	250*	250*
		3/8	250*	250*	250*	250*	250*	250*	250*	250*	250*
036 AC with Puron	3/8	5/16	225*	250*	250*	250*	250*	250*	250*	250*	250*
		3/8	250*	250*	250*	250*	250*	250*	250*	250*	250*
048 AC with Puron	3/8	3/8	250*	250*	250*	250*	250*	250*	250*	250*	250*
060 AC with Puron	3/8	3/8	250*	250*	250*	250*	250*	250*	250*	250*	250*

\* Maximum actual length not to exceed 200 ft (61 m)

† Total equivalent length accounts for losses due to elbows or fitting. See the Long Line Guideline for details.

--- = outside acceptable range

## REFRIGERANT CHARGE ADJUSTMENTS

Liquid Line Size	Puron Charge oz/ft (g/m)
3/8	0.60 (17.74) (Factory charge for lineset = 9 oz / 266.16 g)
5/16	0.40 (11.83)
1/4	0.27 (7.98)

Units are factory charged for 15 ft (4.6 m) of 3/8" liquid line. The factory charge for 3/8" lineset 9 oz (266.16 g). When using other length or diameter liquid lines, charge adjustments are required per the chart above.

### Charging Formula:

[(Lineset oz/ft x total length) – (factory charge for lineset)] = charge adjustment

**Example 1:** System has 15 ft of line set using existing 1/4" liquid line. What charge adjustment is required?

Formula: (.27 oz/ft x 15ft) – (9 oz) = (-4.95) oz.

Net result is to remove 4.95 oz of refrigerant from the system

**Example 2:** System has 45 ft of existing 5/16" liquid line. What is the charge adjustment?

Formula: (.40 oz/ft. x 45ft) – (9 oz.) = 9 oz.

Net result is to add 9 oz of refrigerant to the system

## LONG LINE APPLICATIONS

An application is considered Long Line, when the refrigerant level in the system requires the use of accessories to maintain acceptable refrigerant management for systems reliability. See Accessory Usage Guideline table for required accessories. Defining a system as long line depends on the liquid line diameter, actual length of the tubing, and vertical separation between the indoor and outdoor units.

For Air Conditioner systems, the chart below shows when an application is considered Long Line.

### AC WITH PURON® REFRIGERANT LONG LINE DESCRIPTION ft (m) Beyond these lengths, long line accessories are required

Liquid Line Size	Units On Same Level	Outdoor Below Indoor	Outdoor Above Indoor
1/4	No accessories needed within allowed lengths	No accessories needed within allowed lengths	175 (53.3)
5/16	120 (36.6)	50 (15.2) vertical or 120 (36.6) total	120 (36.6)
3/8	80 (24.4)	35 (10.7) vertical or 80 (24.4) total	80 (24.4)

**Note:** See Long Line Guideline for details

## VAPOR LINE SIZING AND COOLING CAPACITY LOSS

**LONG LINE APPLICATION:** An application is considered "Long line" when the total equivalent tubing length exceeds 80 ft. (24.38 m) or when there is more than 20 ft. (6.09 m) vertical separation between indoor and outdoor units. These applications require additional accessories and system modifications for reliable system operation. The maximum allowable total equivalent length is up to 250 ft. (76.2 m). The maximum

vertical separation is 200 ft. (60.96 m) when outdoor unit is above indoor unit, and up to 80 ft. (24.38 m) when the outdoor unit is below the indoor unit. Refer to Accessory Usage Guideline below for required accessories. See Longline Application Guideline for required piping and system modifications. Also, refer to the table below for the vapor tube diameters based on the total length to minimize the cooling capacity loss.

### Vapor Line Sizing and Cooling Capacity Losses — Puron® Refrigerant 1-Stage Air Conditioner Applications

Unit Nominal Size (Btuh)	Maximum Liquid Line Diameters (In. OD)	Vapor Line Diameters (In. OD)	Cooling Capacity Loss (%)								
			Total Equivalent Line Length ft. (m)								
			26–50 (7.9–15.2)	51–80 (15.5–24.4)	81–100 (24.7–30.5)	101–125 (30.8–38.1)	126–150 (38.4–45.7)	151–175 (46.0–53.3)	176–200 (53.6–61.0)	201–225 (61.3–68.6)	226–250 (68.9–76.2)
018 1 Stage AC with Puron	3/8	1/2	1	2	3	5	6	7	8	9	11
		5/8	0	1	1	1	2	2	2	3	3
		3/4	0	0	0	0	1	1	1	1	1
024 1 Stage AC with Puron	3/8	5/8	0	1	2	2	3	3	4	5	5
		3/4	0	0	1	1	1	1	1	2	2
		7/8	0	0	0	0	0	1	1	1	1
030 1 Stage AC with Puron	3/8	5/8	1	2	3	3	4	5	6	7	8
		3/4	0	0	1	1	1	2	2	2	3
		7/8	0	0	0	0	1	1	1	1	1
036 1 Stage AC with Puron	3/8	5/8	1	2	4	5	6	8	9	10	12
		3/4	0	1	1	2	2	3	3	4	4
		7/8	0	0	0	1	1	1	1	2	2
048 1 Stage AC with Puron	3/8	3/4	0	1	2	3	4	5	5	6	7
		7/8	0	0	1	1	2	2	2	3	3
		1 1/8	0	0	0	0	0	0	0	1	1
060 1 Stage AC with Puron	3/8	3/4	1	2	4	5	6	7	9	10	11
		7/8	0	1	2	2	3	4	4	5	5
		1 1/8	0	0	0	1	1	1	1	1	1

Applications in this area may be long line and may have height restrictions. See the Residential Piping and Long Line Guideline.

# ACCESSORIES

KIT NUMBER	KIT NAME	Unit Size (Voltage/Series)											
		018 (30)	024 (30)	030 (30)	036 (30)	036 (50)	036 (60)	048 (30)	048 (50)	048 (60)	060 (30)	060 (50)	060 (60)
KAACH1401AAA	Crankcase Heater	X	X	X	X	X							
KAACH1201AAA	Crankcase Heater							X	X		X	X	
KAACH1501AAA	Crankcase Heater						X						
KAACH1901AAA	Crankcase Heater									X			X
KSAFT0101AAA	Evaporator Freeze Stat	X	X	X	X	X	X	X	X	X	X	X	X
KAATD0101TDR	Time Delay Relay	X	X	X	X	X	X	X	X	X	X	X	X
KAAWS0101AAA	Winter Start Kit	X	X	X	X	X	X	X	X	X	X	X	X
KSALA0801AAA	MotorMaster® 230v	X	X	X	X	X		X	X		X	X	
KSALA0901AAA	MotorMaster® 460v						X			X			X
53DS-900-087	Wind Baffle	X	X										
53DS-900-071	Wind Baffle			X	X	X	X	X	X	X			
53DS-900-088	Wind Baffle										X	X	X
53DS-900-075	Stacking Kit	X	X										
53DS-900-076	Stacking Kit			X	X	X	X	X	X	X	X	X	X
53DS-900-077	Wall Mounting Kit	X	X										
53DS-900-078	Wall Mounting Kit			X	X	X	X	X	X	X	X	X	X
KAALP0401PUR	Low Pressure Switch Kit	X	X	X	X	X	X	X	X	X	X	X	X
KSASH2301COP	Sound Blanket Kit	X	X	X	X	X	X						
KSASH2401COP	Sound Blanket Kit							X	X	X	X	X	X
KAALS0201LLS	Solenoid Valve Kit	X	X	X	X	X	X	X	X	X	X	X	X
KSAS1501AAA	Capacitor Relay Start Assist	X	X	X	X			X			X		

X = Accessory

# ACCESSORY THERMOSTATS

PART NUMBER	DESCRIPTION
TP-WEM01	Côr™ Thermostat
TP-PRH01-A	edge™ Programmable Relative Humidity Thermostat
TP-PAC01	edge™ Programmable Thermostat
TP-NRH01	edge™ Non-Programmable Relative Humidity Thermostat
TP-NAC01	edge™ Non-Programmable Thermostat
TC-WHS01	Wi-Fi® Thermostat
TC-PAC01	Programmable Thermostat
TC-NAC01	Non-Programmable Thermostat
TCSNAC01	Non-Programmable Standard Screen Thermostat

THERMOSTAT ACCESSORIES		
TP-EXP	edge™ EXP® Card	Programmable edge™ thermostats
TSTATCCSEN01-B	Outdoor Air Temperature Sensor	TP-Pxx, TP-Nxx
TSTATXXCNV10	Thermostat Conversion Kit (4 to 5 wire) - 10 pack	All Carrier® branded thermostats
TX-MBP01	Medium Decorative Backplate	TC-Nxx
TX-LBP01	Large Decorative Backplate	TP-Pxx, TP-Nxx, TC-Pxx

## ACCESSORY USAGE GUIDELINES

Accessory	REQUIRED FOR LOW-AMBIENT COOLING APPLICATIONS (Below 55°F / 12.8°C)	REQUIRED FOR LONG LINE APPLICATIONS* (Over 80 ft. / 24.38 m)	REQUIRED FOR SEA COAST APPLICATIONS (Within 2 miles / 3.22 km)
Ball Bearing Fan Motor	Standard	Standard	Standard
Compressor Start Assist Capacitor and Relay	Yes	Yes	No
Crankcase Heater	Yes	Yes	No
Evaporator Freeze Thermostat	Yes	No	No
Liquid Line Solenoid Valve	No	See Long-Line Application Guideline	No
MotorMaster® Controller	Yes	No	No

\* For tubing line sets between 80 and 200 ft. (24.38 and 60.96 m) and/or 20 ft. (6.09 m) vertical differential, refer to Residential Split-System Longline Application Guideline.

### Accessory Description and Usage (Listed Alphabetically)

#### 1. Ball-Bearing Fan Motor

A fan motor with ball bearings which permits speed reduction while maintaining bearing lubrication.

Usage Guideline:

Required on all units when using MotorMaster®

#### 2. Compressor Start Assist – Capacitor and Relay

Start capacitor and relay gives a "hard" boost to compressor motor at each start up.

Usage Guideline:

Required for reciprocating compressors in the following applications:

Long line

Low ambient cooling

Hard shut off expansion valve on indoor coil

Liquid line solenoid on indoor coil

Required for single-phase scroll compressors in the following applications:

Long line

Low ambient cooling

Suggested for all compressors in areas with a history of low voltage problems.

#### 3. Crankcase Heater

An electric resistance heater which mounts to the base of the compressor to keep the lubricant warm during off cycles. Improves compressor lubrication on restart and minimizes the chance of liquid slugging.

Usage Guideline:

Required in low ambient cooling applications.

Required in long line applications.

Suggested in all commercial applications.

#### 4. Evaporator Freeze Thermostat

An SPST temperature-actuated switch that stops unit operation when evaporator reaches freeze-up conditions.

Usage Guideline:

Required when low ambient kit has been added.

#### 5. Low Pressure Switch Kit

Optional added compressor protection against loss of refrigerant. It cuts out the system at 50 PSI and allows operation again at 95 PSI. Used for commercial or "harsh" environment applications for extra protection. Not required for Low-Ambient Cooling application.

#### 6. MotorMaster Low-Ambient Controller

A fan-speed control device activated by a temperature sensor, designed to control condenser fan motor speed in response to the saturated condensing temperatures down to -20°F (-28.9°C), it maintains condensing temperature at 100°F +/- 10°F (37.8°C +/- 6°C).

Usage Guideline:

A MotorMaster Low-Ambient Controller must be used when the cooling operation is used at outdoor temperatures below 55°F (12.8°C).

Suggested for all commercial applications.

#### 7. Winter Start Kit

The device is designed to alleviate nuisance opening of the low-pressure switch by bypassing it for the first 3 minutes of operation. A Winter Start control must be used where low evaporator temperatures, or nuisance tripping of low-pressure switch may be encountered. It is not required for low ambient cooling application unless a low-pressure switch KAALP0401PUR is added.

#### 8. Time Delay Relay

Optional accessory for systems that do not have an integral blower time delay.

# ELECTRICAL DATA

UNIT SIZE – voltage, series	V/PH	OPER VOLTS*		COMPR		FAN	MCA	MAX FUSE** or CKT BRK AMPS
		MAX	MIN	LRA	RLA	FLA		
18–30	208/230/1	253	197	56.3	9.0	0.50	11.8	20
24–30				62.9	10.9	0.50	14.1	25
30–30				73.0	14.1	0.70	18.3	30
36–30				77.0	14.1	1.20	18.8	30
48–30				124.0	18.5	1.20	24.3	40
60–30				152.5	23.7	1.45	31.1	50
36–50	208/230/3	253	197	71.0	9.0	1.20	12.5	20
48–50				83.1	13.7	1.20	18.3	30
60–50				110.0	15.9	1.45	21.4	35
36–60	460/3	506	414	38.0	5.6	0.60	7.6	15
48–60				41.0	6.2	0.70	8.5	15
60–60				52.0	7.1	0.80	9.7	15

**LEGEND:**

- FLA – Full Load Amps
  - HACR – Heating, Air Conditioning, Refrigeration
  - LRA – Locked Rotor Amps
  - NEC – National Electrical Code
  - RLA – Rated Load Amps (compressor)
- \* Permissible limits of the voltage range at which the unit will operate satisfactorily  
 \*\* Time-Delay fuse.  
 Complies with 2007 requirements of ASHRAE Standards 90.1

## A-WEIGHTED SOUND POWER (dBA)

Unit Size	Standard Rating (dBA)	Typical Octave Band Spectrum (dBA, without tone adjustment)						
		125	250	500	1000	2000	4000	8000
18	69	50.5	57.0	59.5	64.5	60.5	53.5	43.0
24	66	50.5	58.5	60.5	59.5	56.5	51.0	41.5
30	68	55.5	59.5	61.5	63.5	60.0	58.0	49.5
36	71	59.5	59.5	62.0	65.5	63.5	62.0	55.0
48	70	57.5	59.5	64.0	66.0	63.0	60.5	54.5
60	73	60.0	61.5	64.5	67.0	66.0	65.5	58.0

NOTE: Tested in accordance with AHRI Standard 270–08 (not listed in AHRI).

## A-WEIGHTED SOUND POWER (dBA) WITH ACCESSORY SOUND SHEILD

Unit Size	Standard Rating (dBA)	Typical Octave Band Spectrum (dBA, without tone adjustment)						
		125	250	500	1000	2000	4000	8000
18	68	52.5	58.0	58.5	64.5	59.5	52.5	42.5
24	65	54.5	57.5	59.5	59.0	56.0	50.5	40.5
30	68	55.0	60.0	61.5	62.5	60.0	58.0	49.5
36	71	59.5	59.5	62.5	65.0	63.0	61.5	55.0
48	70	57.5	59.5	63.0	65.0	62.5	60.0	54.0
60	73	61.0	62.0	64.0	67.0	65.5	65.5	57.5

**NOTES:**

Tested in accordance with AHRI Standard 270–08 (not listed in AHRI).

## CHARGING SUB-COOLING (TXV-TYPE EXPANSION DEVICE)

UNIT SIZE–SERIES	REQUIRED SUBCOOLING °F (°C)
18	12 (6.7)
24	12 (6.7)
30	12 (6.7)
36	8 (4.4)
48	12 (6.7)
60	10 (5.6)

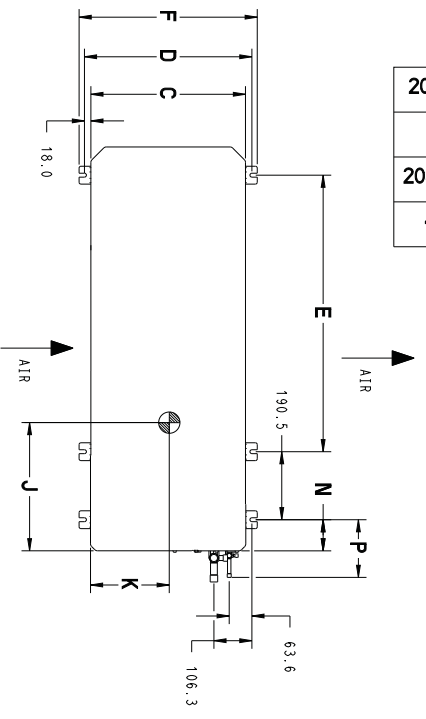


# DIMENSIONS – SI

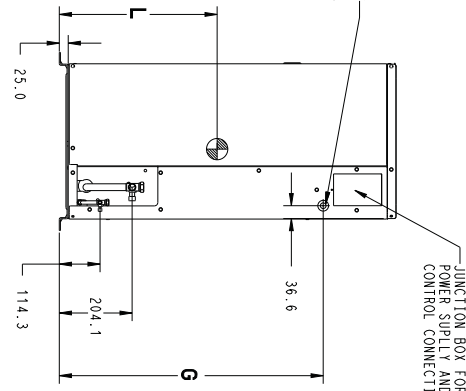
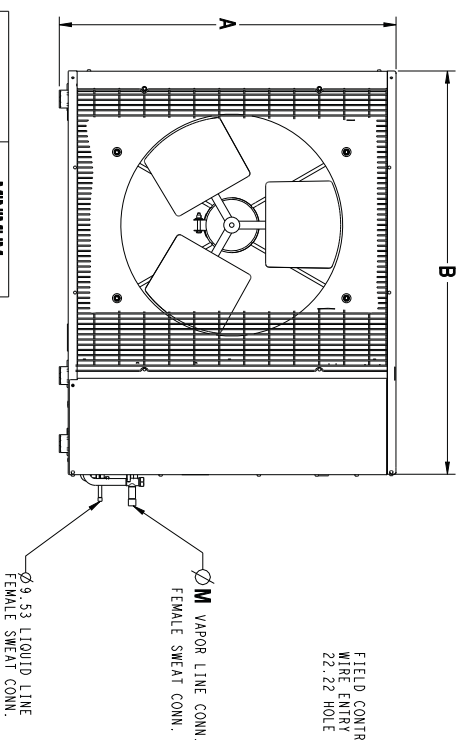
UNIT SERIES	ELECTRICAL CHARACTERISTICS	A	B	C	D	E	F	G	H	J	K	L	M	N	P	OPERATING WEIGHT(KG)	SHIPPING WEIGHT(KG)	SHIPPING DIMENSIONS (L x W x H)				
2AAHA418	0	X	0	0	0	190.4	938.0	370.0	406.0	595.5	436.0	587.6	712.2	330.2	168.3	285.8	15.9	73.0	148.2	66.2	75.3	1090.2 X 457.7 X 866.7
2AAHA424	0	X	0	0	0	190.4	938.0	370.0	406.0	595.5	436.0	587.6	712.2	335.6	171.5	295.3	19.1	73.0	148.2	67.1	76.2	1090.2 X 457.7 X 866.7
2AAHA430	0	X	0	0	0	942.8	1130.0	433.0	469.0	714.5	499.0	740.0	864.6	347.7	206.4	403.2	19.1	86.0	161.2	83.0	96.6	1282.7 X 520.7 X 1019.1
2AAHA436	0	X	0	0	0	942.8	1130.0	433.0	469.0	714.5	499.0	740.0	864.6	347.7	206.4	403.2	22.2	86.0	161.2	97.1	110.2	1282.7 X 520.7 X 1019.1
2AAHA448	0	X	0	0	0	942.8	1130.0	433.0	469.0	714.5	499.0	740.0	864.6	388.3	215.9	419.4	22.2	86.0	161.2	96.6	110.2	1282.7 X 520.7 X 1019.1
2AAHA460	0	X	0	0	0	1093.2	1130.0	433.0	469.0	714.5	499.0	892.4	1017.0	388.3	215.9	419.4	22.2	86.0	161.2	111.1	124.7	1282.7 X 520.7 X 1171.5

208-230-160	230-160	208/230-3-60	460-3-60
-------------	---------	--------------	----------

X = YES  
O = NO



- CLEARANCE REQUIREMENTS - SINGLE UNIT APPLICATIONS: WITH COIL FACING WALL: WITH COIL FACING WALL: ALLOW 152.4 mm MINIMUM CLEARANCE ON COIL SIDE AND 504 mm MINIMUM CLEARANCE ON FAN SIDE. WITH FAN FACING WALL: WITH FAN FACING WALL: ALLOW 203.2 mm MINIMUM CLEARANCE ON FAN SIDE AND 152.4 mm ON COIL END AND 504.0 mm MINIMUM CLEARANCE BETWEEN FAN AND COIL SIDES OF MULTIPLE UNITS. MULTI-UNIT APPLICATIONS: ALLOW 609.6 mm MINIMUM CLEARANCE BETWEEN FAN AND COIL SIDES OF MULTIPLE UNITS. ARRANGE UNITS SO DISCHARGE OF ONE DOES NOT ENTER INLET OF ANOTHER WHEN TWO UNITS ARE INSTALLED END TO END WITH THE COIL ENDS FACING EACH OTHER ALLOW 304.8 mm MINIMUM CLEARANCE BETWEEN UNITS. WITH THE COIL ENDS FACING EACH OTHER ALLOW 304.8 mm MINIMUM CLEARANCE BETWEEN UNITS. COMPRESSOR END SERVICE CLEARANCE: ALLOW 609.6 mm MINIMUM CLEARANCE ON COMPRESSOR END. WHEN UNITS ARE STACKED OR THERE IS LESS THAN 1016 mm OF CLEARANCE ABOVE THE TOP OF THE UNIT. IF THERE IS 1016 mm CLEARANCE ABOVE UNIT AND THE TOP PANEL IS ACCESSIBLE FOR REMOVAL ALLOW 203.2 mm MINIMUM CLEARANCE ON COMPRESSOR END FOR SERVICE.
- IMPORTANT: WHEN INSTALLING SINGLE OR MULTIPLE UNITS IN AN ALCOVE, ROOF WELL, OR PARTIALLY ENCLOSED AREA, ENSURE THERE IS ADEQUATE VENTILATION TO PREVENT RECIRCULATION OF DISCHARGE AIR.
- MINIMUM OUTDOOR OPERATING AMBIENT IN COOLING MODE IS 12.8°C, MAX. 51.7°C.
- SERIES DESIGNATION IS THE 14TH POSITION OF THE UNIT MODEL NUMBER.
- ALL DIMENSIONS ARE IN "MM" UNLESS NOTED.



UNIT SIZE	MINIMUM MOUNTING PAD DIMENSIONS
18.24	584.2 X 1066.8
30.36, 48.60	609.6 X 1270.0



## TESTED AHRI COMBINATION RATINGS\*

**NOTE:** Ratings contained in this document are subject to change at any time.

For AHRI ratings certificates, please refer to the AHRI directory [www.ahridirectory.org](http://www.ahridirectory.org)

Additional ratings and system combinations can be accessed via the Carrier database at: [www.MyCarrierRatings.com](http://www.MyCarrierRatings.com)

For performance data at specific application &/or design conditions with various indoor unit combinations, the equipment performance calculator can be accessed at : <http://rpmob.wrightsoft.com/>

Outdoor Model Number	Indoor Coil Model Number	Furnace Model Number	Capacity	EER	SEER
24AHA418A30	CNPV*3014AL*+TDR		18,000	12.2	14
24AHA424A30	CNPV*3117AL*+TDR		24,000	12.2	14
24AHA430A30	CNPV*3117AL*+TDR		29,600	12.2	14
24AHA436A30	CNPV*3717AL*+TDR		35,400	12.2	14
24AHA436A50	CNPV*3717AL*+TDR		35,400	12.2	14
24AHA436A60	CNPV*3717AL*+TDR		35,400	12.2	14
24AHA448A30	CNPV*6024AL*+TDR		45,000	11.7	14
24AHA448A50	CNPV*6024AL*+TDR		45,000	11.7	14
24AHA448A60	CNPV*6024AL*+TDR		45,000	11.7	14
24AHA460A30	CNPV*6124AL*+TDR		57,000	11.7	14
24AHA460A50	CNPV*6124AL*+TDR		57,000	11.7	14
24AHA460A60	CNPV*6124AL*+TDR		57,000	11.7	14

**EER** — Energy Efficiency Ratio

**SEER** — Seasonal Energy Efficiency Ratio

**TXV** — Thermostatic Expansion Valve

**NOTES:**

1. Ratings are net values reflecting the effects of circulating fan motor heat. Supplemental electric heat is not included.
2. Tested outdoor/indoor combinations have been tested in accordance with DOE test procedures for central air conditioners. Ratings for other combinations are determined under DOE computer simulation procedures.
3. Determine actual CFM values obtainable for your system by referring to fan performance data in fan coil or furnace coil literature.
4. Do not apply with capillary tube coils as performance and reliability are significantly affected.

# DETAILED COOLING CAPACITIES

EVAPORATOR AIR		CONDENSER ENTERING AIR TEMPERATURES °F (°C)																		
CFM	EWB °F (°C)	75 (23.9)		85 (29.4)		95 (35)		105 (40.6)		115 (46.1)		125 (51.7)								
		Capacity MBtuh	Sensit	Capacity MBtuh	Sensit	Capacity MBtuh	Sensit	Capacity MBtuh	Sensit	Capacity MBtuh	Sensit	Capacity MBtuh	Sensit							
		Total Svs	KW**	Total Svs	KW**	Total Svs	KW**	Total Svs	KW**	Total Svs	KW**	Total Svs	KW**							
525	72 (22.2)	21.49	10.92	1.18	20.55	10.57	1.18	19.56	10.21	1.45	18.50	9.83	1.61	17.36	9.43	1.79	16.12	9.00	2.00	
	67 (19.4)	19.43	13.31	1.18	18.58	12.96	1.31	17.67	12.06	1.45	16.71	12.22	1.61	15.68	11.82	1.79	14.57	11.39	2.00	
	63 (17.2)	17.96	12.78	1.18	17.15	12.43	1.31	16.31	12.06	1.45	15.43	11.69	1.61	14.48	11.29	1.79	13.46	10.86	2.00	
	62 (16.7)	17.68	15.68	1.18	16.91	15.33	1.31	16.11	14.96	1.45	15.28	14.56	1.61	14.48	14.48	1.79	13.65	13.65	2.00	
	57 (13.9)	17.17	17.17	1.18	16.55	16.55	1.31	15.91	15.91	1.45	15.21	15.21	1.61	14.46	14.46	1.79	13.63	13.63	2.00	
	72 (22.2)	21.93	11.50	1.21	20.94	11.14	1.21	19.90	10.77	1.48	18.79	10.38	1.64	17.61	9.97	1.82	16.32	9.53	2.03	
	67 (19.4)	19.84	14.22	1.21	18.94	13.87	1.34	18.00	13.50	1.48	17.00	13.11	1.63	15.93	12.70	1.82	14.78	12.26	2.03	
	600	63 (17.2)	18.34	13.63	1.21	17.51	13.27	1.33	16.63	12.90	1.47	15.70	12.51	1.63	14.72	12.10	1.82	13.65	11.66	2.03
	57 (13.9)	18.14	16.91	1.21	17.36	16.33	1.33	16.61	16.61	1.47	15.86	15.86	1.63	15.05	15.05	1.82	14.15	14.15	2.03	
	72 (22.2)	22.25	12.05	1.24	21.22	11.69	1.36	20.15	11.31	1.50	19.00	10.91	1.66	17.78	10.50	1.85	16.46	10.05	2.06	
67 (19.4)	20.15	15.11	1.24	19.22	14.74	1.36	18.25	14.37	1.50	17.22	13.97	1.66	16.12	13.55	1.85	14.94	13.09	2.06		
675	63 (17.2)	18.64	14.45	1.24	17.77	14.08	1.36	16.86	13.70	1.50	15.91	13.30	1.66	14.90	12.88	1.84	13.81	12.42	2.05	
62 (16.7)	18.63	18.63	1.24	17.92	17.92	1.36	17.18	17.18	1.50	16.38	16.38	1.66	15.51	15.51	1.84	14.56	14.56	2.05		
57 (13.9)	18.60	18.60	1.24	17.89	17.89	1.36	17.15	17.15	1.50	16.36	16.36	1.66	15.49	15.49	1.84	14.55	14.55	2.06		
EVAPORATOR AIR		CONDENSER ENTERING AIR TEMPERATURES °F (°C)																		
CFM	EWB °F (°C)	75 (23.9)		85 (29.4)		95 (35)		105 (40.6)		115 (46.1)		125 (51.7)								
		Capacity MBtuh	Sensit	Capacity MBtuh	Sensit	Capacity MBtuh	Sensit	Capacity MBtuh	Sensit	Capacity MBtuh	Sensit	Capacity MBtuh	Sensit							
		Total Svs	KW**	Total Svs	KW**	Total Svs	KW**	Total Svs	KW**	Total Svs	KW**	Total Svs	KW**							
700	72 (22.2)	28.62	14.23	1.58	27.33	13.77	1.75	25.95	13.30	1.94	24.48	12.80	2.15	22.90	12.26	2.40	21.21	11.70	2.67	
	67 (19.4)	26.06	17.53	1.57	24.88	17.08	1.74	23.63	16.60	1.93	22.30	16.09	2.14	20.87	15.56	2.39	19.33	14.99	2.67	
	63 (17.2)	24.20	16.87	1.57	23.11	16.41	1.74	21.96	15.94	1.92	20.73	15.44	2.14	19.41	14.91	2.38	17.99	14.34	2.66	
	62 (16.7)	23.80	20.79	1.57	22.74	20.32	1.73	21.65	19.83	1.92	20.58	20.58	2.14	19.51	19.51	2.38	18.33	18.33	2.66	
	57 (13.9)	23.29	23.29	1.57	22.44	22.44	1.73	21.53	21.53	1.92	20.55	20.55	2.14	19.48	19.48	2.38	18.31	18.31	2.66	
	72 (22.2)	29.11	14.99	1.62	27.76	14.53	1.79	26.33	14.04	1.98	24.80	13.53	2.19	23.16	12.99	2.43	21.41	12.42	2.71	
	67 (19.4)	26.53	18.75	1.61	25.30	18.29	1.78	24.00	17.80	1.97	22.61	17.28	2.18	21.13	16.74	2.43	19.54	16.16	2.70	
	800	63 (17.2)	24.68	18.01	1.61	23.53	17.54	1.77	22.33	17.06	1.96	21.05	16.55	2.18	19.67	16.00	2.42	18.21	15.42	2.70
	57 (13.9)	24.39	22.42	1.61	23.40	23.40	1.77	22.42	22.42	1.96	21.36	21.36	2.18	20.20	20.20	2.42	18.94	18.94	2.70	
	72 (22.2)	24.28	24.28	1.61	23.36	23.36	1.77	22.39	22.39	1.96	21.32	21.32	2.18	20.17	20.17	2.42	18.91	18.91	2.70	
900	72 (22.2)	29.46	15.72	1.66	28.07	15.25	1.83	26.59	14.76	2.01	25.01	14.24	2.23	23.33	13.69	2.47	21.53	13.11	2.75	
	67 (19.4)	26.88	19.93	1.65	25.61	19.46	1.82	24.27	18.96	2.01	22.84	18.43	2.22	21.32	17.87	2.46	19.70	17.27	2.74	
	63 (17.2)	25.04	19.11	1.65	23.85	18.63	1.81	22.60	18.14	2.00	21.28	17.61	2.21	19.87	17.05	2.46	18.38	16.43	2.74	
	62 (16.7)	25.15	25.15	1.65	24.16	24.16	1.81	23.11	23.11	2.00	21.98	21.98	2.22	20.75	20.75	2.46	19.42	19.42	2.74	
	57 (13.9)	25.11	25.11	1.65	24.13	24.13	1.81	23.08	23.08	2.00	21.95	21.95	2.22	20.73	20.73	2.46	19.39	19.39	2.74	

See notes on pg. 13

# DETAILED COOLING CAPACITIES(CONT.)

Evaporator Air		CONDENSER ENTERING AIR TEMPERATURES °F (°C)																	
CFM	EWB °F (°C)	75 (23.9)			85 (29.4)			95 (35)			105 (40.6)			115 (46.1)			125 (51.7)		
		Capacity MBtuh	Sensit	Total System KW**	Capacity MBtuh	Sensit	Total System KW**	Capacity MBtuh	Sensit	Total System KW**	Capacity MBtuh	Sensit	Total System KW**	Capacity MBtuh	Sensit	Total System KW**	Capacity MBtuh	Sensit	Total System KW**
875	72 (22.2)	35.20	16.84	1.95	33.62	16.29	2.18	31.97	15.73	2.43	30.18	15.13	2.70	28.24	14.48	3.02	26.13	13.79	3.38
	67 (19.4)	31.99	20.62	1.92	30.56	20.08	2.15	29.06	19.51	2.40	27.44	18.91	2.68	25.67	18.26	3.00	23.75	17.57	3.36
	63 (17.2)	29.66	19.84	1.90	28.34	19.30	2.13	26.95	18.74	2.37	25.45	18.13	2.66	23.80	17.48	2.98	22.02	16.78	3.35
	62 (16.7)	29.18	24.36	1.90	27.92	23.82	2.12	26.58	23.24	2.37	25.18	24.97	2.65	23.81	23.81	2.98	22.34	22.34	3.35
	57 (13.9)	28.38	28.38	1.89	27.37	27.37	2.12	26.28	26.28	2.37	25.09	25.09	2.65	23.77	23.77	2.98	22.31	22.31	3.35
	72 (22.2)	35.90	17.73	1.98	34.26	17.17	2.21	32.52	16.59	2.46	30.66	15.98	2.74	28.65	15.32	3.05	26.46	14.62	3.41
1000	67 (19.4)	32.65	22.03	1.95	31.17	21.48	2.18	29.60	20.60	2.16	27.48	20.02	2.43	27.91	20.28	2.71	26.08	19.62	3.39
	63 (17.2)	30.30	21.15	1.93	28.83	20.60	2.16	27.48	20.02	2.40	25.91	19.41	2.69	24.21	18.74	3.01	24.10	18.91	3.37
	62 (16.7)	29.94	26.26	1.93	28.66	26.66	2.15	27.43	27.43	2.41	26.15	26.15	2.69	24.73	24.73	3.01	23.17	23.17	3.38
	57 (13.9)	29.65	29.65	1.93	28.56	28.56	2.15	27.39	27.39	2.40	26.11	26.11	2.69	24.70	24.70	3.01	23.14	23.14	3.38
	72 (22.2)	36.44	18.57	2.01	34.73	18.00	2.24	32.94	17.41	2.49	31.02	16.79	2.77	28.94	16.12	3.08	26.71	15.41	3.43
	67 (19.4)	33.18	23.38	1.98	31.64	22.82	2.21	30.01	22.23	2.46	28.28	21.60	2.74	26.40	20.92	3.05	24.38	20.18	3.41
1125	63 (17.2)	30.81	22.41	1.96	29.38	21.85	2.19	27.89	21.26	2.43	26.28	20.63	2.72	24.53	19.94	3.04	22.65	19.20	3.40
	62 (16.7)	30.76	30.76	1.96	29.59	29.59	2.19	28.34	28.34	2.44	26.99	26.99	2.72	25.49	25.49	3.05	23.84	23.84	3.41
	57 (13.9)	30.72	30.72	1.96	29.55	29.55	2.19	28.31	28.31	2.44	26.95	26.95	2.72	25.45	25.45	3.04	23.81	23.81	3.41
EVAPORATOR AIR		75 (23.9)			85 (29.4)			95 (35)			105 (40.6)			115 (46.1)			125 (51.7)		
CFM	EWB °F (°C)	Capacity MBtuh	Sensit	Total Svs KW**	Capacity MBtuh	Sensit	Total Svs KW**	Capacity MBtuh	Sensit	Total Svs KW**	Capacity MBtuh	Sensit	Total Svs KW**	Capacity MBtuh	Sensit	Total Svs KW**	Capacity MBtuh	Sensit	Total Svs KW**
		Total	Total	Total	Total	Total	Total	Total	Total	Total	Total	Total	Total	Total	Total	Total	Total	Total	Total
<b>24AH4A30A30 Outdoor Section With CNPV*3717AL* Indoor Section</b>																			
1050	72 (22.2)	42.58	22.26	2.36	40.51	21.51	2.60	38.30	20.71	2.87	35.94	19.87	3.16	33.37	18.97	3.50	30.62	18.01	3.88
	67 (19.4)	38.73	27.46	2.34	36.87	26.71	2.58	34.88	25.92	2.84	32.74	25.08	3.14	30.43	24.18	3.48	27.97	23.23	3.86
	63 (17.2)	35.96	26.41	2.32	34.24	25.67	2.56	32.40	24.88	2.82	30.43	24.04	3.12	28.31	23.15	3.46	26.03	22.20	3.85
	62 (16.7)	35.38	32.60	2.32	33.73	31.84	2.55	32.01	31.81	2.82	30.38	30.38	3.12	28.63	28.63	3.46	26.73	26.73	3.85
	57 (13.9)	34.71	34.71	2.31	33.37	33.37	2.55	31.92	31.92	2.82	30.34	30.34	3.12	28.59	28.59	3.46	26.70	26.70	3.85
	72 (22.2)	43.29	23.46	2.42	41.13	22.69	2.66	38.84	21.88	2.93	36.37	21.02	3.22	33.71	20.10	3.56	30.85	19.13	3.94
1200	67 (19.4)	39.43	29.38	2.40	37.47	28.61	2.64	35.40	27.80	2.90	33.18	26.94	3.20	30.79	26.02	3.53	28.26	25.05	3.92
	63 (17.2)	36.64	28.20	2.38	34.83	27.43	2.62	32.92	26.62	2.88	30.87	25.77	3.18	28.67	24.85	3.52	26.33	23.88	3.91
	62 (16.7)	36.27	36.05	2.38	34.77	34.77	2.62	33.20	33.20	2.89	31.50	31.50	3.19	29.61	29.61	3.53	27.57	27.57	3.92
	57 (13.9)	36.17	36.17	2.38	34.71	34.71	2.62	33.15	33.15	2.89	31.45	31.45	3.19	29.57	29.57	3.53	27.54	27.54	3.91
	72 (22.2)	43.81	24.60	2.48	41.58	23.82	2.72	39.20	23.00	2.99	36.66	22.13	3.28	33.92	21.20	3.62	31.04	20.23	4.00
	67 (19.4)	39.93	31.22	2.46	37.82	30.44	2.70	35.78	29.61	2.96	33.50	28.73	3.26	31.06	27.78	3.59	28.49	26.76	3.98
1350	63 (17.2)	37.14	29.91	2.44	35.28	29.13	2.68	33.30	28.30	2.94	31.20	27.42	3.24	28.94	26.47	3.58	26.58	25.43	3.97
	62 (16.7)	37.43	37.43	2.44	35.87	35.87	2.68	34.21	34.21	2.95	32.39	32.39	3.25	30.39	30.39	3.59	28.23	28.23	3.98
	57 (13.9)	37.38	37.38	2.44	35.83	35.83	2.68	34.16	34.16	2.95	32.35	32.35	3.25	30.36	30.36	3.59	28.20	28.20	3.98

See notes on pg. 13

# DETAILED COOLING CAPACITIES (CONT.)

EVAPORATOR AIR		CONDENSER ENTERING AIR TEMPERATURES °F (°C)																	
CFM	EWB °F (°C)	75 (23.9)		85 (29.4)		95 (35)		105 (40.6)		115 (46.1)		125 (51.7)							
		Capacity MBtuh	Sens†	Capacity MBtuh	Sens†	Capacity MBtuh	Sens†	Capacity MBtuh	Sens†	Capacity MBtuh	Sens†	Capacity MBtuh	Sens†						
		Total Svs	KW**	Total Svs	KW**	Total Svs	KW**	Total Svs	KW**	Total Svs	KW**	Total Svs	KW**						
1400	72 (22.2)	49.54	28.47	3.22	51.89	27.57	3.53	49.29	26.62	3.88	46.43	25.59	4.29	43.30	24.47	4.72	39.89	23.27	5.30
	67 (19.4)	48.06	35.14	3.19	47.35	34.25	3.49	45.00	33.00	3.85	42.43	32.28	4.25	39.60	31.16	4.76	36.51	29.95	5.26
	63 (17.2)	46.06	33.82	3.16	44.05	32.94	3.47	41.89	32.00	3.82	39.52	30.98	4.22	36.90	29.87	4.69	34.04	28.66	5.23
	62 (16.7)	45.44	41.73	3.15	43.53	40.82	3.46	41.48	39.82	3.81	39.37	39.37	4.22	37.22	37.22	4.70	34.80	34.80	5.24
	57 (13.9)	44.54	44.54	3.15	42.97	42.97	3.46	41.24	41.24	3.81	39.32	39.32	4.22	37.17	37.17	4.70	34.76	34.76	5.24
	72 (22.2)	55.17	29.90	3.30	52.64	28.99	3.61	49.92	28.01	3.96	46.96	26.96	4.37	43.72	25.83	4.84	40.19	24.61	5.38
1600	67 (19.4)	50.36	37.46	3.27	48.09	36.55	3.57	45.64	35.59	3.93	42.97	34.53	4.34	40.05	33.39	4.81	36.86	32.13	5.34
	63 (17.2)	46.86	35.98	3.24	44.77	35.09	3.55	42.51	34.12	3.90	40.05	33.08	4.31	37.35	31.93	4.77	34.40	30.67	5.31
	62 (16.7)	46.51	44.79	3.24	44.64	44.64	3.55	42.79	42.79	3.90	40.73	40.73	4.31	38.42	38.42	4.79	35.83	35.83	5.33
	57 (13.9)	46.30	46.30	3.24	44.60	44.60	3.55	42.73	42.73	3.90	40.67	40.67	4.31	38.37	38.37	4.79	35.79	35.79	5.33
	72 (22.2)	55.79	31.25	3.38	53.16	30.32	3.69	50.36	29.34	4.04	47.31	28.27	4.45	43.97	27.12	4.92	40.37	25.89	5.46
	67 (19.4)	50.98	39.68	3.35	48.62	38.75	3.65	46.10	37.76	4.01	43.37	36.69	4.42	40.37	35.50	4.89	37.14	34.18	5.42
1800	63 (17.2)	47.47	38.04	3.32	45.30	37.12	3.63	42.98	36.13	3.98	40.45	35.06	4.39	37.69	33.87	4.86	34.70	32.54	5.39
	62 (16.7)	47.80	47.80	3.32	45.99	46.99	3.63	44.00	44.00	3.99	41.81	41.81	4.40	39.36	39.36	4.88	36.64	36.64	5.42
	57 (13.9)	47.74	47.74	3.32	45.93	46.93	3.63	43.95	43.95	3.99	41.76	41.76	4.40	39.32	39.32	4.87	36.60	36.60	5.41
	EVAPORATOR AIR		75 (23.9)		85 (29.4)		95 (35)		105 (40.6)		115 (46.1)		125 (51.7)						
	CFM	EWB °F (°C)	Capacity MBtuh	Sens†	Total Svs	KW**	Capacity MBtuh	Sens†	Total Svs	KW**	Capacity MBtuh	Sens†	Total Svs	KW**					
	1750	72 (22.2)	69.86	34.68	4.09	65.73	33.57	4.48	62.37	32.40	4.93	58.68	31.12	5.45	54.65	29.75	6.04	50.21	28.26
67 (19.4)		62.81	42.85	4.03	60.01	41.76	4.42	57.00	40.60	4.87	53.69	39.34	5.39	50.05	37.96	5.98	46.03	36.46	6.65
63 (17.2)		58.41	41.24	3.99	55.85	40.17	4.38	53.11	39.03	4.82	50.06	37.78	5.34	46.70	36.41	5.93	42.98	34.90	6.59
62 (16.7)		57.61	50.93	3.98	55.17	49.82	4.37	52.58	48.59	4.82	49.93	49.93	5.34	47.15	47.15	5.94	44.00	44.00	6.61
57 (13.9)		56.53	56.53	3.97	54.53	54.53	4.37	52.32	52.32	4.82	49.86	49.86	5.34	47.09	47.09	5.94	43.94	43.94	6.61
72 (22.2)		69.94	36.44	4.19	66.66	35.31	4.58	63.14	34.10	5.04	59.32	32.81	5.56	55.14	31.41	6.15	50.56	29.90	6.81
2000	67 (19.4)	63.84	45.70	4.14	60.93	44.59	4.53	57.78	43.40	4.98	54.34	42.10	5.49	50.59	40.69	6.08	46.45	39.14	6.75
	63 (17.2)	59.43	43.90	4.09	56.76	42.80	4.48	53.87	41.62	4.93	50.72	40.34	5.44	47.25	38.93	6.03	43.42	37.37	6.70
	62 (16.7)	58.98	54.67	4.09	56.66	56.66	4.48	54.28	54.28	4.94	51.61	51.61	5.46	48.63	48.63	6.06	45.27	45.27	6.73
	57 (13.9)	58.76	58.76	4.09	56.58	56.58	4.48	54.20	54.20	4.93	51.55	51.55	5.46	48.57	48.57	6.05	45.22	45.22	6.73
	72 (22.2)	70.70	38.10	4.29	67.30	36.94	4.68	63.68	35.72	5.14	59.73	34.41	5.66	55.44	32.99	6.25	50.77	31.46	6.91
	67 (19.4)	64.61	48.42	4.24	61.59	47.28	4.63	58.35	46.06	5.08	54.82	44.74	5.59	50.98	43.27	6.18	46.79	41.64	6.85
2250	63 (17.2)	60.18	46.42	4.19	57.41	45.29	4.58	54.45	44.09	5.03	51.21	42.77	5.55	47.66	41.31	6.13	43.79	39.65	6.80
	62 (16.7)	60.66	60.66	4.20	58.34	58.34	4.59	55.79	55.79	5.05	52.96	52.96	5.57	49.81	49.81	6.17	46.25	46.25	6.84
	57 (13.9)	60.58	60.58	4.20	58.27	58.27	4.59	55.72	55.72	5.05	52.90	52.90	5.57	49.75	49.75	6.17	46.20	46.20	6.84

† Total and sensible capacities are net capacities. Blower motor heat has been subtracted.  
 ‡ Sensible capacities shown are based on 80°F (27°C) entering air at the indoor coil. For sensible capacities at other than 80°F (27°C), deduct 835 Btu/h (245 kW) per 1000 CFM (480 L/S) of indoor coil air for each degree below 80°F (27°C), or add 835 Btu/h (245 kW) per 1000 CFM (480 L/S) of indoor coil air per degree above 80°F (27°C).  
 \*\* System kW is total of indoor and outdoor unit kilowatts.  
 EWB — Entering Wet Bulb

- NOTES:  
 1. Detailed cooling capacities are based on indoor and outdoor unit at the same elevation per AHRI standard 210/240--2008. If additional tubing length and/or indoor unit is located above outdoor unit, a slight variation in capacity may occur.  
 2. When the required data falls between the published data, interpolation may be performed. Extrapolation is not an acceptable practice.

# CONDENSOR ONLY RATINGS

SST °F (°C)		CONDENSER ENTERING AIR TEMPERATURES °F (°C)							
		55 (12.78)	65 (18.33)	75 (23.89)	85 (29.44)	95 (35.0)	105 (40.56)	115 (46.11)	125 (51.67)
<b>24AHA418A30</b>									
30 (-1.11)	TCG	16.60	15.60	14.70	13.80	12.90	12.00	11.10	10.10
	SDT	68.50	78.00	87.50	97.00	106.50	116.00	125.40	134.70
	KW	0.76	0.87	0.99	1.11	1.25	1.40	1.59	1.80
35 (1.67)	TCG	18.30	17.20	16.30	15.30	14.30	13.30	12.30	11.20
	SDT	69.70	79.20	88.70	98.20	107.60	117.00	126.30	135.50
	KW	0.76	0.87	0.99	1.11	1.25	1.41	1.59	1.80
40 (4.44)	TCG	20.00	19.00	17.90	16.90	15.80	14.70	13.60	12.40
	SDT	71.10	80.50	89.90	99.40	108.70	118.00	127.20	136.30
	KW	0.77	0.88	0.99	1.11	1.25	1.41	1.59	1.80
45 (7.22)	TCG	22.00	20.80	19.70	18.50	17.40	16.20	14.90	13.60
	SDT	72.50	81.90	91.30	100.60	109.80	119.00	128.20	137.20
	KW	0.77	0.88	0.99	1.12	1.26	1.41	1.59	1.80
50 (10.0)	TCG	24.00	22.80	21.60	20.40	19.10	17.80	16.40	15.00
	SDT	74.00	83.40	92.60	101.90	111.00	120.10	129.20	138.20
	KW	0.77	0.88	0.99	1.12	1.26	1.41	1.59	1.80
55 (12.78)	TCG	26.30	25.00	23.60	22.30	20.90	19.50	18.00	16.40
	SDT	75.60	84.80	94.10	103.20	112.30	121.30	130.30	139.20
	KW	0.78	0.88	1.00	1.12	1.26	1.42	1.60	1.80
<b>24AHA424A30</b>									
30 (-1.11)	TCG	21.40	20.20	19.00	17.80	16.60	15.40	14.20	12.90
	SDT	71.90	81.30	90.70	100.00	109.30	118.50	127.70	136.80
	KW	1.01	1.15	1.30	1.46	1.64	1.85	2.09	2.36
35 (1.67)	TCG	23.50	22.20	20.90	19.60	18.30	17.00	15.60	14.20
	SDT	73.50	82.80	92.10	101.30	110.50	119.60	128.70	137.70
	KW	1.02	1.16	1.30	1.47	1.65	1.86	2.09	2.37
40 (4.44)	TCG	25.70	24.40	23.00	21.60	20.20	18.70	17.20	15.60
	SDT	75.10	84.30	93.50	102.60	111.80	120.80	129.80	138.80
	KW	1.02	1.16	1.31	1.47	1.66	1.86	2.10	2.38
45 (7.22)	TCG	28.20	26.70	25.20	23.70	22.10	20.50	18.90	17.10
	SDT	76.70	85.90	95.00	104.10	113.10	122.10	131.00	139.80
	KW	1.03	1.17	1.32	1.48	1.66	1.87	2.11	2.39
50 (10.0)	TCG	30.80	29.20	27.50	25.90	24.20	22.40	20.60	18.70
	SDT	78.50	87.50	96.60	105.60	114.60	123.40	132.20	140.90
	KW	1.04	1.18	1.32	1.49	1.67	1.88	2.12	2.39
55 (12.78)	TCG	33.60	31.80	30.10	28.30	26.40	24.50	22.40	20.30
	SDT	80.30	89.30	98.30	107.20	116.10	124.90	133.50	142.00
	KW	1.05	1.18	1.33	1.50	1.68	1.89	2.13	2.40
<b>24AHA430A30</b>									
30 (-1.11)	TCG	27.20	25.80	24.40	22.90	21.40	19.70	17.90	16.00
	SDT	69.90	79.20	88.60	98.00	107.30	116.60	125.80	134.80
	KW	1.22	1.39	1.57	1.77	2.00	2.27	2.58	2.94
35 (1.67)	TCG	30.10	28.50	27.00	25.40	23.70	21.90	20.00	17.90
	SDT	71.20	80.60	89.90	99.20	108.50	117.70	126.80	135.80
	KW	1.22	1.40	1.58	1.78	2.01	2.28	2.58	2.94
40 (4.44)	TCG	33.10	31.40	29.70	28.00	26.20	24.30	22.20	20.00
	SDT	72.70	82.00	91.20	100.50	109.70	118.90	127.90	136.90
	KW	1.23	1.41	1.59	1.80	2.03	2.29	2.59	2.94
45 (7.22)	TCG	36.50	34.50	32.70	30.80	28.80	26.80	24.50	22.10
	SDT	74.30	83.50	92.70	101.90	111.00	120.10	129.10	137.90
	KW	1.25	1.43	1.61	1.82	2.05	2.31	2.60	2.95
50 (10.0)	TCG	40.00	37.90	35.80	33.80	31.60	29.40	27.00	24.40
	SDT	76.00	85.10	94.20	103.40	112.40	121.40	130.30	139.00
	KW	1.27	1.45	1.64	1.84	2.07	2.33	2.62	2.95
55 (12.78)	TCG	43.80	41.40	39.20	36.90	34.60	32.10	29.50	26.70
	SDT	77.90	86.90	95.90	104.90	113.90	122.80	131.50	140.20
	KW	1.29	1.47	1.66	1.87	2.09	2.35	2.64	2.97

See notes on page 15

# CONDENSER ONLY RATINGS (CONTINUED)

SST °F (°C)		CONDENSER ENTERING AIR TEMPERATURES °F (°C)							
		55 (12.78)	65 (18.33)	75 (23.89)	85 (29.44)	95 (35.0)	105 (40.56)	115 (46.11)	125 (51.67)
<b>24AHA436A30</b>									
30 (-1.11)	TCG	31.40	29.80	28.20	26.40	24.60	22.70	20.60	18.50
	SDT	68.70	78.10	87.50	96.80	106.20	115.50	124.70	134.00
	KW	1.48	1.69	1.91	2.14	2.40	2.69	3.04	3.44
35 (1.67)	TCG	34.70	32.90	31.10	29.20	27.20	25.10	22.80	20.50
	SDT	70.00	79.30	88.60	97.90	107.20	116.40	125.60	134.80
	KW	1.48	1.70	1.91	2.15	2.41	2.70	3.05	3.45
40 (4.44)	TCG	38.20	36.20	34.20	32.10	29.90	27.60	25.20	22.60
	SDT	71.30	80.50	89.80	99.10	108.30	117.40	126.50	135.60
	KW	1.49	1.70	1.92	2.16	2.42	2.72	3.06	3.45
45 (7.22)	TCG	42.00	39.80	37.60	35.30	32.90	30.30	27.70	24.80
	SDT	72.80	81.90	91.10	100.30	109.40	118.50	127.50	136.40
	KW	1.50	1.72	1.94	2.18	2.44	2.73	3.07	3.46
50 (10.0)	TCG	46.00	43.60	41.10	38.60	36.00	33.20	30.20	27.20
	SDT	74.40	83.40	92.50	101.60	110.60	119.60	128.50	137.30
	KW	1.52	1.74	1.96	2.20	2.46	2.75	3.08	3.47
55 (12.78)	TCG	50.20	47.60	44.90	42.10	39.20	36.20	32.90	29.60
	SDT	76.10	85.00	94.00	103.00	111.90	120.80	129.50	138.20
	KW	1.54	1.76	1.98	2.22	2.48	2.77	3.10	3.48
<b>24AHA448A30</b>									
30 (-1.11)	TCG	41.50	39.50	37.40	35.40	33.20	30.80	28.20	25.40
	SDT	73.40	82.60	91.90	101.20	110.40	119.50	128.60	137.50
	KW	2.05	2.30	2.57	2.87	3.21	3.60	4.05	4.56
35 (1.67)	TCG	45.70	43.40	41.20	38.90	36.50	33.90	31.10	28.10
	SDT	75.10	84.30	93.40	102.60	111.70	120.80	129.70	138.60
	KW	2.08	2.33	2.60	2.90	3.24	3.63	4.08	4.60
40 (4.44)	TCG	50.10	47.70	45.20	42.70	40.10	37.20	34.20	30.90
	SDT	77.00	86.00	95.10	104.10	113.20	122.10	131.00	139.70
	KW	2.12	2.36	2.63	2.93	3.27	3.67	4.12	4.64
45 (7.22)	TCG	54.80	52.20	49.50	46.70	43.80	40.70	37.40	33.80
	SDT	78.90	87.80	96.80	105.80	114.70	123.50	132.20	140.80
	KW	2.15	2.39	2.66	2.96	3.31	3.71	4.16	4.69
50 (10.0)	TCG	59.90	56.90	54.00	51.00	47.80	44.40	40.70	36.80
	SDT	80.90	89.80	98.60	107.50	116.30	125.00	133.60	142.00
	KW	2.19	2.43	2.70	3.00	3.34	3.74	4.20	4.72
55 (12.78)	TCG	65.20	62.00	58.80	55.40	51.90	48.20	44.20	39.90
	SDT	83.10	91.80	100.50	109.30	117.90	126.50	134.90	143.20
	KW	2.24	2.47	2.73	3.03	3.38	3.78	4.24	4.76
<b>24AHA460A30</b>									
30 (-1.11)	TCG	53.00	50.30	47.70	45.10	42.40	39.40	36.00	32.40
	SDT	76.00	85.10	94.30	103.50	112.70	121.70	130.60	139.40
	KW	2.59	2.90	3.23	3.61	4.03	4.52	5.08	5.71
35 (1.67)	TCG	58.30	55.30	52.50	49.70	46.60	43.30	39.70	35.70
	SDT	78.00	87.00	96.10	105.20	114.20	123.10	131.90	140.60
	KW	2.64	2.94	3.28	3.65	4.08	4.58	5.14	5.78
40 (4.44)	TCG	63.90	60.70	57.60	54.50	51.10	47.50	43.60	39.30
	SDT	80.00	88.90	97.90	106.90	115.80	124.70	133.30	141.90
	KW	2.69	2.99	3.32	3.70	4.14	4.63	5.20	5.84
45 (7.22)	TCG	70.00	66.50	63.10	59.60	55.90	51.90	47.60	42.90
	SDT	82.20	91.00	99.90	108.80	117.60	126.30	134.80	143.20
	KW	2.74	3.04	3.38	3.76	4.19	4.69	5.27	5.91
50 (10.0)	TCG	76.40	72.60	68.80	65.00	60.90	56.50	51.80	46.70
	SDT	84.60	93.30	102.00	110.70	119.40	127.90	136.30	144.50
	KW	2.80	3.10	3.43	3.81	4.25	4.76	5.33	5.97
55 (12.78)	TCG	83.30	79.10	74.90	70.60	66.10	61.30	56.10	50.60
	SDT	87.00	95.60	104.20	112.80	121.20	129.60	137.80	145.80
	KW	2.86	3.15	3.49	3.87	4.31	4.82	5.39	6.04

\* AHRI listing applies only to systems shown in Combination Ratings table.

**KW** – Outdoor Unit Kilowatts Only.

**SDT** – Saturated Temperature Leaving Compressor (°F)

**SST** – Saturated Temperature Entering Compressor (°F/°C)

**TCG** – Gross Cooling Capacity (1000 Btuh)

# GUIDE SPECIFICATIONS

## GENERAL

### System Description

Outdoor-mounted, air-cooled, split-system air conditioning unit suitable for ground or rooftop installation. Unit consists of a scroll-type hermetic compressor, an air-cooled coil, propeller-type condenser fan, and a control box. Unit will discharge supply air horizontally as shown on contract drawings. Unit will be used in a refrigeration circuit to match up to a packaged fan coil or furnace.

### Quality Assurance

- Unit will be rated in accordance with the latest edition of AHRI Standard 210.
- Unit will be certified for capacity and efficiency, and listed in the latest AHRI directory.
- Unit construction will comply with latest edition of ANSI/ASHRAE and with NEC.
- Unit will be constructed in accordance with UL standards and will carry the UL label of approval. Unit will have c-UL approval.
- Unit cabinet will be capable of withstanding Federal Test Method Standard No. 141 (Method 6061) 500-hr salt spray test.
- Air-cooled condenser coils will be leak tested and pressure tested
- Unit constructed in ISO9001 approved facility.

### Delivery, Storage, and Handling

- Unit will be shipped as single package only and is stored and handled per unit manufacturer's recommendations.

### Warranty (for inclusion by specifying engineer)

- U.S. and Canada only.

## PRODUCTS

### Equipment

- Factory assembled, single piece, air-cooled air conditioning unit. Contained within the unit enclosure is all factory wiring, piping, controls, compressor, refrigerant charge Puron® (R-410A), and special features required prior to field start-up.

### Unit Cabinet

- Unit cabinet will be constructed of galvanized steel and bonderized.

### Fans

- Condenser fan will be direct-drive propeller type, discharging air horizontally.

## AIR-COOLED, SPLIT-SYSTEM AIR CONDITIONER

24AHA4

1-1/2 TO 5 NOMINAL TONS

- Condenser fan motors will be totally enclosed, 1-phase type with class B insulation and permanently lubricated bearings. Shafts will be corrosion resistant.
- Fan blades will be statically and dynamically balanced.
- Condenser fan openings will be equipped with coated steel wire safety guards.

### Compressor

- Compressor will be a scroll-type, hermetically sealed.
- Compressor will be mounted on rubber vibration isolators.

### Condenser Coil

- Condenser coil will be air cooled.
- Coil will be constructed of aluminum fins mechanically bonded to copper tubes which are then cleaned, dehydrated, and sealed.

### Refrigeration Components

- Refrigeration circuit components will include liquid-line front-seating shutoff valve with sweat connections, vapor-line front-seating shutoff valve with sweat connections, system charge of Puron® (R-410A) refrigerant, and compressor oil.
- Unit will be equipped with high-pressure switch and filter drier for Puron refrigerant.

### Operating Characteristics

- The capacity of the unit will meet or exceed \_\_\_\_\_ Btuh at a suction temperature of \_\_\_\_\_ °F/°C. The power consumption at full load will not exceed \_\_\_\_\_ kW.
- Combination of the unit and the evaporator or fan coil unit will have a total net cooling capacity of \_\_\_\_\_ Btuh or greater at conditions of \_\_\_\_\_ CFM entering air temperature at the evaporator at \_\_\_\_\_ °F/°C wet bulb and \_\_\_\_\_ °F/°C dry bulb, and air entering the unit at \_\_\_\_\_ °F/°C.
- The system will have a SEER of \_\_\_\_\_ Btuh/watt or greater at DOE conditions.

### Electrical Requirements

- Nominal unit electrical characteristics will be \_\_\_\_\_ v, single phase, 60 hz. The unit will be capable of satisfactory operation within voltage limits of \_\_\_\_\_ v to \_\_\_\_\_ v.
- Nominal unit electrical characteristics will be \_\_\_\_\_ v, three phase, 60 hz. The unit will be capable of satisfactory operation within voltage limits of \_\_\_\_\_ v to \_\_\_\_\_ v.
- Unit electrical power will be single point connection.
- Control circuit will be 24v.


### Special Features

- Refer to section of this literature identifying accessories and descriptions for specific features and available enhancements.

## **ECW series air handlers for above the water heater**

### **Small Profile Heating and Cooling Air handler with built in heating and cooling coils (external heating pump)**

- Works with domestic water heaters, boilers or heat pumps to provide space heating and cooling for residential homes.
- Designed to fit above tank type heater or where low profile is required.
- Reversible design. Access doors on both front and back. Coils and drain pan slide out for easy reversing so unit can be field adapted for left hand or right hand supply and side or top return air.
- High efficiency ECM blower motor with five potential fan speeds for 100% down to 30%.
- Cycle timer built in for exercising pump every 24 hours. Test button on circuit board allows fast verification of cycle timer function.
- Heating, cooling and continuous fan speeds are all independently and easily selectable using rotary switches for maximum flexibility. All 24V controls located inside electrical box, accessible through front cover. Robust surge suppression for protection against lightning strikes.
- Compatible with all 24-volt heat/cool and heat pump thermostats (available separately).
- Push button connectors for thermostat wires for fast installation. High quality wire harnesses for quick servicing and component swap out. Lighted service area provides high visibility in poorly lit locations. LED indicators on all thermostat inputs and control outputs. LED status tables and trouble codes for easy diagnostics.
- Stainless steel drain pan for long service life. Stainless steel float switch with sealed magnetic reed switch to protect against drain pan overflow with audible and visual alarms.
- Heating coil comes complete with externally mounted pump and check valve.
- Cooling coil comes with fixed orifice. Can be factory or field fitted with TX valve kit if desired. Completely compatible with R410a, R22 R407c and many other refrigerants.
- All service access is through front panels.
- Integral filter slot and internal frame fits standard one inch 16"x20" washable or disposable filter.
- Attractive white powder coat finish. Galvanized steel cabinet post painted for long life even in wet environments.





## Physical Properties

MODEL:	ECW33	ECW40
Dimensions (W x D x H) inches	25"x23"x16"	25"x23"x16"
Supply Air Opening (WxD) inches	Adjustable	Adjustable
Return Air Opening (WxD) inches	20"x8"	20"x8"
Filter Rack Size (WxD) inches	16"x20"	16"x20"
Water inlet and outlet	½"	½"
Water Coil (length x width x rows)	13 x 19 x 2 row	13 x 19 x 3 row
AC Coil (length x width x rows)	16x19x2	16x19x3
Shipping weight – pounds	60	60
Power (V/Ph/Hz)	115/1/60	115/1/60
Total Unit FLA	6.3	6.3
Minimum Ampacity	7.7	7.7
Max over current (max fuse size) Amps	15	15
Motor Horsepower	1 / 3	1 / 3

## PERFORMANCE Specifications

MODEL:	ECW33	ECW40
Heating Capacity (Btu/h) 100F water	14,000	17,000
Heating Capacity (Btu/h) 110F water	18,600	22,700
Heating Capacity (Btu/h) 120F water	23,200	28,400
Heating Capacity (Btu/h) 130F water	27,900	34,100
Heating Capacity (Btu/h) 140F water	33,000	39,800
Heating Capacity (Btu/h) 160F water	42,900	51,600
Heating Capacity (Btu/h) 180F water	52,700	63,500
Cooling Capacity – (Tons)	1.5	2.0
Continuous run speeds	Low ML-Med-MH High	Low ML-Med-MH High
Heating Air flow speeds - cfm	-240 320 480-650-800	240 320 480-650-800
Cooling air flow speeds – cfm	240 320 480-650-800	240 320 480-650-800
Circulator Pump Flow(GPM)	4.0	4.0
Maximum Heating Airflow (CFM)	800	800
Max. Ext. Static Pressure (in.wc)	1.0	1.0

Heating capacities are based on 70F return air, high fan speed. For medium speed de-rate capacity by 20%. For low speed de-rate capacity by 40%. Air handler can deliver the programmed airflow at any static pressure below the maximum external static pressure.